



**2012-13**

EDMONTON OILERS MEDIA GUIDE



# Together, we can make a difference.

At Rexall, an Edmonton-based retail pharmacy company with deep roots in the community, we are proud of the contributions and support our organization provides annually to numerous charitable, healthcare, education, sport and other community initiatives.

As pharmacists we know how powerful medications can be in healing. We also know when it comes to children that sometimes a good dose of hope, spirit and laughter can be the best prescription of all. That's why Rexall Foundation has created the Kids Health Program - dedicated to supporting the most courageous children through healthy living programs and support services.

The Rexall Foundation is a proud supporter of kids camps across Canada including Camp Oochigeas, a privately funded, volunteer based camp for children with cancer and the heart transplant kids camp at Camp Warwa. Just west of Edmonton, Camp Warwa's programs thrive to provide a safe environment in which to foster the development of camper's skills, confidence, and interpersonal relationships. Camp Warwa has been working to make a difference in the lives of Alberta's youth for over 30 years.

Visit [rexallfoundation.ca](http://rexallfoundation.ca) for more information.



# EDMONTON OILERS

## TABLE OF CONTENTS

### THE MANAGEMENT

Oilers Directory.....	3-5
Daryl A. Katz - Owner & Governor .....	6
Patrick LaForge - President & CEO.....	7
Kevin Lowe - President of Hockey Operations/ Alternate Governor .....	9
Steve Tambellini - General Manager.....	11
Craig MacTavish - Senior Vice-President of Hockey Operations ....	13
Ricky Olczyk - Assistant General Manager & Director of Hockey Operations/Legal Affairs ....	14
Ralph Krueger - Head Coach .....	15
Kelly Buchberger - Assistant Coach .....	17
Steve Smith - Assistant Coach.....	18
Frederic Chabot - Goaltending Coach.....	19
Steve Serdachny - Skating & Skills Coach.....	19
Hockey Operations Staff .....	20-21
Training Staff .....	22-26
Oilers Staff.....	27-33
Edmonton Oilers Community Foundation.....	34-37
Molson Cup .....	38

### PLAYER PROFILES

Eric Belanger.....	40
Devan Dubnyk .....	42
Ben Eager.....	44
Jordan Eberle.....	46
Sam Gagner .....	48
Taylor Hall .....	50
Ales Hemsky .....	52
Shawn Horcoff.....	54
Darcy Hordichuk .....	56
Ryan Jones .....	58
Nikolai Khabibulin.....	60
Ryan Nugent-Hopkins.....	62
Magnus Paajarvi.....	64
Theo Peckham .....	66
Lennart Petrell.....	68
Jeff Petry .....	70
Corey Potter.....	72
Justin Schultz.....	74
Nick Schultz .....	76
Ladislav Smid .....	78
Ryan Smyth .....	80
Andy Sutton.....	82
Ryan Whitney.....	84
Nail Yakupov .....	86

In The System.....	88-99
2012-2013 Player Personnel .....	100-101

### 2011-2012 IN REVIEW

#### THE NHL IN REVIEW

Final Standings.....	102
Award Winners .....	102
Scoring Leaders.....	103
Goaltending Leaders .....	103
All-Star Teams.....	104
Entry Draft.....	104
Oilers Season Openers.....	104

#### OILERS IN REVIEW

Final Scoring Statistics .....	105
Real Time Scoring Statistics.....	106
Oilers Home Openers.....	106
Game Results.....	107-108
Oilers Team Captains .....	108
Edmonton Oilers Back to Back Games.....	109
Individual Statistics vs Opposition.....	110-167

#### THE OILERS RECORD BOOK

Year-by-Year Record .....	168
Yearly Home Record .....	168
Yearly Road Record.....	169
Jersey Retirement Games .....	169
Career Record vs Opposition .....	170
Monthly Regular Season Record .....	171
Man Games Lost Due to Injury by Season .....	172
Edmonton Oilers Injury Report.....	172
Record in Afternoon Games .....	173
Home Afternoon Games .....	173
Overtime Record Year-by-Year .....	174
Overtime Record vs Opposition.....	174
Oilers Shootout Record.....	175
Oilers Shootout Results.....	176
Individual Career Shootout Statistics.....	178
Oilers Year-By-Year Special Teams .....	179
NHL All-Star Team Selections .....	180
Oilers in the NHL All-Star Game .....	180
NHL Award Winners .....	180
All-Time Oilers Award Winners.....	181
All-Time Oilers Molson Cup Winners .....	181
Oilers Molson 3 Stars By Player and Month .....	182
Oilers Molson Cup Monthly Winners.....	182
2011-12 Edmonton Oilers Molson Cup Standings ...	183
Entry Draft Selections Year-by-Year .....	185-190
Oilers All-Time Sweater Numbers .....	191-192
Oilers Career Scoring Leaders .....	193
Oilers All-Time NHL Roster.....	194-199

# 2012-13 OFFICIAL GUIDE

Oilers All-Time Leaders.....	200
Oilers 100-or-More Point Seasons .....	200
Oilers Yearly Leaders .....	201-205
Oilers Rookie Records .....	206
Multiple Point Games .....	207-208
Oilers 20 Goal Seasons By Player .....	209
Oilers 20 Goal Seasons By Season.....	210
Oilers 20 Goal Seasons.....	211-212
Oilers Three-or-More Goal Games.....	213
Active Oilers Three-or-More Goal Games .....	213
Oilers All-Time Three-or-More Goal Games ...	214-217
All-Time Regular Season Goaltending Records...	218
Oilers Career Goaltending Leaders .....	219
Oilers Yearly Goaltending Leaders .....	220-223
Oilers All-Time Shutouts.....	224-225
All-Time Shutouts Versus Oilers .....	226-227
Penalty Shots .....	228
Oilers Year-by-Year Results and Statistics...	229-260
Oilers All-Time Pre-Season Record .....	261
Oilers NHL Firsts.....	262
Opponents Firsts vs Oilers.....	262
NHL Individual Records Held by Oilers.....	263-264
NHL Team Records Held or Co-Held by Oilers...	265
Individual Records .....	265-272
Team Records.....	273-280

## STANLEY CUP PLAYOFFS

Yearly Playoff Records .....	281
Stanley Cup Final Record .....	281
All-Time Results .....	282-288

Career Playoff Scoring.....	289
All-Time Playoff Three-or-More Goal Games ...	290
All-Time Playoff Goal Scoring Breakdown .....	291
Career Goaltending Statistics .....	291
Playoff Firsts .....	292
Individual Playoff Records.....	293-298
Team Playoff Records.....	298-305

## OILERS AFFILIATES

Oklahoma City Barons.....	306
2011-12 Oklahoma City Barons Final Scoring...	307
2012 Oklahoma City Barons Playoff Stats.....	308
Stockton Thunder .....	309
2011-12 Stockton Thunder Final Scoring .....	310
2012 Stockton Thunder Playoff Stats .....	311
2011-12 AHL Final Standings .....	312
2011-12 ECHL Final Standings.....	312
Oilers Yearly Affiliates .....	313
All-Time Oilers Affiliates Records .....	314-315
Media Information.....	316
Media Guidelines.....	317
NHL Public Relations Directory.....	318
2012-13 NHL Directory .....	319
2012-13 NHL Officials.....	320
NHL How To Figure .....	321
Oilers Schedule .....	322



Published by THE EDMONTON OILERS HOCKEY CLUB

Editors: J.J. Hebert/Patrick Garland/Shawn May

Photography: Andy Devlin, LA MEDIA Photography & Design

Statistical Assistance provided by: Dan Diamond and Associates &  
Bob Waterman, Elias Sports Bureau

Printed by RR Donnelley

All Contents Herein Copyright © 2012





## MAILING ADDRESS:

Edmonton Oilers Hockey Club  
11230 – 110 Street  
Edmonton, AB T5G 3H7  
Phone: 780-414-GOAL(4625)  
Fax: 780-409-5890

## SHIPPING/COURIER ADDRESS

Edmonton Oilers Hockey Club  
11230 – 110 Street  
Edmonton, AB T5G 3H7  
Press Box Phone: 780-409-3780  
Media Lounge Phone: 780-409-3778  
Website: www.edmontonoilers.com

Owner.....	Daryl A. Katz (Rexall Sports Corp)
Governor.....	Daryl A. Katz
Alternate Governors.....	Patrick LaForge, Kevin Lowe
President, Chief Operating Officer.....	Patrick LaForge
President of Hockey Operations.....	Kevin Lowe
Chief Revenue Officer.....	Stew MacDonald
Chief Financial Officer.....	Darryl Boessenkool

## HOCKEY OPERATIONS

General Manager.....	Steve Tambellini
Senior Vice President of Hockey Operations.....	Craig MacTavish
Assistant General Manager & Director of Hockey Operations and Legal Affairs.....	Ricky Olczyk
Head Coach.....	Ralph Krueger
Assistant Coach.....	Kelly Buchberger
Assistant Coach.....	Steve Smith
Goalie Coach.....	Frederic Chabot
Skating & Skills Coach.....	Steve Serdachny
Senior Director of Player Development.....	Rick Carriere
Director, Research Analysis & Software Development.....	Sean Draper
Director of Player Development.....	Mike Sillinger
Manager, Hockey Administration.....	Connie Hadden
Senior Coordinator, Video Development.....	Brian Ross
Coordinator, Video.....	Myles Fee
Coordinator, Medical Services.....	Ken Lowe
Admin. Assistant, Player Development.....	Justin Mahe
Performance Consultant.....	Kimberley Amirault-Ryan
Family Liaison.....	Jill Metz
Head Amateur Scout.....	Stu MacGregor
Head Pro Scout.....	Morey Gare
Amateur Scout.....	Bob Brown
Amateur Scout.....	James Crosson
Amateur Scout.....	Joseph Cucci
Amateur Scout.....	Bill Dandy
Amateur Scout.....	Brad Davis
Amateur Scout.....	Pelle Eklund
Amateur Scout.....	Kent Hawley
Amateur Scout.....	Scott Harlow
Amateur Scout.....	Dave Heitz
Amateur Scout.....	Frank Musil
Amateur Scout.....	Robert Nordmark
Amateur Scout.....	Matti Virmanen
Pro Scout.....	Michael Abbamont
Pro Scout.....	Chris Cichocki
Pro Scout.....	Dave Semenko
Pro Scout.....	Duane Sutter

## MEDICAL AND TRAINING STAFF

Head Athletic Therapist.....	T.D. Forss
Head Equipment Manager.....	Jeff Lang
Assistant Athletic Therapist.....	Chris Davie
Assistant Equipment Manager.....	Brad Harrison
Assistant Equipment Manager.....	Chad Scharff

# OILERS DIRECTORY

Physical Therapy Consultant.....	Ryan Williams
Massage Therapist.....	Stephen Lines
Director, Strength and Conditioning .....	Simon Bennett
Coordinator, Strength and Conditioning .....	Chad Drummond
Team Medical Chief of Staff.....	Dr. Dhiren Naidu
Team Physician .....	Dr. David C. Reid
Team Physician .....	Dr. John Clarke
Team Physician .....	Dr. Jeff Robinson
Team Physician .....	Dr. Mike Wagner
Team Dentist.....	Dr. Ben Eastwood
Team Dentist.....	Dr. Nathan Kern
Team Dentist.....	Dr. Trevor Ushko
Team Optometrist.....	Dr. Brent Saik
Dressing Room Attendant.....	Joey Moss

## COMMUNICATIONS AND BROADCAST

Director, Communications and Media Relations.....	J.J. Hebert
Director, Broadcast & President, Aquila Productions.....	Don Metz
Manager, Communications and Team Services .....	Patrick Garland
Coordinator, Communications and Media Relations.....	Shawn May
Oilers Radio Play by Play.....	Jack Michaels
Oilers Radio Colour Commentator .....	Bob Stauffer

## MARKETING

Vice President, Communications & Media Content.....	Steve Hogle
Director, Game Night.....	Ben Broder
Director, Website and New Media .....	Marc Ciampa
Director, Brand .....	Debbie George
Director, Brand Marketing and CRM .....	Christine McAnally
Director, Community Partnerships.....	Kevin Radomski
Manager, Social Media .....	Ryan Frankson
Manager, Marketing & Database.....	Avery Hardy
Senior Graphic Designer.....	Joey Angeles
Website Reporter .....	Tom Gazzola
Coordinator, New Media Content .....	Ryan Dittrick
Coordinator, Events .....	Brad Ellard
Coordinator, Events.....	Kyle Ferguson
Coordinator, Social Media & Communications.....	Andrea Goss
Coordinator, Website & Mobile.....	Heather Weigum
New Media Video Producer .....	Devin Lacombe
Website Video Producer .....	Nyki Scheurman
Team Photographer .....	Andy Devlin

## CORPORATE PARTNERSHIPS

Senior Director, Partnership Service .....	Brad Bissonnette
Senior Director, Corporate Partnerships.....	Lisa Munro
Senior Director, Corporate Partnerships.....	Craig Purcell
Director, Corporate Partnerships .....	Jean-Francois Amyot
Director, Executive Suite Operations.....	Bob Haromy
Manager, Partnership Service.....	Angie Zander
Partner Activation Specialist.....	Max Dawson
Partner Activation Specialist.....	Brent Frew
Partner Activation Specialist.....	Stephan Rausch

## FINANCE AND ADMINISTRATION

Vice President, Facilities and Operations .....	Tom Cornwall
Vice President, Development & Operations.....	Jason Quilley
Security .....	Michael Fluker
Director, IT.....	Kevin Flemming
Director, Human Resources & Administration .....	Tandy Kustiak
Director, Operations and Analysis.....	Sharon Lyseng
General Counsel.....	Keely Brown
Corporate Controller .....	Roger Dang



Accounting Team Lead .....	Travis Nielsen
Accounting Team Lead .....	Corinne Carey
Manager, Payroll.....	Shawna Quigley
Manager, Administration and Operations.....	Sherry Smith
Manager, Payroll.....	Lanette Vermeersch
Accountant.....	Christine Marceau
Accountant.....	Eric Motuzas
Accountant.....	Jamie Schenknecht
Accountant.....	Michelle Schwendeman
Executive Assistant for CFO.....	Bobbie-Jo Dawe
Coordinator, Accounts Receivable .....	Sheri Carver
Coordinator, Facilities .....	Gilbert Da Silva
Sharepoint Architect.....	Kelvin Sun
Business Analyst.....	Angela Frecon
Infrastructure Analyst .....	David Kagan
Technical Help Desk .....	Raphael Caluttung
Operations Assistant.....	Macy Beley
Receptionist.....	Lyn Berglund
Receptionist.....	Sandy Langley

## TICKET SALES AND CUSTOMER RELATIONSHIPS

Senior Director, Ticket Sales and Customer Experience .....	Bill Makris
Manager, Ticket Operations .....	Gavin Morton
Manager, Customer Experience .....	Jody Young
Supervisor Ticket Services .....	Tony Bao
Supervisor Ticket Services .....	Dianne Kalita
Senior Ticket Account Executive.....	Erik Hapke
Ticket Account Executive .....	Derek Perchaluk
Ticket Account Executive .....	Jennifer Tessier
Ticket Account Executive .....	Daniel Troiani
Customer Service Representative.....	Keenyn Bijou
Customer Service Representative.....	Raelene Dufva
Customer Service Representative.....	Pierre Farage
Ticket Sales Assistant .....	Shandy Lo

## EDMONTON OILERS COMMUNITY FOUNDATION

Executive Director of Edmonton Oilers Community Foundation .....	Natalie Minckler
Coordinator, EOCF .....	Erin Barrett
Coordinator, Community Partnership.....	Lauren Gilley
Online Auctions Coordinator.....	Dwain Tomkow
Ice School Teacher.....	Diane Gurnham

## REXALL PLACE

Opened .....	November 10, 1974
Capacity.....	16,839
Location of Bill Tuele Press Box .....	East Side at top (Radio/TV)
	West Side at top (Media)
Dimensions of Rink .....	200 feet by 85 feet

## TEAM INFORMATION

Team Founded .....	1972 (WHA), 1979-80 (NHL)
Team Uniforms .....	<b>Home:</b> Base Colour Blue trimmed with white and orange. <b>Road:</b> Base Colour White, trimmed with blue and orange.
Training Camp Site.....	Rexall Place; Edmonton, Alberta
Rookie Camp Site .....	Rexall Place; Edmonton, Alberta
Television Rights Holders .....	CBC, Rogers
Radio Rights Holder .....	630 CHED (AM); Jack Michaels (Play-by-play) & Bob Stauffer (Colour)

### DARYL A. KATZ

A new era for the Edmonton Oilers began in 2008 when Daryl Katz purchased the team from the Edmonton Investors Group. Daryl, who was born and raised in Edmonton, grew up a passionate fan of the Oilers teams of the 1980s and 1990s. He has a deep connection with the rich history of the franchise and is focused on creating the foundation for a winning tradition and bringing the Stanley Cup back to the City of Champions.

Daryl has given his enthusiastic support to Oilers' G.M. Steve Tambellini's rebuilding strategy and is thrilled to see team acquiring the building blocks for a new generation of superstars, including such dynamic young talents as Taylor Hall, Jordan Eberle, Magnus Pajaarvi, Ryan Nugent-Hopkins and Nail Yakupov. He is excited by the team's success in the summer free agent market and believes that it is poised to take the next step forward in the current season.

Away from the ice, Daryl has committed significant time, energy and capital working with the City of Edmonton on a vision for the Edmonton Arena District. This transformative project envisions the redevelopment of acres of surface parking lots in the heart of our downtown into a vibrant, walkable and sustainable sports and entertainment district that will drive the revitalization of our urban core, enhance the city's global competitiveness and provide for the long term sustainability of the Oilers in Edmonton. The vision for the District includes a new state of the art arena and entertainment facility which will be home to the Oilers, provide world class amenities and unrivaled fan experiences, and be a catalyst for new development that could generate as much as \$1.18 billion in new municipal tax revenue.

Daryl graduated from the University of Alberta's Faculty of Law in 1985. In 1990, he founded the Katz Group, which is now one of Canada's largest privately owned companies and among the largest chain drug store companies in North America.

The Katz Group's network includes more than 400 Rexall and Rexall Pharma Plus locations across Central and Western Canada and more than 8500 employees.

In October 2007, Mr. Katz was named a member of the Alberta Investment Management Corporation's inaugural board of directors. AIMCO is one of the largest and most sophisticated investment managers in the country, with more than \$70 billion in assets held in a number of funds invested globally.

With a wide range of charitable activities, Mr. Katz is recognized as a leading philanthropist in Edmonton and beyond. In 2003, he was appointed to the Premier's Council of Alberta's Promise, an organization dedicated to improving the lives of Alberta's children and youth. He is also a member of the Canadian Council of Chief Executives and was Co-Chair of the University of Alberta's "Campaign 2008" – the largest fund raising campaign in the university's history.

Daryl has great passion for his home town and its beloved Oilers and great determination to contribute to the greater success of both.





## PATRICK LAFORGE

The Edmonton Oilers Hockey Club has enjoyed a remarkable history during 32 years in the National Hockey League, including five Stanley Cups, and seven members of the Hockey Hall of Fame.

Founded on his lengthy experience with leading sports and entertainment organizations in the areas of professional and major junior hockey, alpine ski racing, auto racing, horse racing and professional rodeo, Patrick has enjoyed many significant highlights since joining the Oilers in 2000.



For example, Patrick created the concept and was the driving force behind The Heritage Classic, the first regular season outdoor NHL game, played November 22, 2003. More than 57,000 hockey fans braved bone-chilling temperatures in Edmonton to watch the Oilers play the Montreal Canadiens. The event included a NHL Alumni Game featuring Wayne Gretzky, Mark Messier, Guy LaFleur and Larry Robinson. The Heritage Classic became the template for the NHL Winter Classic, now a marquee event in the NHL schedule.

Under his leadership, Patrick also guided the launch of “Breakaway to Win” the first public lottery for an NHL team in Canada, as well as the creation of the Edmonton Oilers Community Foundation, which gifted over \$20 million to charities across Oil Country since 2001. Having anticipated the 2004-05 NHL lockout, he had the foresight to bring the American Hockey League’s Road Runners to Edmonton for the 2004-05 season which helped pay the bills during some very lean months. He followed that up by securing the return of one of the most storied franchises in Canadian junior hockey, bringing the Edmonton Oil Kings back to the Alberta Capital in 2007. And again added to the portfolio by the Oilers purchase of the Edmonton Capitals professional baseball team in 2008.

Both the Capitals and Oil Kings have since won championships in their respective Leagues, and today Patrick is also overseeing more recent equity investment into the full service entertainment production company Aquila, as well as Edmonton’s leading fitness training company, Bodies by Bennett.

As President and COO, Patrick is responsible for growing the business portfolio while keeping the businesses in the black. He also oversees the relations with fans, customers and commercial partners. Under his leadership, the organization’s fan support in Oil Country has resulted in 270 consecutive Oilers sellouts at the conclusion of the 2011-12 season.

## PRESIDENT & CHIEF OPERATING OFFICER

He is currently an Alternate Governor for the Oilers, and a Governor and Executive Committee Member of the Western Hockey League. Patrick is Past Chairman of the Edmonton Chamber of Commerce and a Rotarian. He was named a Top 50 Most Influential Person in Alberta by Alberta Venture Magazine and recipient of the Consumer Choice Award as Edmonton Business Person of the year, both in 2008.

Born in Lac la Biche, Alberta and raised in Edmonton, Patrick enjoyed a lengthy business career prior to joining the Oilers. He held the positions of Vice President International Marketing, Molson Breweries of Canada and President and CEO, Alpine Canada as well as serving on the Executive Board of the Canadian Olympic Committee.

Patrick graduated from the Northern Alberta Institute of Technology and completed the Executive Management Program at the University of Michigan.

Patrick, and his wife Fran, have three grown children; Meredith, Connor and Riley



## KEVIN LOWE

After serving as General Manager of the Edmonton Oilers for eight seasons, Kevin Lowe was promoted to the position of President of Hockey Operations on July 31, 2008. Lowe's promotion was part of a restructuring of the team's Hockey Operations department by Daryl A. Katz, the organization's owner.

Lowe has been instrumental in the renewed success of the team both on and off the ice and will continue to work towards the continued success of the franchise in his new role. In recent years, Lowe has been assisting the strategic rebuild of one of the outstanding franchises in the League and was an integral part of the management and scouting team that selected Taylor Hall with Edmonton's first ever number one overall draft pick in 2010, as well as Ryan Nugent-Hopkins in 2011 and Nail Yakupov in 2012.

A new era in Oilers' history was ushered in when Lowe was named to the position of General Manager on June 9, 2000. With the announcement, the first-ever draft pick in Oilers' history replaced Glen Sather, who held the position since June of 1979. Lowe's appointment came a year after he was named head coach of the Oilers on June 18, 1999. Over those years the team's payroll was annually near the bottom of the league however the team was a league leader in dollars spent for points earned in standings including many playoff appearances. As GM, he became one of only 40 general managers in the history of the NHL to get his team to the Stanley Cup finals in 2006, losing in game seven to the Carolina Hurricanes.

It took the popular Lowe only three seasons from his retirement from the game as a player to make his way to the position of General Manager. After a brilliant playing career in the National Hockey League with the Edmonton Oilers and New York Rangers, Lowe announced his retirement from the game on July 30, 1998 and joined the coaching ranks as he served as an assistant coach with Ron Low's Edmonton staff in 1998-99.

The 1999-00 season saw Lowe become the seventh head coach in Oilers history. In his lone season behind the Edmonton bench, Lowe guided the Oilers to a second place finish in the Northwest Division with a 32-26-16-8 record, only eight points behind the first place Colorado Avalanche, and a berth in the Stanley Cup Playoffs.

Lowe's expertise has also translated into success for Team Canada on the international stage. On November 8, 2000, Lowe was named as Assistant Executive Director of Canada Olympic Hockey for the 2002 Winter Olympic Games in Salt Lake City, Utah. Working with former teammate Wayne Gretzky, Team Canada's Executive Director, head coach Pat Quinn and Director of Player Personnel, Steve Tambellini, Lowe helped put together a team of NHL players that won the Olympic gold medal



## PRESIDENT OF HOCKEY OPERATIONS/ALTERNATE GOVERNOR

for Canada for the first time in 50 years. A 5-2 victory over the United States in the gold medal final on February 24, 2002 saw Team Canada become the first Canadian squad to win Olympic gold since the Edmonton Waterloo Mercurys won at Oslo, Norway in 1952. He reprised that role with Team Canada at the 2006 Winter Olympics in Turin, Italy and was a member of Team Canada's management team that put together the gold medal winning roster at the 2004 World Cup of Hockey. Lowe, along with Doug Armstrong and Ken Holland, assisted General Manager Steve Yzerman to help guide Canada's Olympic Team to another historic gold medal victory in the 2010 Vancouver Olympics.

Lowe was the Oilers' first-ever draft pick when he was selected 21st overall in the 1979 NHL Amateur Draft on August 9, 1979. During 19 seasons in the NHL, including 15 as an Oiler, Lowe played in 1,254 regular season games and 214 playoff games, winning six Stanley Cup championships. The first five Cup championships came with Edmonton as he was a member of each of the Oilers' titles in 1984, 1985, 1987, 1988 and 1990 and was followed by a sixth with the New York Rangers in 1994. In his 15 seasons with Edmonton, the Oilers never failed to qualify for the Stanley Cup Playoffs with Lowe in the lineup. In fact, Lowe only missed post-season play once in his 19-year career as New York missed the 1992-93 playoffs during his first season in Manhattan.

Besides being the first draft choice in Oilers' history, Lowe also scored the first goal in team history as he beat Tony Esposito at 9:49 of the first period in Edmonton's first NHL game on October 10, 1979 at Chicago Stadium. The goal launched a career that saw him play for 19 seasons without spending a day in the minors. That goal was also assisted by Wayne Gretzky, marking the "Great One's" first ever point in the NHL.

Lowe holds the Oilers' record for most games played in both the regular season (1,037) and playoffs (172) and is one of only 45 players in NHL history to have played in 1,000 games with one franchise. He also ranks among Edmonton's all-time leaders as he is eighth in assists (309), 11th in points (383) and third in penalty minutes (1,236).

He became the sixth captain in Oilers' history in 1990-91, fulfilling the promise of his junior career that saw him named the only Anglo-Canadian captain of the Quebec Remparts.

On the international stage he represented Canada at the 1982 World Championships and was a member of Team Canada that won the 1984 Canada Cup. He also played in seven NHL All-Star Games (1984-86, 1988-90, 1993).

Off the ice, he was no less a leader. In 1990, Lowe became the only player to win the King Clancy Memorial Trophy and the Budweiser/NHL Man of the Year Award in the same season. Both awards are presented for leadership qualities and humanitarian contributions. He was also the Oilers' nominee for the Bill Masterton Memorial Trophy that season. His work with the Edmonton Christmas Bureau has set the standard for the Oilers' commitment to community involvement. He was the Honorary Chair from 1982-83 to 1991-92 and Honorary Co-Chair from 2005 to present.

Kevin also is on the Board of Trustees for Waterkeeper Alliance and is the Founder of Tee Up For Tots Golf Tournament. Along with Sam Abouhassan, they have raised more than \$5-million for the Stollery Children's Hospital over the past 10 years.

Lowe, has a son, Shane, and he and his wife Karen, a two-time Olympic alpine skiing bronze medal winner for Canada at the 1988 Winter Olympics in Calgary, have three daughters - Devyn, Darby and Karly - and a son, Keegan, who was drafted by the Carolina Hurricanes in the 3rd round, 73rd overall, at the 2011 NHL Entry Draft. Both Kevin and Karen are Honorary Spokespeople for the Zebra Society.



## STEVE TAMBELLINI

Going into his fifth season with the Oilers, Steve Tambellini brings a successful hockey background to the organization. Named Edmonton's fourth General Manager on July 31, 2008, Tambellini succeeds Kevin Lowe as GM following Lowe's promotion to President of Hockey Operations. This past off-season saw Tambellini and the management team make Edmonton's third number one overall draft pick with the selection of Nail Yakupov. Last year they chose Ryan Nugent-Hopkins and in 2010 they selected Taylor Hall with their first ever number one pick.



Tambellini joined the Oilers after 17 seasons as a member of the Vancouver Canucks management team. The 53-year-old native of Trail, British Columbia served as the Canucks' Vice President and Assistant General Manager for three seasons (2005-06 to 2007-08). In his role with the Canucks, Tambellini was involved in all aspects of the team's hockey operations including contract negotiations, scouting and minor league affiliates.

During his tenure with Vancouver, which began in 1990-91, he served in a number of positions within the organization. He was the Vice-President of Business Operations for several seasons before being appointed the Senior Vice President of Hockey Operations for the 1997-98 season. In August 1998 he was named the Vice President of Player Personnel and served in that role until being named Vice President and Assistant General Manager in June 2004.

With Vancouver Tambellini helped guide the Canucks to five consecutive seasons of 40-or-more victories from 2001-02 to 2006-07. The 2006-07 season saw the Canucks produce the best season in franchise history with a 49-26-7 record, establishing single-season records for wins (49) and points (105) on their way to the Northwest Division championship.

Tambellini and Lowe have previously worked together as members of Team Canada's management team, helping lead Canada to success on the international stage. As Director of Player Personnel, Tambellini helped put together the roster that won the gold medal at the 2002 Winter Olympics in Salt Lake City, Utah and was also a member of the management team for Team Canada's gold medal triumph at the 2004 World Cup of Hockey. He also served as the General Manager of Team Canada at the 2003 and 2005 IIHF World Hockey Championships, winning the gold medal in Finland in 2003 and silver in 2005.

Inducted into the B.C. Hockey Hall of Fame in 2004, Tambellini played 10 seasons in the NHL after being selected 15th overall in the 1978 NHL Amateur Draft by the New York Islanders. A

## GENERAL MANAGER

member of New York's 1980 Stanley Cup championship team, the centre played 553 career NHL games with five NHL teams between 1978-79 and 1987-88. After scoring his first NHL goal with the Islanders in 1979-80, he went on to score 160 goals and 150 assists for 310 career points with 105 penalty minutes with New York, the Colorado Rockies, New Jersey Devils, Calgary Flames and Vancouver Canucks.

Tambellini's hockey roots run deep with Team Canada. Prior to working as a member of the management staff for Team Canada, he represented his country three times in international play. He won a bronze medal with the 1978 Canadian National Junior Team and finished fourth at both the 1981 IIHF World Hockey Championship and the 1988 Winter Olympics in Calgary, Alberta.

Steve's father, Addie, was a member of the 1961 World Champion Trail Smoke Eaters, while his son, Jeff, won a silver medal for Canada at the 2004 IIHF World Junior championship. Jeff was selected 27th overall by the Los Angeles Kings in the 2003 NHL Entry Draft.

Besides his outstanding hockey resume, Tambellini has also been a contributor to the Canucks' off-ice activities. He served as the President of the Canucks for Kids Fund for 12 seasons and was awarded the B.C. Humanitarian of the Year Award by the B.C. Hockey Hall of Fame in 2006. He was also awarded the Jake Milford Plaque in 2004 for his significant and lasting contributions to hockey in his home province of British Columbia.



## CRAIG MACTAVISH

Craig MacTavish rejoins the Edmonton Oilers this season as their Senior Vice-President of Hockey Operations after a three year absence from the club. He will assist President, Kevin Lowe and General Manager, Steve Tambellini on all duties related to the daily operations of the club as well as help oversee scouting and development of their minor league affiliates.

MacTavish, 53, was the Head Coach of the Chicago Wolves of the American Hockey League last year, where he led the Vancouver Canucks' AHL affiliate to a 42-27-7 record, third best in the conference.

Named the eighth coach in Oilers history on June 22, 2000, MacTavish compiled a career record of 301-252-103 (.537) in 656 regular season games over the course of eight seasons (2000-01 to 2008-09).

MacTavish became the 36th coach in NHL history to win 300-or-more games with a 5-3 win versus the Vancouver Canucks on April 4th at Rexall Place.

He completed his coaching tenure behind the Oilers bench after the 2008-09 season, ranking second among Edmonton coaches in games coached, wins, losses, ties/overtime losses and winning percentage and ranked 36th all-time in NHL history in wins and 41st in games coached. The former Oilers' captain has a 17-13 (.567) record in the Stanley Cup Playoffs and became the third coach to lead the Oilers to the Stanley Cup Final.

In 2005-06 MacTavish guided the Oilers to their first trip to the Stanley Cup Final since 1990, as Edmonton fell in seven games to the Carolina Hurricanes. After finishing the regular season in 8th place in the NHL's Western Conference standings with a 41-28-13 record, MacTavish led the Oilers to within a game of their sixth Stanley Cup. In the post-season the Oilers went 15-9 and defeated the President Trophy winning Detroit Red Wings, the San Jose Sharks and the Mighty Ducks of Anaheim on their way to winning the Clarence S. Campbell Bowl as Western Conference champions.

After departing the Oilers organization following the 2008-09 season, MacTavish earned a master's degree in business from Queen's University and spent two years as an analyst for the NHL on TSN.



## **RICKY OLCZYK**

Ricky Olczyk enters his sixth season with the Oilers and fifth as the team's Assistant General Manager & Director of Hockey Operations/Legal Affairs. The 42-year-old native of Chicago, Illinois, was promoted to the new position on August 8, 2008, after serving as the Oilers' Director of Hockey Administration and Legal Affairs during the 2007-08 season.

As a member of the Oilers Hockey Management Team, Olczyk works closely with Kevin Lowe, Steve Tambellini, and Craig Mactavish on all hockey-related matters. His responsibilities include player contract negotiations, scouting and player evaluation (particularly, college free agents), scheduling, salary arbitration, player transactions, and salary cap management. He is also the liaison to the NHL regarding all matters pertaining to the Collective Bargaining Agreement.

The younger brother of former NHL forward Eddie Olczyk joined the Oilers on June 22, 2007, from the private sector, where he ran his own legal consulting firm in Chicago for six seasons, representing players and advising families on academic and professional goals.

As a player, Olczyk was captain of the United States Under-17 National Team that won the Silver Medal at the 1986 World Cup in Chicago. During his collegiate career, Olczyk played four seasons of NCAA Division I hockey at Brown University between 1988 and 1992 and served as the Bears' captain his senior year. He was named to the Academic All-Ivy Team in 1991-92. Olczyk graduated Magna Cum Laude with a Bachelor of Arts degree in Philosophy, wrote an Honors Thesis, and was inducted into the Phi Beta Kappa academic honor society.

A 1996 graduate of Cornell Law School, Olczyk was admitted to the Arizona Bar in 1996, and worked two years at Ryley, Carlock & Applewhite, a Phoenix law firm, specializing in corporate and commercial transactions and civil litigation. He also spent two seasons with the National Hockey League Players' Association before opening his own legal consulting firm in Chicago.

Ricky is a devoted trail runner, having raced in the Pike's Peak Marathon five times, and is an avid reader. He is also a frequent speaker at colleges and law schools.





## RALPH KRUEGER

Ralph Krueger was named the 11th Head Coach of the Edmonton Oilers when Steve Tambellini announced his promotion on June 27, 2012 after spending the past two years as an Associate Coach.

Krueger, 52, is entering his third season with the Oilers and his first as an NHL head coach. The Winnipeg, Manitoba native was in charge of special teams last season, helping the team's power-play vault to third in the NHL with a 20.6-percent success rate.



Most recently in a lead role, Krueger was the head coach of the Swiss National Team, anchoring a three-year tenure where he helped the squad climb eight spots to seventh overall in the IIHF World Hockey Rankings. In doing so, he also coached the Swiss to a sixth place finish at the 2010 Olympic Winter Games in Vancouver.

From 1991 to 1998, he was the general manager and head coach of VEU Feldkirch in Austria's First Division. Between the Austrian, Alpenleague and European titles, nine championships were won under his guidance and leadership.

Krueger played his major junior hockey in the WCHL with New Westminster and Calgary before playing in the German 1st Division from 1979-1989. He was also part of the German National Team from 1981-1986 in which he participated in the World Championship twice.

Krueger, who wrote a German best-seller called "TEAMLIFE – Over Setbacks to Success", has also served as a European Consultant with the Carolina Hurricanes from 2005 until 2010.

He and his wife, Glenda, have a son, Justin (25), who was drafted by Carolina in 2006 and a daughter, Geena (22).

## EDMONTON OILERS COACHING RECORDS 1979-80 TO 2011-12

COACH	REGULAR SEASON					PLAYOFFS				SEASONS
	GC	W	L	O/T	PCT.	GC	W	L	PCT.	
Glen Sather	842	464	268	119	.616	126	89	37	.706	1979-80 to 1988-89 and 1993-94
Bryan Watson	18	4	9	5	.361	—	—	—	—	1980-81*
John Muckler	160	75	65	20	.531	40	25	15	.625	1989-90 to 1990-91
Ted Green	188	65	102	21	.402	16	8	8	.500	1991-92 to 1993-94+
George Burnett	35	12	20	3	.386	—	—	—	—	1994-95@
Ron Low	341	139	162	40	.466	28	10	18	.357	1994-95 to 1998-99%
Kevin Lowe	82	32	34	16	.488	5	1	4	.200	1999-00
Craig MacTavish	656	301	252	103	.537	36	19	17	.528	2000-01 to 2003-04 2005-06 to 2008-09
Pat Quinn	82	27	47	8	.378	—	—	—	—	2009-10
Tom Renney	164	57	85	22	.414	—	—	—	—	2010-11 to 2011-12

\* Coached first 18 games of 1980-81 season.

+ Coached first 24 games of 1993-94 season.

@ Coached first 35 games of 1994-95 season. Relieved of head coaching duties on April 6, 1995.

% Appointed head coach on April 6, 1995.

## KELLY BUCHBERGER

Ten seasons after playing his last game in the copper and blue, Kelly Buchberger returned to the Edmonton Oilers as a member of the team's coaching staff for the 2008-09 season. Buchberger, 45, is an assistant coach with Steve Smith under new Head Coach Ralph Krueger for the 2012-13 season.

Buchberger made the move to the NHL coaching ranks following a season as head coach of the Springfield Falcons. In his lone season behind the Oilers' American Hockey League affiliate's bench, "Bucky" guided the Falcons to a fifth place finish in the AHL's Atlantic Division with a 35-35-10 record in 2007-08. It was the first time since 1998-99 that the Falcons had reached the .500 mark and the 35 win season marked the most victories in a season for Springfield since the Falcons won 35 games in 2001-02. Under Buchberger's guidance the Falcons showed a 21 point improvement over their record of 28-49-3 in 2006-07.

A veteran of 18 National Hockey League seasons, including 13 seasons with the Oilers, Buchberger began his coaching career in 2004-05, serving as Geoff Ward's assistant coach with the AHL's Edmonton Road Runners. He served as the Oilers' Development Coach in 2006-07.

During his 18 NHL seasons, the Langenburg, Saskatchewan native played 1,182 regular season games in a career that began during the 1987 Stanley Cup playoffs with the Oilers and concluded in 2003-04 with the Pittsburgh Penguins. He scored 309 points with 105 goals and 204 assists, while registering 2,297 penalty minutes with Edmonton, Atlanta, Los Angeles, Phoenix and Pittsburgh. He added 10-15-25 with 129 penalty minutes in 97 Stanley Cup Playoff games.

After making his NHL debut with the Oilers during the first three games of the 1987 Stanley Cup Final versus Philadelphia, Buchberger would go on to play 795 regular season games in Edmonton before being claimed by the Atlanta Thrashers in the NHL Expansion Draft on June 25, 1999. He ranks 17th on the Oilers all-time scoring list with 82-158-240 and is the team's career leader in penalty minutes with 1,747.

Buchberger was named the Oilers ninth captain in 1995-96 and served in that capacity for four seasons. He was Edmonton's ninth round draft pick in 1985 and was a member of the Oilers 1987 and 1990 Stanley Cup championship teams.



### STEVE SMITH

Steve Smith was appointed as Assistant Coach on July 15, 2010 and serves alongside Kelly Buchberger under the direction of new Head Coach Ralph Krueger. Smith, most recently a scout with the Chicago Blackhawks, rejoins the team that drafted him back in 1981.

The 49-year-old Glasgow, Scotland native had a solid career in the NHL playing in 804 games recording 375 points (72G, 303A) and 2,139 penalty minutes. He won three Stanley Cups while with the Oilers and made it to the Finals twice more with the Blackhawks. In 134 post-season games Smith had 52 points (11G, 41A). His best season came in 1992-93 with the Blackhawks when he collected 57 points (10G, 47A) in 78 games. He also had two 50-plus point seasons with the Oilers.

Smith also served as an Assistant Coach with the Calgary Flames during the 1997-98 season but elected to return to the ice playing three more seasons with the Flames before retiring.

Smith played his junior hockey with the London Knights of the Ontario Hockey League from 1980-83 appearing in 170 games scoring 20 goals and 83 assists for 103 points as well as accumulating 481 penalty minutes.

Steve and his wife, Sheri, have five kids, Alexandria (23) Barron (21), who is a member of the CIS' University of Alberta Golden Bears, Nicole (17), Tanner (16) and Zoe (11).



## FREDERIC CHABOT

Frederic Chabot enters his fourth season with the Edmonton Oilers where the 44-year-old will work with both the Oilers goaltenders as well as the developing netminders in the system.

Chabot joins the Oilers after most recently serving as Goaltending Consultant with Hockey Canada and their National Junior Team, helping Canada capture a gold medal at the 2009 World Junior Hockey Championship in Ottawa, Ontario. He was also an instructor at Hockey Canada's Program of Excellence Goaltending Camp for three years (2007-09).



The Hebertville-Station, Quebec, native worked as a Goaltending Consultant with Berlin (DEL) in 2008-09, capturing the league championship with the Ice Bears. He was also involved with AIK Stockholm (SWE-2) from 2007-2009, overseeing goaltending for the entire organization.

A veteran of 17 professional seasons, Chabot played 32 National Hockey League games with three different teams (Montreal, Philadelphia and Los Angeles).

His playing career was highlighted during the 1999-2000 season when he was named the International Hockey League's Most Valuable Player and Top Goaltender, posting a 2.13 goals against average and a .920 save percentage in 62 games played with the Houston Aeros. He was also named MVP of the IHL in 1996-97 as a member of the Aeros.



## STEVE SERDACHNY

### SKATING & SKILLS COACH

Steve Serdachny brings an extensive background of skating and power skating to the Oilers' organization in his role as Edmonton's Skating and Skills Coach. Now in his seventh season with the Oilers, he works at improving the skating and hockey skill sets of players at all levels of the organization, working closely with the players during training camp and throughout the season. Prior to his current position, he worked at several Oilers training camps and rookie development camps.

Through his Elite Power Skating & Hockey Schools, the Edmonton native has worked with players throughout North America and Europe. Besides his work with the Oilers, he has worked with individual NHL players during the off-season as well as with Farjestads BK of the Swedish Elitserien and SAIPA of the Finnish SM-Liiga.

Serdachny, the creator of "The Steve Serdachny Power Skating and Skill Development System™", can also be seen on the NHL Network as the Hockey & Skating expert from Hockey Canada's television show "Hockey Academy".



### **RICK CARRIERE** SENIOR DIRECTOR OF PLAYER DEVELOPMENT

Rick Carriere was named the new Senior Director of Player Development on June 28, 2012.

Carriere, 53, previously served as General Manager of the Western Hockey League's Medicine Hat Tigers from 2000 to 2004 and then scouted for the Tigers until 2012.

The Edmonton, AB native was also a Head Coach in the Western Hockey League, as he guided the Red Deer Rebels from 1994 to 1996 and then became the Tigers' Head Coach and Director of Hockey Operations from 1996 to 2000, prior to moving into the General Manager position.

The University of Alberta alumnus, who received his Bachelor of Education, was an assistant coach for the Calgary Flames' American Hockey League affiliate, St. John Flames from 1992 to 1994.

While attending the U of A, Carriere was on the Bears from 1981 to 1985, where he played for Clare Drake and Billy Moores. After graduating from the U of A, Carriere returned to NAIT and began his coaching career as an assistant coach to Perry Pearn from 1985 to 1989. In 1989/90 he took over the Head Coaching position.

Carriere was most recently a teacher at Vimy Ridge Academy where he taught Social Studies and Physical Education and performed on-ice clinics and instruction.



## MIKE SILLINGER

### DIRECTOR OF PLAYER DEVELOPMENT

Mike Sillinger begins his fourth season as the Oilers' Director of Player Development after a lengthy career in the National Hockey League. Sillinger will work with Edmonton's prospects in both the AHL and ECHL and with Oilers draft picks in the junior and college ranks.

The 41-year-old well-traveled centre has played for 12 NHL clubs, most recently suiting up for the New York Islanders. Originally drafted 11th overall in 1990 by the Detroit Red Wings, Sillinger began his NHL career in Detroit before continuing on to play for the Mighty Ducks of Anaheim, Vancouver Canucks, Philadelphia Flyers, Tampa Bay Lightning, Florida Panthers, Ottawa Senators, Columbus Blue Jackets, Phoenix Coyotes, St. Louis Blues, Nashville Predators and New York Islanders.

Sillinger played his junior with the Regina Pats and was named a WHL First All-Star Team selectee in 1991, his final junior year. After splitting time in Adirondack and Detroit, he carved out a solid career in the NHL eventually playing 1,049 games scoring 240 goals and 308 assists for 548 points.

Internationally Sillinger represented Team Canada on two occasions, winning a gold medal at the 1991 World Junior Championship and leading his country as their captain at the 2000 World Championship.

Sillinger was born and raised in Regina, Saskatchewan. He and his wife Karla have three sons – Owen, 15; Lukas, 12; and Cole, 9.



## MYLES FEE

### VIDEO COORDINATOR

Myles is entering his fourth season with the Oilers as the club's Video Coordinator. Fee, 31, comes from the New York Rangers Hockey Club, where he started in Team Services and moved his way up to Video Analyst working directly under the Video Coach and team management.

The Dauphin, Manitoba native played three years for the Dauphin Kings and received a scholarship to Manhattanville College in Purchase, NY, where he played for four additional years and received his BA in Management and Political Science.

Myles and his wife, Emily were married in Scarsdale, NY in 2010 and now reside in Edmonton.



### **SIMON BENNETT** DIRECTOR, STRENGTH AND CONDITIONING

Simon enters his fourth year as Fitness Consultant with the Oilers. In this role he is responsible for developing and implementing all aspects of strength, conditioning and nutrition for players throughout the organization.

Simon is a prominent expert in the field of personal fitness and high performance conditioning. He has changed the lives of countless clients with his relentless commitment to training and education. He works and consults with a long list of high profile business leaders, CEOs and professional athletes.

Simon is president and co-founder of Body by Bennett; a premier professional health, wellness and training facility, where he provides an innovative sport-conditioning and athletic development program, in addition to general population programs. He is co-creator of the instructional DVD *Reactive Movement Ability Training for Hockey*, an innovative movement training program for young players. Simon is also a fitness educator and author. He has presented such topics as, athletic conditioning, functional movement training, and peak performance, to sports teams, professional organizations and fitness trainers.

Simon is characterized by his energy, enthusiasm, and passion for fitness and sport. He lives by the motto "your attitude in life determines your quality of life." His personal training style is to lead by example and motivate through encouragement. Simon's interests include taking risks, playing hockey, golfing, mountain biking, skiing and snowboarding.



### **CHAD DRUMMOND** COORDINATOR, STRENGTH AND CONDITIONING

Chad Drummond enters his first full season with the Oilers as the club's Strength and Conditioning Coach, after assisting Simon Bennett over the past two seasons. He will be responsible for the development and implementation of all day to day aspects of the teams off ice conditioning.

Over the past seven years, Chad has been working as a trainer/strength coach at Body by Bennett. During this time, Drummond was responsible for creating the club's group training and yoga programs and also served as Body by Bennett's west end manager.

Chad is a dedicated and influential trainer who has developed the skills necessary to pursue the perfection of strength and conditioning implementation in the realm of professional hockey. Chad is born and raised in Edmonton and has enveloped himself in the life of a personal trainer and has adopted the belief that there is no difference between success and hard work. Chad's philosophy of physical fitness lays in the foundation of the belief that anything is possible through hard work and dedication to one's belief in themselves.

Chad has a strong wealth of experience working with National Hockey League players, Olympic athletes and other world class athletes. He has also been responsible for the education of practicum students from the University of Alberta and the Northern Alberta Institute of Technology.





## T.D. FORSS HEAD ATHLETIC THERAPIST

On July 5, 2010, T.D. Forss was named Head Athletic Therapist of the Edmonton Oilers. Forss, now in his third season with the club, has an extensive background in professional sports, including spending seven years, 2003-2010, as the Head Athletic Therapist for the Canadian Football League's Edmonton Eskimos.

Prior to joining the Eskimos, Forss served as the Assistant Athletic Therapist with the Calgary Flames from 2001-2003 and Athletic Therapist & Strength Coach for the Spokane Chiefs of the Western Hockey League from 1994-98 and 1999-2001.

T.D., who holds a Master of Arts and Bachelor of Physical Education from the University of Alberta, has spent time with Hockey Canada as an Athletic Therapist at the 1992 Spengler Cup as well as the 1996 and 1999 World Junior Hockey Championships. Most recently, TD was selected by Hockey Canada as the Athletic Therapist during the 2012 IIHF Men's World Hockey Championships in Helsinki, Finland.

He is a member of the Canadian Athletic Therapist Association, the National Athletic Trainers Association, the National Strength and Conditioning Association and the Professional Hockey Athletic Trainers Society.

T.D. and his wife, Monica, reside in Edmonton with their children Katelin (15) and Liana (12).



## CHRIS DAVIE ASSISTANT ATHLETIC THERAPIST

Davie is entering his 11th season with the Oilers training department. The 36-year-old native of Provost, Alberta will work closely with Head Athletic Therapist, T.D. Forss and the Oilers medical staff in injury assessment, treatment and rehabilitation.

A graduate of the University of Alberta's Faculty of Physical Education and Recreation, Davie's first stint with the Oilers came from 1999-00 to 2000-01 when he served as the team's Assistant Athletic Therapist. Following his two seasons with the Oilers he was named the Head Athletic Therapist for the Oilers' American Hockey League affiliate, serving in that role for four seasons. During that span he spent two seasons with the Hamilton Bulldogs (2001-02 to 2002-03) and one each with the Toronto Roadrunners (2003-04) and Edmonton Road Runners (2004-05).

Following the NHL lockout season, Davie joined Toronto and was the Maple Leafs Assistant Athletic Therapist in 2005-06 and 2006-07 before serving as the Head Athletic Therapist for the AHL's Toronto Marlies in 2007-08.

During his career, Davie has also worked on the training staffs of both the Edmonton Eskimos (CFL) and Edmonton Cracker Cats baseball team. He is a member of the Canadian Athletic Therapist Association, the National Athletic Trainers Association, the National Strength and Conditioning Association and the Professional Hockey Athletic Trainers Society.

Chris and his wife, Julie, make Edmonton their home along with sons Benjamin (9) and Sebastian (7).



### **JEFF LANG** HEAD EQUIPMENT MANAGER

Jeff Lang begins his 10th season with the Edmonton Oilers, and third as Head Equipment Manager, since joining the team's training staff in 2003-04. The 40-year-old Regina, Saskatchewan native looks after the coordinating of equipment and supplies used by the Oilers as well as equipment inventory, maintenance and repair.

After earning a Certificate of Athletic Therapy from Mount Royal College in 1997, Lang began his career with the Calgary Royals of the Alberta Junior Hockey League. He served four seasons from 1996-97 to 1999-00 as both trainer and equipment manager with the junior team before moving on to Hockey Canada.

With the governing body of hockey in Canada, Lang spent another four seasons (1999-00 to 2002-03) honing his craft as an equipment manager with several national teams. He was a member of the training staff of Canada's gold medal winning 2002 Olympic Team in Salt Lake City, and also won gold medals with Canada's men's national team at the 2002 Spengler Cup and Deutschland Cup teams. He served as equipment manager with the 2003 Under-18 team, which won Canada's first gold medal at the under-18 world championships in Yaroslavl, Russia. Lang, along with T.D. Forss, were part of Team Canada at the 2012 IIHF World Championship in Helsinki, Finland.

Lang, who was born in Davidson, Saskatchewan, and his wife, Paula, live in Sherwood Park, Alberta with their sons, Hunter (9) and Adam (7).



### **BRAD HARRISON** ASSISTANT EQUIPMENT MANAGER

Brad Harrison enters his third year with the Edmonton Oilers for the 2012-13 season. Before joining Edmonton he spent the previous four seasons with the Toronto Marlies in the American Hockey League.

Harrison also had seven years working in Germany as an Equipment Manager as well as helping out Team Canada in several tournaments throughout his career.

In his duties with the Oilers, Harrison looks after outfitting all players from rookie camp right through until the end of the season as well as assisting Jeff Lang in coordinating all equipment and supplies used by the team.

Harrison, and his wife, Jennifer, have two children; Blake, 7, and Ryder, 3.



### **CHAD SCHARFF** ASSISTANT EQUIPMENT MANAGER

Chad Scharff is entering his first season with the Oilers, after spending the past 11 seasons with the Vancouver Giants of the Western Hockey League, where he played, scouted, coached (Assistant), and most recently was the Giants Head Equipment Manager.

Scharff was born in Smoky Lake, Alberta, where he played his minor hockey before moving to Vancouver at age 17.

Chad and his wife Tracy reside in Edmonton, Alberta.



## STEPHEN LINES MASSAGE THERAPIST

Lines, 35, enters his sixth season as a member of the Oilers training staff. He joined the Oilers in 2007-08 after spending three seasons (2005 to 2007) with the Calgary Stampeders of the Canadian Football League. A Registered Massage Therapist, he holds a degree from the Wellington

College of Remedial Massage Therapies in Winnipeg, Manitoba and has worked closely with Hockey Canada since 2001.

Lines was a member of the Team Canada training staff at the 2008 IIHF World Championship tournament in Halifax, Nova Scotia and Quebec City, Quebec, serving as the Massage Therapist for the silver medal winning hosts. It was his second appearance with Team Canada as he was the Massage Therapist with the 2007 national junior team, helping Canada win the gold medal at the IIHF World Junior Championship in Sweden.

Lines has also worked many of Hockey Canada's development and selection camps for both the men's and women's national teams as well as with the Canadian Under-18 teams. He worked closely with the national team in its preparations for the 2006 Winter Olympics in Torino, Italy.

Born in Victoria, British Columbia, Lines grew-up in Winnipeg, Manitoba, before beginning his professional sports career in Calgary. Besides his work with the Calgary Stampeders and Hockey Canada, he has worked with both the Calgary Flames and Calgary Hitmen.



## RYAN WILLIAMS PHYSICAL THERAPY CONSULTANT

Ryan Williams enters his second season with the Oilers' training staff. In 2011, he split time between the Oilers and Hockey Canada, where he worked as a Head Therapist at the 2011 World Under 17 Hockey Challenge.

Ryan has worked as a Physical Therapy Consultant with multiple junior hockey teams, including two seasons with the Edmonton Oil Kings from 2008-2010, and has spent time plying his trade with Hockey Alberta and varsity athletics at the University of Alberta.

When not working with the Oilers, Williams practices physical therapy at the Glen Sather Sport Medicine Clinic at the University of Alberta. The Kitscoty, Alberta native graduated from the U of A in 2004 with a Bachelor of Science degree in Physical Therapy.



### JOEY MOSS DRESSING ROOM ATTENDANT

Although he works behind the scenes with the Edmonton Oilers training staff, Joey Moss is one of the organization's most well-known and beloved members.

Brought to the attention of the Oilers by Wayne Gretzky, Joey has endeared himself to the players, coaches, staff and fans of the Oilers since he began working in the team's dressing room in 1984-85. Joey, born with Down's Syndrome, can be seen helping the other members of the Oilers training staff on a daily basis from the start of training camp until the final whistle each spring. Among his many duties, Joey looks after the cleaning of the dressing room, team laundry, the handling of towels and water for games and practices and the distribution of equipment.

Joey is an integral part of the Oilers and has been with them through four of their five Stanley Cup championship seasons. During games, Joey can be found in his customary seat behind the Oilers' bench, where he belts out the loudest version of "O Canada" prior to every home game.

Each season, the Oilers conclude their training camp with the presentation of the Joey Moss Cup to the winners of the annual intra-squad tournament. The tournament began over a decade ago as an evaluation tool for the coaching staff, and has evolved into a charitable fundraising event for various programs throughout Oil Country.

Prior to the 2003 NHL All-Star Game in Florida, Joey was presented the NHL Alumni Association's "Seventh Man Award" by Gretzky. The award is presented by the NHL Alumni Association to NHL members "whose behind-the-scene efforts make a difference in the lives of others."

On May 17, 2007, Joey accepted the Mayor's Award from City of Edmonton mayor, Stephen Mandel, in recognition of the Oilers commitment to persons with disabilities.

Outside the dressing room, Joey has lent his name and support to "Joey's Home", an assisted-living home for individuals with developmental disabilities overseen by the Winnifred Stewart Association.

Joey's talents are not confined to just the hockey rink, as he has served with the Edmonton Eskimos training staff during the summers since the 1986 Canadian Football League season.

## EXECUTIVE



**STEW MacDONALD**  
Chief Revenue Officer



**DARRYL BOESSENKOOL**  
Chief Financial Officer



**SEAN DRAPER**  
Director, Research Analysis  
and Software Development



**CONNIE HADDEN**  
Manager, Hockey  
Administration



**BRIAN ROSS**  
Senior Coordinator,  
Video Development



**KEN LOWE**  
Coordinator,  
Medical Services



**JUSTIN MAHE**  
Admin. Assistant  
Player Development



**KIMBERLEY AMIRAUT-RYAN**  
Performance Consultant



**JILL METZ**  
Family Liaison



**STU MACGREGOR**  
Head Amateur Scout



**MOREY GARE**  
Head Pro Scout



**BOB BROWN**  
Amateur Scout



**JAMES CROSSON**  
Amateur Scout



**JOSEPH CUCCI**  
Amateur Scout



**BILL DANDY**  
Amateur Scout



**BRAD DAVIS**  
Amateur Scout



**KENT HAWLEY**  
Amateur Scout

## HOCKEY OPERATIONS

## HOCKEY OPERATIONS



**SCOTT HARLOW**  
Amateur Scout



**DAVE HEITZ**  
Amateur Scout



**FRANK MUSIL**  
Amateur Scout



**MICHAEL ABBAMONT**  
Pro Scout



**CHRIS CICHOCKI**  
Pro Scout



**DAVE SEMENKO**  
Pro Scout



**DUANE SUTTER**  
Pro Scout

## MEDICAL AND TRAINING STAFF



**DR. DHIREN NAIDU**  
Team Medical Chief of Staff



**DR. DAVID C. REID**  
Team Physician



**DR. JOHN CLARKE**  
Team Physician



**DR. JEFF ROBINSON**  
Team Physician



**DR. MIKE WAGNER**  
Team Physician



**DR. BEN EASTWOOD**  
Team Dentist



**DR. NATHAN KERN**  
Team Dentist



**DR. BRENT SAIK**  
Team Optometrist

## COMMUNICATIONS & BROADCAST



**J.J. HEBERT**  
Director, Communications  
and Media Relations



**DON METZ**  
Director, Broadcast &  
President, Aquila Productions



**PATRICK GARLAND**  
Manager, Communications  
and Team Services



**SHAWN MAY**  
Coordinator, Communications  
& Media Relations



**JACK MICHAELS**  
Oilers Radio Play-by-Play



**BOB STAUFFER**  
Oilers Radio Colour  
Commentator

## MARKETING



**STEVE HOGLE**  
Vice President, Communications  
& Media Content



**BEN BRODER**  
Director, Game Night



**MARC CIAMPA**  
Director, Website and  
New Media



**DEBBIE GEORGE**  
Director, Brand



**CHRISTINE MCANALLY**  
Director, Brand Marketing  
and CRM



**KEVIN RADOMSKI**  
Director, Community  
Partnerships



**RYAN FRANKSON**  
Manager, Social Media



**AVERY HARDY**  
Manager, Marketing &  
Database

# STAFF DIRECTORY

## MARKETING



**JOEY ANGELES**  
Senior Graphic Designer



**TOM GAZZOLA**  
Website Reporter



**RYAN DITTRICK**  
Coordinator, New Media  
Content



**BRAD ELLARD**  
Coordinator, Events



**KYLE FERGUSON**  
Coordinator, Events



**ANDREA GOSS**  
Coordinator, Social Media &  
Communications



**HEATHER WEIGUM**  
Coordinator, Website &  
Mobile



**DEVIN LACOMBE**  
New Media Video Producer



**NYKI SCHEUERMAN**  
Website Video Producer



**ANDY DEVLIN**  
Team Photographer

## CORPORATE PARTNERSHIPS



**BRAD BISSONETTE**  
Senior Director, Partnership  
Service



**LISA MUNRO**  
Senior Director, Corporate  
Partnerships



**JEAN-FRANCOIS AMYET**  
Director, Corporate  
Partnerships



**JEAN-FRANCOIS AMYET**  
Director, Corporate  
Partnerships



**ANGIE ZANDER**  
Manager, Partnership  
Service



**MAX DAWSON**  
Partner Activation Specialist



**BRENT FREW**  
Partner Activation Specialist



**STEPHEN RAUSCH**  
Partner Activation Specialist



## FINANCE AND ADMINISTRATION



**TOM CORNWALL**  
Vice President, Facilities  
and Operations



**JASON QUILLEY**  
Vice President, Development  
& Operations



**MICHAEL FLUKER**  
Security



**KEVIN FLEMMING**  
Director, IT



**TANDY KUSTIAK**  
Director, Human Resources  
& Administration



**SHARON LYSENG**  
Director, Operations and  
Analysis



**KEELY BROWN**  
General Counsel



**ROGER DANG**  
Corporate Controller



**TRAVIS NIELSEN**  
Accounting Team Lead



**CORINNE CAREY**  
Accounting Team Lead



**SHAWNA QUIGLEY**  
Manager, Payroll



**SHERRY SMITH**  
Manager, Administration  
and Operations



**LANETTE VERMEERSCH**  
Manager, Payroll



**CHRISTINE MARCEAU**  
Accountant



**ERIC MOTUZAS**  
Accountant



**JAMIE SCHENKNECHT**  
Accountant



**MICHELLE SCHWENDEMAN**  
Accountant



**BOBBIE-JO DAWE**  
Executive Assistant for CFO



**SHERI CARVER**  
Coordinator, Accounts  
Receivable



**GILBERT DA SILVA**  
Coordinator, Facilities

## FINANCE & ADMINISTRATION



**KELVIN SUN**  
Sharepoint Architect



**ANGELA FRECON**  
Business Analyst



**DAVID KAGAN**  
Infrastructure Analyst



**RAPHAEL CALUTTUNG**  
Technical Help Desk



**MACY BELEY**  
Operations Assistant



**LYN BERGLUND**  
Receptionist



**SANDY LANGLEY**  
Receptionist

## TICKET SALES AND CUSTOMER RELATIONSHIPS



**BILL MAKRIS**  
Senior Director, Ticket Sales  
and Customer Experience



**GAVIN MORTON**  
Manager, Ticket Operations



**JODY YOUNG**  
Manager, Customer  
Experience



**TONY BAO**  
Supervisor Ticket Sales



**DIANNE KALITA**  
Supervisor Ticket Services



**ERIC HAPKE**  
Senior Ticket Account  
Executive



**DEREK PERCHALUK**  
Ticket Account Executive



**JENNIFER TESSIER**  
Ticket Account Executive

## TICKET SALES AND CUSTOMER RELATIONSHIPS



**DANIEL TROIANI**  
Ticket Account Executive



**KEENYN BIJOU**  
Customer Service Representative



**RAELENE DUFVA**  
Customer Service Representative



**PIERRE FARAGE**  
Customer Service Representative



**SHANDY LO**  
Customer Service Representative

## EDMONTON OILERS COMMUNITY FOUNDATION



**NATALIE MINCKLER**  
Executive Director of  
Edmonton Oilers Community  
Foundation



**ERIN BARRETT**  
Coordinator, EOCF



**LAUREN GILLEY**  
Coordinator, Community  
Partnership



**DWAIN TOMKOW**  
On-line Auctions  
Coordinator




**DIANE GURNHAM**  
ICE School Teacher

With a focus on programs supporting education and health and wellness for youth, the Edmonton Oilers Community Foundation (EOCF) upholds the goal of helping solve social issues and finding long-term solutions to help better the community where we work, live and play. Since its inception in 2001, the EOCF has contributed over \$22.8 MILLION to over 2,700 charitable organizations and minor hockey groups in Oil Country. With your continued support, we're making a difference in Oil Country.



For more information about the Edmonton Oilers Community Foundation and their initiatives, please visit our website at [www.oilersfoundation.ca](http://www.oilersfoundation.ca)



*Taylor Hall launches the EOCF's Share-A-Book program*



*Horcoff's Heroes program in action*



*Edmonton Oiler Jordan Eberle supports the Hair Massacre*

## SOME OF THE FOUNDATION'S PROGRAMS INCLUDE:

**INNER CITY HIGH SCHOOL**

The Edmonton Oilers Community Foundation's largest undertaking to date has been the redevelopment of Edmonton's Inner City High School. For kids who come from broken homes and lives rooted in the street, finding something that is constant and stable can be difficult – but vitally important. In Edmonton, the steadying force has been Inner City High School. This unique school supports youth in Edmonton's core neighbourhoods on many levels. It provides a safe and inspiring place with a strong sense of community, one that goes beyond basic education to address the many complex needs of at-risk youth. The facility has the opportunity to transform lives – helping youth fulfill their dreams of a better place in our world.

**50/50 PROGRAM**

The EOCF proudly supports registered charitable organizations and minor hockey and ringette associations in Northern Alberta through 50/50 draws that take place during all Edmonton Oilers home games. Tickets are \$5 each, 3 for \$10 or 10 for \$20 and can be purchased until the middle of the second intermission, with one lucky winner taking home 50% of the pot. The remaining proceeds are shared by the participating organization and the EOCF.

**SEATS FOR KIDS**

Through the generosity of individuals and businesses across Oil Country, the EOCF's Seats for Kids program, presented by Stantec, helps make dreams come true by providing donated game and suite tickets to registered children's charities, giving many children facing extraordinary challenges the chance to experience Oilers hockey and other events live at Rexall Place. Any Oilers ticket holder can donate their unused tickets to the EOCF in return for a charitable tax receipt for the value of the tickets donated.

**PUCK SURPRISE**

The EOCF and Oilers Ladies will once again take over the concourse at Rexall Place with limited edition autographed pucks for the annual Puck Surprise event! Lucky fans who receive one of 23 pucks signed in gold will also win a team signed stick. All net proceeds will go to support youth mental health awareness in Oil Country and the EOCF.

**WINNER'S CHOICE LOTTERY**

Back by popular demand, Winner's Choice Lottery is the most exciting and innovative concept in home lotteries. Winners have the option of choosing the prize or cash on all major prizes. Winner's Choice Lottery is in support of the EOCF's legacy project – the redevelopment of Inner City High School in Edmonton.



## COMMUNITY CORNER

Every home game, the EOCF hosts a silent auction providing Oilers fans with an exciting opportunity to take home sports memorabilia and collectibles. Autographed jerseys are featured along with limited edition autographed prints and a variety of other must-have items for fans, collectors and sports enthusiasts. Fans can view items and place their bids until the end of the second intermission at three Community Corner locations. Funds raised through this initiative continue to support various Foundation programs.



## ONLINE AUCTIONS

In addition to Community Corner, the EOCF continues to host several online auctions throughout the season. These events feature many one-of-a-kind souvenir, collectible and game worn items not available anywhere else.

## ICE SCHOOL

The Edmonton Oilers ICE School program is a site-based educational initiative that gives teachers and students in Grades 2-6 the opportunity to move their classrooms into the fascinating world of Rexall Place and Northlands for an entire week. Curriculum for the week is planned and implemented by participating teachers, with the help of an ICE School coordinator, seconded from Edmonton Public Schools. Acceptance into this program is based on proposals from teachers demonstrating how they will integrate the resources of Rexall Place and Northlands into their teaching plan. For many students this is a once in a lifetime experience!



## SHARE A BOOK

This program gives children from low-income families the opportunity to experience the magic and joy of reading at home. Over 5,000 Grade 1 students throughout Northern Alberta receive new books and a book bag courtesy of the EOCF.



## SCHOLARSHIP PROGRAMS

The EOCF is proud to offer a variety of scholarships through the University of Alberta, NAIT, NorQuest College, Athabasca University, MacEwan University and Inner City High School.

With the help of the Oilers players, coaches, Oilers Ladies, staff and of course our dedicated fans, we are working to help change lives in Oil Country.

Each and every season the Edmonton Oilers make a commitment to being a strong community partner. Through this commitment, the organization, players and staff, participate in a number of different events, charitable fundraisers and community programs and initiatives. Below is a sampling of the Edmonton Oilers community initiatives. For a more complete list please visit [edmontonoilers.com](http://edmontonoilers.com).

### **PLAYERS OFF ICE**

Oilers players are dedicated to their community and play an active role with many community organizations including: Stollery Children's Hospital Foundation, Cross Cancer Institute, Inner City High School, Juvenile Diabetes Research Foundation, Christmas Bureau of Edmonton and Area, and Kids with Cancer Society. Players also visit local hospitals and participate in annual community and school programs.

### **OILERS HOCKEY SCHOOL**

The Edmonton Oilers have joined with the Okanagan Hockey Schools to deliver the Edmonton Oilers Hockey School which provides students the opportunity to experience high caliber training while developing necessary skills to take their minor hockey game to the next level.

### **OILERS COACHES CLINIC**

GENOVUS Energy is a proud to present the Edmonton Oilers Coaches Clinic, an interactive day filled with instruction and knowledge from the coaching and management staff of the Edmonton Oilers and features presentations from Hockey Canada, Hockey Alberta and Oilers Alumni. This event is provided free of charge to minor hockey coaches throughout Oil Country.

### **FAN MAIL**

While players will make every effort to respond to fan mail, please remember that a personal response is not guaranteed due to the volume of mail each player receives. Write to Oilers players, coaching staff or front office personnel at:

Name

C/O Edmonton Oilers Hockey Club

11230 110 Street, Edmonton, AB T5G 3H7 or email them at

[www.edmontonoilers.com](http://www.edmontonoilers.com)



## MOLSON CUP

One constant during the Oilers tenure in the NHL has been the Molson Cup. The Molson Cup has played an important role in the history of the Edmonton Oilers over the years since the team joined the NHL in 1979-80. It has been a part of some of the most outstanding achievements in NHL history, including five Stanley Cup championships and the Heritage Classic.

One of the most successful programs ever launched in connection with the National Hockey League, the Molson Cup has become synonymous with excellence, as it is awarded to the player who accumulates the most votes in the three-star voting process over the course of the NHL regular season schedule.

Six times throughout the NHL season, a member of the Edmonton Oilers is selected as the Molson Cup Player of the Month. The Molson Cup is based on the selection of the top three performers of each game as nominated by the Edmonton sports media. Players earn five points each time they are selected one of the game's three stars and the player accumulating the most points at the conclusion of the regular season has his name engraved on the beautiful Molson Cup.

## EDMONTON OILERS YEARLY MOLSON CUP WINNERS

### 1979-80 to 2011-12

1979-80	Wayne Gretzky
1980-81	Wayne Gretzky
1981-82	Wayne Gretzky
1982-83	Wayne Gretzky
1983-84	Wayne Gretzky
1984-85	Wayne Gretzky
1985-86	Wayne Gretzky
1986-87	Wayne Gretzky
1987-88	Wayne Gretzky
1988-89	Grant Fuhr
1989-90	Mark Messier
1990-91	Bill Ranford
1991-92	Joe Murphy
1992-93	Bill Ranford
1993-94	Bill Ranford
1994-95	Bill Ranford
1995-96	Doug Weight
1996-97	Curtis Joseph
1997-98	Curtis Joseph
1998-99	Bill Guerin
1999-00	Tommy Salo
2000-01	Tommy Salo
2001-02	Tommy Salo
2002-03	Tommy Salo
2003-04	Ryan Smyth
2004-05	Not Awarded (NHL Lockout)
2005-06	Ryan Smyth
2006-07	Dwayne Roloson
2007-08	Mathieu Garon
2008-09	Dwayne Roloson
2009-10	Jeff Deslauriers
2010-11	Taylor Hall
2011-12	Taylor Hall



Molson Canadian is a proud sponsor of the Edmonton Oilers.








# 2011-12 EDMONTON OILERS

# 20

## ERIC BELANGER

CENTRE



### REGULAR SEASON

### PLAYOFFS

SEASON	TEAM	LEAGUE	GP	G	A	PTS	PIM	GP	G	A	PTS	PIM
1994-95	Beauport	QMJHL	71	12	28	40	24	18	5	9	14	25
1995-96	Beauport	QMJHL	59	35	48	83	18	20	13	14	27	6
1996-97	Beauport	QMJHL	31	13	37	50	30					
1996-97	Rimouski	QMJHL	31	26	41	67	36	4	2	3	5	10
1997-98	Fredericton	AHL	56	17	34	51	28	4	2	1	3	2
1998-99	Springfield	AHL	33	8	18	26	10	3	0	1	1	2
1998-99	Long Beach	IHL	1	0	0	0	0	-	-	-	-	-
1999-2000	Lockwell	AHL	65	15	25	40	20	7	3	3	6	2
2000-01	LOS ANGELES	NHL	62	9	12	21	16	13	1	4	5	2
2000-01	Lockwell	AHL	13	8	10	18	4	-	-	-	-	-
2001-02	LOS ANGELES	NHL	53	8	16	24	21	7	0	0	0	4
2002-03	LOS ANGELES	NHL	62	16	19	35	26	-	-	-	-	-
2003-04	LOS ANGELES	NHL	81	13	20	33	44	-	-	-	-	-
2004-05	HC Forst-Italy	EUR	12	13	10	23	20	9	3	7	10	33
2005-06	LOS ANGELES	NHL	65	17	20	37	62	-	-	-	-	-
2006-07	CAROLINA	NHL	56	8	12	20	14	-	-	-	-	-
	ATLANTA	NHL	24	9	6	15	12	4	1	0	1	12
2007-08	MINNESOTA	NHL	75	13	24	37	30	6	0	0	0	4
2008-09	MINNESOTA	NHL	79	13	23	36	26	-	-	-	-	-
2009-10	MINNESOTA	NHL	60	13	22	35	28	-	-	-	-	-
	WASHINGTON	NHL	17	2	4	6	3	7	0	1	1	4
2010-11	PHOENIX	NHL	82	13	27	40	36	4	0	0	0	2
2011-12	EDMONTON	NHL	78	4	12	16	32	-	-	-	-	-
	<b>QMJHL TOTALS</b>		<b>192</b>	<b>86</b>	<b>154</b>	<b>240</b>	<b>108</b>	<b>42</b>	<b>20</b>	<b>26</b>	<b>46</b>	<b>43</b>
	<b>AHL TOTALS</b>		<b>167</b>	<b>48</b>	<b>87</b>	<b>135</b>	<b>62</b>	<b>14</b>	<b>5</b>	<b>5</b>	<b>10</b>	<b>6</b>
	<b>NHL TOTALS</b>		<b>794</b>	<b>138</b>	<b>217</b>	<b>355</b>	<b>351</b>	<b>41</b>	<b>2</b>	<b>5</b>	<b>7</b>	<b>28</b>





## ERIC BELANGER CAREER HIGHLIGHTS

**HOW ACQUIRED:** Signed as a free agent on July 1, 2011

**2011-12 HIGHLIGHTS:** Finished the season appearing in 78 games with 16 points (4G, 12A and 32 PIM...had an assist on Dec. 2 vs CBJ (4th in 6 games)...scored 1st goal of season on Dec. 7 vs CAR...had a goal on Jan. 31 vs COL...scored a goal and was 7/8 on the draws on Feb. 21 @ CGY...was 12/14 in face-offs on Feb. 23 vs PHI

**CAREER HIGHLIGHTS: 2010-11:** Appeared in 82 games for Phoenix scoring 13 goals and 27 assists for 40 points with 36 penalty minutes...he set career personal highs for games played (82), assists (27) and points (40)... won 55.3% of his face off draws to lead the team...**2009-10:** Combined to record a career-high 41 points (15G, 26A) with MIN and WSH... Registered a +3 rating in 15 games with WSH... His 15th goal vs. BOS on Apr. 11 was the fastest Caps goal after an opposition tally in 2009-10 (19 seconds) ... Joined WSH via trade on Mar. 3 and made his debut the next night ... Scored his first goal as a Capital in his second game, vs. NYR on Mar. 6 ... Recorded points in each of the last two games of the season (1G, 1A)... Recorded three GWGs and three PPGs (with MIN)... Collected three points (1G, 2A) in the second game of the season, vs. ANA on Oct. 6, sparking a five-game point-scoring streak (10/6—10/16, 2-6-8) ...Registered two multiple-goal games for MIN (at LA on Dec. 28 and vs. CGY on Jan. 6)... Scored two goals vs. CGY on Jan. 6 in his 600th career NHL game... **2010**

**Playoffs:** Appeared in all seven of Washington's playoff games vs. MTL, recording 0-1-1 and 4 PIM...**2008-09:** Ranked seventh on the Wild roster with 35 points (13-12-35), sixth an assists and second with four GWG... Nine of his 23 assists came on the power play, with two others coming shorthanded... Wild was 18-1-1 when Belanger played to a plus-rating and went 9-3-0 when Belanger scored a goal... Played in his 500th NHL game vs. COL on Dec. 1...**2007-08:** Tied career high with 37 points during his first season with Minnesota... Set career highs with 24 assists... Became a fourth player in team history to collect four assists in game, also setting new career high in points and assists in game at EDM on Nov. 14...**2006-07:** Matched a career high for goals in a season with 17... Won 53.1% of face-offs taken (640-1206)... Recorded eight multi-point games including five with Thrashers... Skated in 400th career NHL contest at BOS on Mar. 31...**2005-06:** Set career highs in goals (17) and points (37) and PPGs (5) in 65 games with Los Angeles... Ranked tied for fifth on club in goals and tied for fourth with 28 takeaways... Had five multi-point games...**2003-04:** Led Kings in face-off percentage for fourth consecutive season at 53.6%... Notched five-game point streak (2-3=5, 1/3-2/13)... Finished with a career-high nine shots and tallied goal at PIT (10/10)... Goal came on his first shot of the game and first shot faced by the Pittsburgh's Marc-Andre Fleury in the NHL...**2002-03:** Finished third season with Los Angeles second on the club with 16 goals... Improved his assist (19) and point totals (35) for third consecutive year... Notched first career-hat trick in 6-2 win vs. STL (12/17)... Led Kings and tied for seventh in the NHL with three SHGs... Paced Los Angeles in face-off percentage for the third straight season winning 51.8% of his draws...**2001-02:** Led Kings and ranked seventh in the NHL with a 57.7% face-off percentage...**2000-01:** Made NHL debut and picked up three points (1-2=3) including his first NHL goal in 4-1 victory at WSH (10/6)... Led all rookies and ranked 12th in NHL with a 56.4% face-off percentage... Finished a career-high +14, which ranked fourth among league rookies... Scored first career playoff goal in OT at 2:38 in Game 4 as the Kings overcame 3-0 deficit to beat Detroit 4-3... Ranked second among rookies in playoff scoring...**1999-00:** Finished third in regular season scoring for Lowell (AHL) with 40 points (15-25=40) and tied for club lead in playoff scoring with six points (3-3=6)...**1998-99:** Appeared in just 33 games with Springfield (AHL) due to injuries including a back ailment and tallied 26 points (8-18=26)...**1997-98:** Tied for third in scoring for Fredericton (AHL) with 51 points (17-34=51) in 56 games during first professional season.

## BELANGER VS NHL

OPPONENT	GP	G	A	PTS	PIM
Anaheim	45	8	15	23	18
Boston	17	7	3	10	2
Buffalo	13	2	4	6	2
Calgary	44	8	7	15	26
Carolina	19	3	6	9	8
Chicago	37	7	10	17	14
Colorado	44	10	10	20	12
Columbus	36	7	11	18	16
Dallas	43	4	12	16	24
Detroit	36	4	6	10	16
Edmonton	39	6	16	22	18
Florida	19	1	6	7	12
Los Angeles	18	3	6	9	6
Minnesota	26	5	9	14	10
Montreal	15	5	2	7	6
Nashville	35	6	12	18	18
New Jersey	9	1	2	3	4
NY Islanders	12	3	3	6	6
NY Rangers	15	3	2	5	8
Ottawa	14	2	5	7	0
Philadelphia	11	2	3	5	6
Phoenix	38	8	8	16	18
Pittsburgh	15	5	7	12	6
St. Louis	36	9	8	17	22
San Jose	38	3	10	13	18
Tampa Bay	23	3	2	5	6
Toronto	14	1	7	8	6
Vancouver	47	6	11	17	26
Washington	20	2	8	10	13
Winnipeg	16	4	6	10	4
<b>TOTAL</b>	<b>794</b>	<b>138</b>	<b>217</b>	<b>355</b>	<b>351</b>

## NHL HIGHLIGHTS

### FIRSTS

First GP	10/06/2000	LA 4 at WAS 1
First Goal	10/06/2000	LA 4 at WAS 1
First Goal versus		Billington, Craig at 17:12 of period 2
First Asst	10/06/2000	LA 4 at WAS 1

### MOSTS

Goals	3 (1X)	12/17/2002 LA 6 vs STL 2
Assists	4 (1X)	11/15/2007 MIN 4 at EDM 2
Points	4 (1X)	11/15/2007 MIN 4 at EDM 2 (OG-4A)
SOG	9 (1X)	10/10/2003 LA 3 at PIT 0
PIM	5 (1X)	10/16/2001 LA 2 vs WAS 3
Hat Tricks	1	12/17/2002 LA 6 vs STL 2 (3G)
Multi-Pt Games	62	04/08/2011 PHO 4 vs SJ 3 (OG-2A)


### MOST RECENTLY

### LONGEST PERSONAL STREAKS

Goals	3 (3X)	02/07/2006- 02/11/2006 (3G)
Assists	5 (1X)	10/06/2009- 10/16/2009 (6A)
Pts	6 (1X)	11/11/2005- 11/22/2005 (4G-4A)

# 40

**DEVAN DUBNYK**  
GOALTENDER



**REGULAR SEASON**

**PLAYOFFS**

SEASON	TEAM	LEAGUE	GP	W	L	T	MINS	GA	SO	GAA.	GP	W	L	MINS	GA	SO	GAA.
2001-02	Kamloops	WHL	3	1	1	0	143	13	0	5.45	-	-	-	-	-	-	-
2002-03	Kamloops	WHL	26	12	8	1	1279	68	2	3.19	-	-	-	-	-	-	-
2003-04	Kamloops	WHL	44	20	18	5	2533	106	6	2.51	4	1	3	245	12	0	2.94
2004-05	Kamloops	WHL	65	23	34	7	3699	166	6	2.69	6	2	4	363	22	0	3.64
2005-06	Kamloops	WHL	54	27	26	0	3207	136	1	2.54	-	-	-	-	-	-	-
2006-07	Wilkes-Barre	AHL	4	2	1	0	204	10	0	2.94	-	-	-	-	-	-	-
	Stockton	ECHL	43	24	11	7	2529	108	2	2.56	6	2	4	395	18	0	2.73
2007-08	Springfield	AHL	33	9	17	0	1772	92	0	3.12	-	-	-	-	-	-	-
2008-09	Springfield	AHL	62	18	41	2	3635	180	3	2.97	-	-	-	-	-	-	-
2009-10	Springfield	AHL	33	13	17	2	1985	100	0	3.02	-	-	-	-	-	-	-
	EDMONTON	NHL	19	4	10	2	1075	64	0	3.57	-	-	-	-	-	-	-
2010-11	EDMONTON	NHL	35	12	13	8	2061	93	2	2.71	-	-	-	-	-	-	-
2011-12	EDMONTON	NHL	47	20	20	3	2653	118	2	2.67	-	-	-	-	-	-	-
	<b>WHL TOTALS</b>		<b>193</b>	<b>83</b>	<b>87</b>	<b>13</b>	<b>10861</b>	<b>489</b>	<b>15</b>	<b>2.70</b>	<b>10</b>	<b>3</b>	<b>7</b>	<b>608</b>	<b>34</b>	<b>0</b>	<b>3.36</b>
	<b>ECHL TOTALS</b>		<b>43</b>	<b>24</b>	<b>11</b>	<b>7</b>	<b>2529</b>	<b>108</b>	<b>2</b>	<b>2.56</b>	<b>6</b>	<b>2</b>	<b>4</b>	<b>395</b>	<b>18</b>	<b>0</b>	<b>2.73</b>
	<b>AHL TOTALS</b>		<b>99</b>	<b>20</b>	<b>35</b>	<b>0</b>	<b>5611</b>	<b>282</b>	<b>3</b>	<b>3.02</b>	-	-	-	-	-	-	-
	<b>NHL TOTALS</b>		<b>101</b>	<b>36</b>	<b>43</b>	<b>13</b>	<b>5790</b>	<b>275</b>	<b>4</b>	<b>2.85</b>	-	-	-	-	-	-	-





## DEVAN DUBNYK CAREER HIGHLIGHTS

**HOW ACQUIRED:** Edmonton's 1st choice, 14th overall, in 2004 NHL Entry Draft

**2011-12 HIGHLIGHTS:** Appeared in 47 games...first goalie since Dwayne Roloson (2008-09) to record at least 20 wins...went 15-11-3 since the start of 2012...started 12 of the final 14 games...stopped 40 shots for his 2nd win of the season on Oct. 28 @ COL...stopped 39 shots for the win on Jan. 2 @ CHI...stopped 20 shots for 2-1 OT win on Jan. 15 vs LA...stopped 44 shots for a 2-1 SO win on Jan. 23 vs SJS...stopped 43 of 47 shots for the win on Feb. 2 vs CHI...recorded his 1st shutout of the season and 3rd in his career with 35 saves on Feb. 23 vs. PHI...with 29 saves on Feb. 27 @ WPG he notched his 13th win on the year, which is a career high...stopped all 22 shots on Mar. 14 vs CBJ for his 2nd shutout of the season in a 3-0 win...stopped 41 shots for the win on Mar. 20 @ NSH

**CAREER HIGHLIGHTS: 2010-11:** Appeared in career high 35 games with a 12-13-8 record, 2.71 GAA and .916 SV%...played his 1st game of the season stopping 39 of 41 shots he faced in a 3-2 SO loss on Oct. 28 @ CBJ...was named game's 2nd star...started his 2nd game stopping 35 shots in a 4-3OT loss on Nov. 12 @ NJ...stopped 36 shots for a 4-3OT win on Dec. 1 @ MTL...stopped 30 of 32 shots in a 2-1 L on Dec. 12 vs VAN...collected a win stopping 30 shots (and 1st star) on Jan. 6 vs NYL...stopped 41 shots and named 2nd star on Jan. 13 @ SJ...stopped all 37 shots for his 1st career shutout on Feb. 7 @ NSH...stopped 38 shots for the win on Feb. 23 @ COL...stopped 40 shots en route to a 4-1 win on Apr. 2 @ VAN...stopped 26 saves for his 2nd shutout of the season on Apr. 5 vs VAN...**2009-10:** Appeared in 19 games with a 4-10-2 record, 3.57 GAA and .889 SV%...played in 33 games for Springfield with a 13-17-2 record, 3.02 GAA and .915 SV%...started his 1st career NHL game (loss) on Dec. 21 vs. STL...started his second game Jan. 7 vs. CBJ making 25 saves in a 4-2 loss...stopped 26 shots and was named 2nd star in a 3-2 OT loss Jan 20 vs. VAN...collected his 1st NHL win stopping 31 shots in a 3-2 SO win on Mar. 19 vs. DET (was also named 1st star)...stopped 27 shots for his 2nd win on the year and named 1st star...stopped 25 shots for his 3rd win of the year and named 2nd star on Apr. 5 vs. MIN...stopped 52 shots for his 4th win on the season and named 2nd star on Apr. 10 @ LA...**2008-09:** Appeared in 62 games with Springfield posting a 18-41-2 record...had a 2.97 GAA and .906 save percentage...set a single season record for Falcons in games played (62)...**2007-08:** Played in 33 games with Springfield going 9-17-0 with a 3.12 GAA and .904 save percentage...**2006-07:** Spent the season with the ECHL's Stockton where he finished with a 24-11-7 record, 2.56 GAA and .921 save percentage...he was selected to be a 2006-07 ECHL All-Star...**JUNIOR:** Spent five season with the Kamloops Blazers in the WHL from 2001-2006...in 193 games he had an 83-87-13 record with a 2.70 GAA and 15 shutouts.

## DUBNYK VS NHL

	GP	MINS	GAA	SO	SHO	W	L	T/OT	PTS%	GAA	SV%
Anaheim	5	252	12	119	0	2	1	1	.625	2.86	.899
Boston	2	118	9	68	0	2	0	0	0.00	4.58	.868
Calgary	7	381	17	169	0	2	3	1	.417	2.68	.899
Carolina	2	110	8	67	0	0	1	0	0.00	4.36	.881
Chicago	5	258	16	177	0	2	2	0	5.00	3.72	.910
Colorado	7	423	15	225	0	4	2	1	.643	2.13	.933
Columbus	8	482	21	243	1	4	3	1	.563	2.61	.914
Dallas	3	178	13	92	0	0	3	0	0.00	4.38	.859
Detroit	3	194	8	116	0	2	0	1	.833	2.47	.931
Florida	1	65	1	27	0	1	0	0	0.00	0.92	.963
Los Angeles	5	312	12	164	0	2	2	1	5.00	2.31	.927
Minnesota	3	138	3	60	0	1	1	0	5.00	1.30	.960
Montreal	2	127	7	65	0	1	0	1	7.50	3.31	.892
NY Islanders	2	120	5	60	0	1	1	0	5.00	2.50	.917
Nashville	6	336	11	185	1	3	1	1	7.00	1.96	.941
New Jersey	1	63	4	39	0	0	0	1	5.00	3.81	.897
Ottawa	1	40	2	9	0	0	0	0	0.00	3.00	.778
Philadelphia	2	119	3	61	1	1	1	0	5.00	1.51	.951
Phoenix	7	425	23	236	0	1	4	2	.286	3.25	.903
Pittsburgh	3	184	9	98	0	1	2	0	.333	2.93	.908
San Jose	7	428	17	240	0	4	3	0	.571	2.38	.929
St. Louis	6	323	26	161	0	0	6	0	0.00	4.83	.839
Toronto	2	78	6	49	0	0	1	0	0.00	4.62	.878
Vancouver	9	515	21	269	1	2	4	2	.375	2.45	.922
Winnipeg	2	120	6	63	0	2	0	0	0.00	3.00	.905
	101	5789	275	3082	4	36	43	13	.462	2.85	.910

## NHL SHOOTOUT RECORD:

7-9 (Stopped 37 of 57, .649)

## NHL PENALTY SHOTS:

Stopped 5 of 6

Last: 03/25/2012  
EDM 6 at CBJ 3  
Nash, Rick - GOAL

## NHL HIGHLIGHTS

### FIRSTS

First GP	11/28/2009	EDM 3 at VAN 7
First Win	03/19/2010	EDM 3 vs DET 2
First Shutout	02/07/2011	EDM 4 at NSH 0

### MOSTS

Shots Faced	55 (1X)
Saves	52 (1X)
GA	7 (1X)

### MOST RECENTLY

04/10/2010	EDM 4 at LA 3
04/10/2010	EDM 4 at LA 3
12/21/2009	EDM 2 vs STL 7
03/14/2012	EDM 3 vs CBJ 0

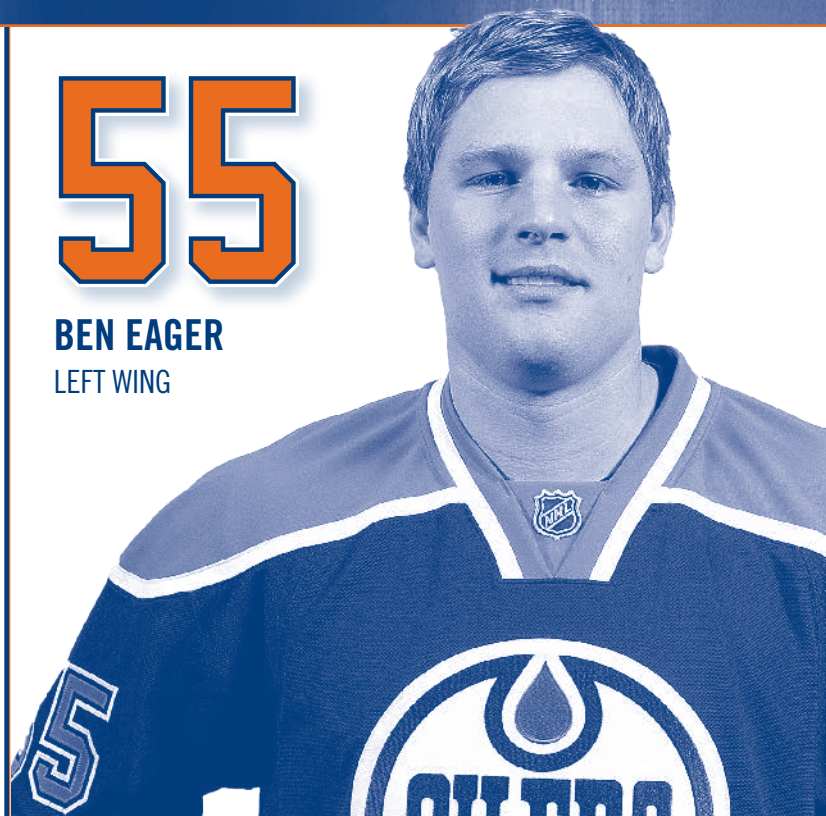
## LONGEST PERSONAL STREAKS

Longest Win Streak	3 (2X)	03/20/2012-03/25/2012
Streak W/OUT Reg Loss	6 (2X)	03/14/2012-03/25/2012 (5-0-1)
Longest Losing Streak	4 (2X)	12/07/2011-12/31/2011
Longest Winless Streak	10 (1X)	12/21/2009-03/15/2010 (0-8-2)
Longest shutout sequence:	116:31	02/21/2012-02/25/2012

# 55

## BEN EAGER

LEFT WING



### REGULAR SEASON

### PLAYOFFS

SEASON	TEAM	LEAGUE	GP	G	A	PTS	PIM	GP	G	A	PTS	PIM
2000-01	Oshawa	OHL	61	4	6	10	120	-	-	-	-	-
2001-02	Oshawa	OHL	63	14	23	37	255	5	0	1	1	13
2002-03	Oshawa	OHL	58	16	24	40	216	8	0	4	4	8
2003-04	Oshawa	OHL	61	25	27	52	204	7	2	3	5	31
2004-05	Philadelphia	AHL	5	0	0	0	0	3	0	1	1	8
2005-06	Philadelphia	AHL	49	6	12	18	256	-	-	-	-	-
2005-06	PHILADELPHIA	NHL	25	3	5	8	18	2	0	0	0	26
2006-07	Philadelphia	AHL	3	0	0	0	21	-	-	-	-	-
2006-07	PHILADELPHIA	NHL	63	6	5	11	233	-	-	-	-	-
2007-08	PHILADELPHIA	NHL	23	0	0	0	62	-	-	-	-	-
2007-08	CHICAGO	NHL	9	0	2	2	27	-	-	-	-	-
2008-09	CHICAGO	NHL	75	11	4	15	161	17	1	1	2	61
2009-10	CHICAGO	NHL	60	7	9	16	120	18	1	2	3	20
2010-11	ATLANTA	NHL	34	3	7	10	77	-	-	-	-	-
2010-11	SAN JOSE	NHL	34	4	3	7	43	10	1	0	1	41
2011-12	EDMONTON	NHL	63	8	5	13	107	-	-	-	-	-
	<b>OHL TOTALS</b>		<b>243</b>	<b>59</b>	<b>80</b>	<b>139</b>	<b>795</b>	<b>20</b>	<b>2</b>	<b>8</b>	<b>10</b>	<b>52</b>
	<b>AHL TOTALS</b>		<b>123</b>	<b>13</b>	<b>22</b>	<b>35</b>	<b>509</b>	<b>19</b>	<b>1</b>	<b>2</b>	<b>3</b>	<b>79</b>
	<b>NHL TOTALS</b>		<b>386</b>	<b>42</b>	<b>40</b>	<b>82</b>	<b>848</b>	<b>47</b>	<b>3</b>	<b>3</b>	<b>6</b>	<b>148</b>





## BEN EAGER CAREER HIGHLIGHTS

**HOW ACQUIRED:** Signed as an unrestricted free agent by Edmonton on July 1, 2011.

**2011-12 HIGHLIGHTS:** Finished the season appearing in 63 games with 13 points (8G, 5A) and 107 PIM (team high)...played in his 1st game of the season on Oct. 17 vs NSH...recorded his 1st point (assist) on Nov. 3 @ LA...recorded 1st goal of the season on Dec. 7 vs CAR...scored his 2nd of the year on Dec. 9 vs COL...recorded an assist on Dec. 29 @ MIN...scored GWG on Jan. 2 @ CHI...scored goal on Jan. 5 @ STL

**CAREER HIGHLIGHTS: 2010-11:** Split the season with Atlanta and San Jose appearing in 68 games with 17 points (7G, 10A) and 120 penalty minutes...in 10 playoff games with the Sharks he had goal and 41 PIM...

**2009-10:** Recorded 16 points (7g, 9a) in 60 games with the Chicago Blackhawks ... Led the team with 120 penalty minutes ... Collected points in back-to-back games (1g, 1a) from 11/19-11/21 ... Posted a three-game point streak (1g, 2a) from 12/29-1/2, including his first game-winning goal of the season on 12/31 vs. NJ ... Earned a season-high two assists on 1/7 at BOS ... Tallied his second game-winner of the year on 1/21 at CGY ... Collected a career-high three points (1g, 2a) on 3/31 at MIN ... Appeared in 18 post-season games for Chicago en route to the Stanley Cup Championship ... Tallied three points (1g, 2a) ... Earned his first post-season point (1a) in Game Two of the Western Conference Finals on 5/23 vs. SJ ... Scored his first playoff goal, the game-winner, in Game Two of the Stanley Cup Finals on 5/31 vs. PHI. **2008-09:** Tallied 15 points (11g, 4a) in 75 games with the Blackhawks ... Set career-highs in goals, points and games played ... Led the team and ranked 13th in the NHL with 161 penalty minutes ... Missed the first three games of the season due to suspension ... Tallied three points (2g, 1a) over a two-game span from 11/20-11/22, including a season-high two points (1g, 1a) on 11/20 at DAL ... Scored a season-high two goals on 12/7 vs. PHX ... Tied his season-high with two goals on 2/19 at FLA ... Missed three games from 3/22-3/27 due to suspension ... Added two points (1g, 1a) in 17 Stanley Cup Playoff games ... Tallied his first career Stanley Cup Playoff point (1a) in Game One of the Western Conference Semifinals on 4/30 vs. VAN ... Scored his first career post-season goal, the game-winning tally, in Game Two of the Western Conference Semis on 5/2 vs. VAN ... **2007-08:** Earned two assists in 32 NHL games with Philadelphia and Chicago ... Appeared in 23 games with the Flyers, including the 100th of his career on 11/10 vs. PIT... Traded to Chicago on 12/18 ... Tallied both of his assists in nine games with the Blackhawks ... Had shoulder surgery on 3/24 and missed the remainder of the season ... **2006-07:** Earned 11 points (6g, 5a) in 63 games with the Flyers and also appeared in three AHL games with the Philadelphia Phantoms ... Led the NHL with 233 penalty minutes ... Won the Pelle Lindbergh Trophy as the Flyers' Most Improved Player ... **2005-06:** Made his NHL debut, tallying eight points (3g, 5a) in 25 games with the Flyers ... Appeared in two Stanley Cup Playoff games ... Tallied 18 points (6g, 12a) and a career-high 251 penalty minutes in 49 AHL games with the Phantoms ... **2004-05:** Earned 17 points (7g, 10a) and 232 penalty minutes in 66 AHL games with the Phantoms during his first full professional season ... Collected two points (1g, 1a) in 16 post-season games, while capturing the 2005 Calder Cup Championship ... **2003-04:** Made his professional debut with the Phantoms at the conclusion of his junior hockey career ... Appeared in five regular season games and three Calder Cup Playoff contests.

## EAGER VS NHL

OPPONENT	GP	G	A	PTS	PIM
Anaheim	17	2	1	3	32
Boston	12	0	3	3	29
Buffalo	9	0	2	2	21
Calgary	15	2	3	5	40
Carolina	11	1	1	2	37
Chicago	8	2	1	3	8
Colorado	14	1	2	3	20
Columbus	17	3	1	4	13
Dallas	13	2	2	4	22
Detroit	17	3	0	3	19
Edmonton	9	1	1	2	22
Florida	12	4	0	4	21
Los Angeles	16	0	1	1	23
Minnesota	15	2	3	5	35
Montreal	8	0	0	0	22
Nashville	17	0	4	4	10
New Jersey	14	2	1	3	43
NY Islanders	13	1	0	1	55
NY Rangers	14	3	0	3	40
Ottawa	12	2	1	3	23
Philadelphia	3	0	0	0	0
Phoenix	14	3	1	4	17
Pittsburgh	16	0	0	0	52
St. Louis	19	2	3	5	75
San Jose	12	0	0	0	19
Tampa Bay	12	2	2	4	38
Toronto	8	3	2	5	25
Vancouver	16	0	2	2	72
Washington	16	1	3	4	15
Winnipeg	7	0	0	0	0
<b>TOTAL</b>	<b>386</b>	<b>42</b>	<b>40</b>	<b>82</b>	<b>848</b>

## NHL HIGHLIGHTS

### FIRSTS

First GP	11/30/2005	PHI 2 vs NJ 1
First Asst	11/30/2005	PHI 2 vs NJ 1
First Goal	12/26/2005	PHI 3 at FLA 2
First Goal versus		Luongo, Roberto at 19:19 of period 2

### MOSTS

Goals	2 (4X)	02/19/2009 CHI 4 at FLA 0
Assists	2 (3X)	03/31/2010 CHI 4 at MIN 0
Points	3 (1X)	03/31/2010 CHI 4 at MIN 0 (1G-2A)
SOG	5 (3X)	12/09/2011 EDM 4 vs COL 1
PIM	26 (1X)	04/07/2007 PHI 2 vs NYI 4
Hat Tricks	0	
Multi-Pt Games	11/19/2010	ATL 5 vs WAS 0 (1G-1A)

### MOST RECENTLY


### LONGEST PERSONAL STREAKS

Goals	2 (3X)	02/11/2012-02/15/2012 (2G)
Assists	2 (1X)	12/04/2010-12/06/2010 (2A)
Pts	3 (2X)	02/11/2012-02/17/2012 (2G-1A)

# 14

**JORDAN EBERLE**

CENTRE



**REGULAR SEASON**

**PLAYOFFS**

SEASON	TEAM	LEAGUE	GP	G	A	PTS	PIM	GP	G	A	PTS	PIM
2006-07	Regina	WHL	66	28	27	55	32	6	2	5	7	2
2007-08	Regina	WHL	70	42	33	75	20	5	2	4	6	7
2008-09	Regina	WHL	61	35	39	74	20	-	-	-	-	-
2008-09	Springfield	AHL	9	3	6	9	4	-	-	-	-	-
2009-10	Regina	WHL	57	50	56	106	32	-	-	-	-	-
2009-10	Springfield	AHL	11	6	8	14	0	-	-	-	-	-
2010-11	EDMONTON	NHL	69	18	25	43	22	-	-	-	-	-
2011-12	EDMONTON	NHL	78	34	42	76	10	-	-	-	-	-
	<b>WHL TOTALS</b>		<b>254</b>	<b>155</b>	<b>155</b>	<b>310</b>	<b>104</b>	<b>11</b>	<b>4</b>	<b>9</b>	<b>13</b>	<b>9</b>
	<b>AHL TOTALS</b>		<b>20</b>	<b>9</b>	<b>14</b>	<b>23</b>	<b>4</b>	-	-	-	-	-
	<b>NHL TOTALS</b>		<b>147</b>	<b>52</b>	<b>67</b>	<b>119</b>	<b>32</b>	-	-	-	-	-







## JORDAN EBERLE CAREER HIGHLIGHTS

**HOW ACQUIRED:** Edmonton's 1st choice, 22nd overall, in the 2008 NHL Entry Draft.

**2011-12 HIGHLIGHTS:** Appeared in 78 games with the Oilers recording 76 points (34G, 42A), and 10 PIM...finished T-15th in NHL scoring...was named to 2012 NHL All-Star Game in Ottawa...was a finalist for the Lady Byng Memorial Trophy...led the team in goals, assists and points...had team-high 20 multi-point games...posted 2 assists on Oct. 15 vs VAN...posted 2 assists on Oct. 17 vs NSH...had 2 assists on Oct. 22 vs NYR...had a goal and assist on Oct. 25 vs VAN...had his 3rd consecutive 2-point night with a goal and assist on Oct. 27 vs WSH...had a goal and assist on Nov. 13 @ CHI...had a goal and three assists on Nov. 19 vs CHI (1st time in career he had a 4-point game)...had two goals and an assist on Nov. 22 @ NSH...had a 6-game point streak snapped (8 points) on Dec. 10 @ CGY...scored 2 goals on Dec. 22 vs MIN...had a goal and assist on Dec. 26 @ VAN...he had a 6-game point streak (5G,3A) snapped on Dec. 31 @ NYI...he also had a 4-game goal streak from Dec. 17-26 (5G)...had 4 points (1G, 3A) and +4 on Feb. 2 vs CHI...had two goals including GTG with 39 seconds left on Feb. 4 vs DET...had a goal, two assists and 7 shots on goal on Feb. 21 @ CGY...had a goal and assist on Feb. 23 vs PHI...scored his 30th of the season on Mar. 6 @ SJ

**CAREER HIGHLIGHTS: 2010-11:** Appeared in 69 games with the Oilers recording 43 points (18G, 25A), -12 and 22 PIM...led the Oilers in points and was 2nd in goals...finished the season 6th in rookie scoring...played in his first NHL game on Oct. 7 vs CGY and had a goal and assist as well as named first star...scored his 2nd goal of the season (both SHG) on Oct. 23 vs SJ...scored his 3rd goal of the season on Oct. 26 @ CGY...had a goal and assist on Oct. 29 @ CHI...had a goal and two assists and was +3 on Dec. 2 @ TOR...had a pair of goals and was +2 on Dec. 16 vs CBJ...returned from injury (suffered Jan. 1) and had 2 assists on Feb. 4 @ STL...had a goal and assist, 5 shots and was +2 on Feb. 7 @ NSH...had a goal and assist, was +2 and named 1st star on Feb. 23 @ COL...**2009-10:** Appeared in 57 games with the Regina Pats in the WHL where he had 106 points (50G,56A)...led all WHL skaters in goals scored (50) and ranked second in the overall scoring race with 106 points...had the highest points-per-game average with 1.86 points per game in the league...won CHL Player of the Year...named WHL Player of the Year...won WHL's Player-of-the-Month for September and October...played in 11 games for Springfield scoring 14 points (6G,8A)...**2008-09:** Finished the season with the Pats appearing in 61 games collecting 74 points (35G,39A)...led the team in points...signed entry level contract with Edmonton...played nine games in Springfield posting three goals and six assists...**2007-08:** Finished the year with a team high 42 goals and 75 points in 70 games with Regina...was 4th in WHL scoring...named to WHL East First All-Star Team...received Doc Seaman Trophy for WHL Scholastic Player of the Year...**2006-07:** Made his WHL debut with the Pats scoring 55 points (28G,27A) in 66 games...won WHL Player of the Month in October...participated in CHL Top Prospects Game...**INTERNATIONAL:** Represented Canada at 2007 Canada Games in Whitehorse, Yukon...played in 2007 Ivan Hlinka Memorial Tournament...part of Team Canada's gold-medal winning performance at the 2008 IIHF World Under-18 Championship...finished the tournament with 10 points in seven games, second in team scoring...represented Canada in the 2009 World Junior Championship in Ottawa where he placed 3rd in tournament scoring with 13 points (6G,7A)...scored dramatic game-tying goal with 5.4 seconds left vs Russia to send game to overtime...also scored in shootout win vs Russia...won silver medal with Canada at the 2010 World Junior Championship in Regina...was an alternate captain...named player of the game vs Switzerland when he amassed five points (1G,4A)...in gold medal game vs USA his clutch scoring continued when he scored twice with three minutes remaining to send the game to overtime...his tying goal with 1:35 left made his Canada's all-time leading goal scorer in the tournament with 14...named to Team Canada as an alternate for the 2010 IIHF World Championship in Germany...in his first game he collected five points (1G,4A) to be named Player of the Game vs Norway.

## EBERLE VS NHL

OPPONENT	GP	G	A	PTS	PIM
Anaheim	6	2	1	3	0
Boston	2	0	1	1	2
Buffalo	2	0	1	1	0
Calgary	12	4	8	12	2
Carolina	2	0	1	1	0
Chicago	8	5	10	15	4
Colorado	12	4	7	11	6
Columbus	7	4	4	8	2
Dallas	5	1	1	2	2
Detroit Red	7	3	1	4	0
Florida	2	0	1	1	0
Los Angeles	5	1	0	1	0
Minnesota	11	3	7	10	2
Montreal	4	1	0	1	0
Nashville	7	5	2	7	0
New Jersey	1	0	1	1	0
NY Islanders	1	0	0	0	0
NY Rangers	2	0	3	3	0
Ottawa	4	0	2	2	0
Philadelphia	2	1	1	2	0
Phoenix	7	1	3	4	0
Pittsburgh	2	0	0	0	0
St. Louis	8	2	2	4	4
San Jose	7	4	1	5	0
Tampa Bay	2	0	0	0	0
Toronto	4	5	2	7	0
Vancouver	11	4	6	10	6
Washington	2	1	1	2	0
Winnipeg	2	1	0	1	2
<b>TOTAL</b>	<b>147</b>	<b>52</b>	<b>67</b>	<b>119</b>	<b>32</b>

## NHL HIGHLIGHTS

### FIRSTS

First GP	10/07/2010	EDM 4 vs CGY 0
First Goal	10/07/2010	EDM 4 vs CGY 0
First Asst	10/07/2010	EDM 4 vs CGY 0
First Goal versus		Kiprusoff, Miikka at 1:24 of period 3

### MOSTS

Goals	2 (5X)	02/06/2012 EDM 3 at TOR 6
Assists	3 (2X)	02/02/2012 EDM 8 vs CHI 4
Points	4 (2X)	02/02/2012 EDM 8 vs CHI 4 (1G-3A)
SOG	7 (2X)	02/21/2012 EDM 6 at CGY 1
PIM	4 (2X)	11/13/2011 EDM 3 at CHI 6
Hat Tricks	0	
Multi-Pt Games	29	03/25/2012 EDM 6 at CBJ 3 (0G-2A)

### MOST RECENTLY

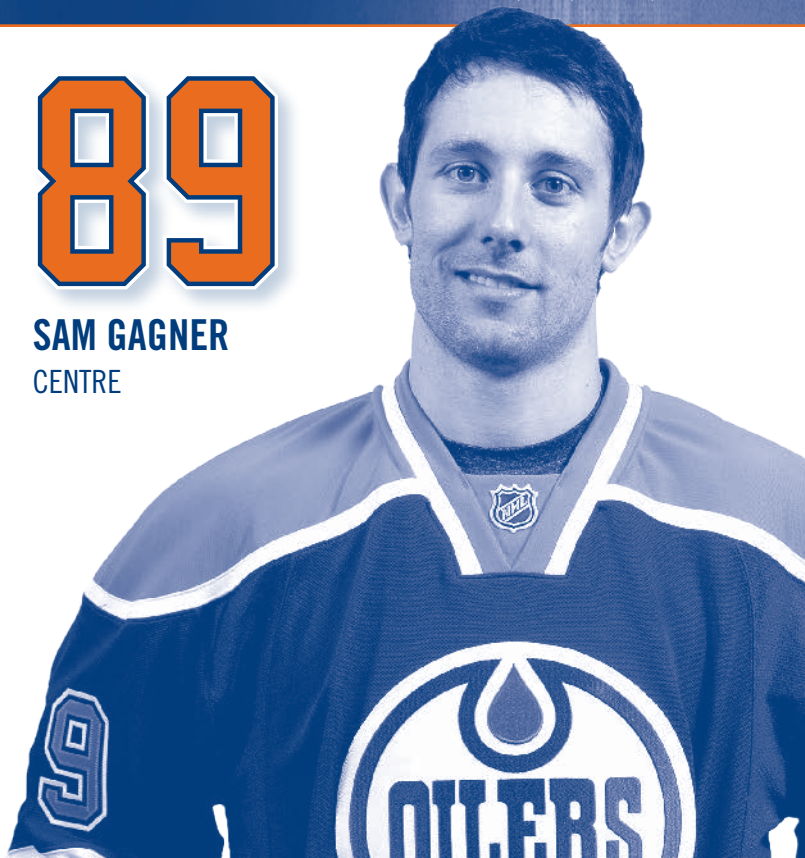
### LONGEST PERSONAL STREAKS

Goals	4 (2X)	01/31/2012- 02/06/2012 (6G)
Assists	4 (1X)	11/19/2011- 11/25/2011 (7A)
Pts	6 (2X)	12/15/2011- 12/29/2011 (5G-3A)

# 89

## SAM GAGNER

CENTRE



### REGULAR SEASON

### PLAYOFFS

SEASON	TEAM	LEAGUE	GP	G	A	PTS	PIM	GP	G	A	PTS	PIM
2001-02	Tor. Marlboroughs	GTHL	68	56	61	117	42	-	-	-	-	-
2002-03	Tor. Marlboroughs	GTHL	72	68	86	154	35	-	-	-	-	-
2003-04	Tor. Marlboroughs	GTHL	85	64	108	171	36	-	-	-	-	-
2004-05	Tor. Marlboroughs	GTHL	70	62	118	180	56	-	-	-	-	-
2005-06	Sioux City	USHL	56	11	35	46	60	-	-	-	-	-
2006-07	London Canada	OHL WJC-Gold	53 -	35 -	83 -	118 -	46 -	16 -	7 -	22 -	29 -	22 -
2007-08	EDMONTON	NHL	79	13	36	49	23	-	-	-	-	-
2008-09	EDMONTON	NHL	76	16	25	41	51	-	-	-	-	-
2009-10	EDMONTON	NHL	68	15	26	41	33	-	-	-	-	-
2010-11	EDMONTON	NHL	68	15	27	42	37	-	-	-	-	-
2011-12	EDMONTON	NHL	75	18	29	47	36	-	-	-	-	-
	<b>USHL TOTALS</b>		<b>56</b>	<b>11</b>	<b>35</b>	<b>46</b>	<b>60</b>	-	-	-	-	-
	<b>OHL TOTALS</b>		<b>53</b>	<b>35</b>	<b>83</b>	<b>118</b>	<b>46</b>	<b>16</b>	<b>7</b>	<b>22</b>	<b>29</b>	<b>22</b>
	<b>OILERS/NHL TOTALS</b>		<b>366</b>	<b>77</b>	<b>143</b>	<b>220</b>	<b>180</b>	-	-	-	-	-





## SAM GAGNER CAREER HIGHLIGHTS

**HOW ACQUIRED:** Edmonton's 1st choice, 6th overall, in 2007 NHL Entry Draft.

**2011-12 HIGHLIGHTS:** Appeared in 75 games collecting a career-high 47 points (18G, 29A), and 36 PIM... finished 4th in team scoring, 3rd in assists, and 4th in goals...recorded 8 multiple point games...played his 1st game of the season on Oct. 22 vs NYR...had an assist and a fight on Nov. 22 @ NSH...recorded 2 assists on Nov. 26 @ COL...scored his 1st of the season and played 23:01 on Dec. 3 vs CGY...had two goals and assist on Dec. 9 vs COL...had 6 points in a 4-game point streak from Dec. 2-9...had 8 points (4G, 4A) tying franchise record (Gretzky and Coffey) on Feb. 2 vs CHI...followed up with 3 more points (2G, 1A) on Feb. 4 vs DET...had a goal and two assists with 6 shots on goal on Feb. 21 @ CGY...had a goal and assist and was +3 on Mar. 20 @ NSH

**CAREER HIGHLIGHTS: 2010-11:** Appeared in 68 games with 42 points (15G, 27A), -17 and 37 PIM...tied for 2nd on team scoring, 2nd in assists, and tied for 4th in goals...recorded 8 multiple point games...had a goal and a fight and was +1 (Oct. 3) vs CGY...started the season with a four-game point streak (4 assists)...had a fight (vs. O. Jokinen) on Oct. 26 @ CGY...scored two goals and was +3 on Oct. 29 @ CHI...had a goal (all 3 on the year vs. CHI) which was a GWG and named 1st star on Nov. 7 @ CHI...had a goal and assist on Nov. 27 vs SJ...scored GTG short-handed and had an assist on Dec. 1 @ MTL...had a goal and assist and was +3 on Dec. 16 vs CBJ...had a goal and assist on Jan. 4 vs DET...had a goal and assist and was +2 on Jan. 16 @ ANA...had 2 assists on Feb. 5 @ CBJ...scored a goal and had 2 assists on Mar. 5 @ COL...injured his hand on March 9 @ WAS and missed the rest of the season...2009-10: Appeared in 68 games with 41 points (15G, 26A), -8 and 33 PIM...2nd on team scoring, T-3rd in assists, 3rd in PPG (6) and T-3rd in goals...recorded 7 multiple point games...had a goal and a fight and was +1 (Oct. 3) vs CGY...scored the GWG and was +2 on Oct. 19 vs VAN...put up 3 points (1G, 2A) on Oct. 22 vs NYR...posted 2 assists on Oct. 24 @ CGY...the second assist was his 100th career NHL point...had a goal and an assist on Nov. 18 vs COL...registered two assists on Nov. 28 @ VAN...scored a goal and added an assist with a +4 on Dec. 11 @ STL...had a pair of goals and was named 2nd star on Jan. 22 vs DAL...had his 7th multi-point game of the season with 2 assists on Mar. 16 @ MIN...2008-09: Finished his second NHL season with 41 points (16G, 25A) in 76 GP...finished 7th in team scoring...finished 4th in PP goals on the team with six...finished 7th on the team in shots with 156...had nine NP games...unsuccessful on 1st career penalty shot at VAN (Oct. 25)...scored 1st goal of the season vs. TOR (Nov. 18)...played in his 100th career NHL/Oilers game at STL (Nov. 29)...returned to the lineup vs. FLA (Dec. 11) after missing two games (Dec. 5-6) with a mild concussion suffered vs. DAL (Dec. 1)...registered career-high 6 PIM vs. PHX (Dec. 22)...registered multiple point games vs. NSH (Dec. 28, 1G, 1A), at CGY (Dec. 31, 0G, 2A) and vs. DAL (Jan. 3, 0G, 2A)...had two-game scoring streak (0G, 4A; Dec. 31-Jan. 3) ended vs. NYI (Jan. 5)...led Oilers forwards in ice time in four of five games (Feb. 3-11)...returned to the lineup vs. CHI (Feb. 3) after missing 3 games (Jan. 27-Feb. 1) with an ankle injury...scored shootout deciding goal at LAK (Feb. 14)...scored four points (3G, 1A) at COL (Mar. 19) for his 1st career NHL hat trick, setting single-game career-highs for both goals and points...had a three-game scoring streak (2G, 3A, Mar. 31-Apr. 4) ended vs. LA (Apr. 7)...2007-08: Enjoyed one of the finest seasons by a rookie in Oilers history, scoring 49 points (13G, 36A) with 23 PIM & was -21 in 79 GP...the youngest player in the NHL, he scored points in 35 of 79 GP & was plus or even in 51 of 79 GP...finished 7th in Voting for the Calder Trophy as NHL Rookie of the Year...co-winner of the Top First Year Oilers Award with Andrew Cogliano...named the NHL Rookie of the Month for February, scoring 13 points (3G, 10A) in 12 GP...3rd on Oilers scoring list and was 7th in goals and 2nd in assists...finished 5th in NHL rookie scoring race, 9th in goals, 3rd in assists, 4th in PPG (4), 7th in PPA (12) & 7th in PP scoring (4G, 12A), 7th in shots (135) and 10th in shooting percentage (9.6%)...tied with Ales Hemsky for 2nd in NHL & led NHL rookies in shootout deciding goals with four, falling one shy of the NHL record for most shootout deciding goals in a single season, held by four players...his 49 points are the most points scored by an Oilers rookie since Ales Hemsky netted 6-24-30 in 2002-03 and ranks him 5th on the Oilers single season list...his 36 assists are 3rd on the Oilers all-time list...was 3rd on the Oilers in multiple point games with 12, behind Hemsky (17) & Horcoff (15)...had a career-high nine-game scoring streak (3-9-12; Feb. 4-24)...the streak was the longest of the season by an Oiler & the 2nd longest by an NHL rookie...it fell two games shy of tying the Oilers team record for longest point scoring streak by a rookie held by Miroslav Satran (11 Games; Feb. 28-Mar. 23, 1996; 6-9-15)...had an Oilers rookie record eight game assist scoring streak (2-9-11; Feb. 4-22)...tied for 4th in Oilers powerplay scoring with 4-12-16...was 5-16 in the shootout, scoring deciding goal at LA (Dec. 3), vs Chicago (Nov. 24) and at ANA (Oct. 28)...scored on 1st career shootout attempt vs MIN (Oct. 25)...registered 1st career multiple-point game with 0-2-2 vs VAN (Oct. 12) and twice had three points in a game with 1-2-3 vs STL (Mar. 11) and vs PHX (Mar. 18)...played 1st career Oilers/NHL game vs SJ (Oct. 4), scoring 1st career Oilers/NHL point with an assist...netted 1st career Oilers/NHL goal at CGY (Oct. 20) vs Miikka Kiprusoff...registered 1st career Oilers/NHL PIM vs Minnesota (Oct. 25)...was one of 16 players named to the NHL's YoungStars roster for the NHL YoungStars Game as part of the NHL All-Star Weekend in Atlanta...the 7th Oiler to appear in the game since 2001-02, he scored once for the Western Conference...played one game for Team Canada at the 2008 IIHF World Championship...Signed to a three-year NHL entry level contract on Oct. 1, 2007...**JUNIOR:** Turned pro after a single season of junior hockey with the London Knights of the OHL in 2006-07...scored 35-83-118 in 53 games to average 2.23 points-per-game, finishing third on the Knights scoring list and fifth in the OHL...he was second in scoring among OHL rookies behind teammate Patrick Kane, who led OHL scoring with 62-83-145 in 58 games...named the OHL Player of the Month for October 2007...participated in the 2007 CHL Top Prospects game and was a member of Western Conference All-Stars at the OHL All-Star Classic, scoring a goal and four assists...also played the 2005-06 season with Sioux City Musketeers where he was named to the USHL's All-Rookie Team...was youngest player at 2006 USHL All-Star Game...**INTERNATIONAL:** Was the youngest member of the gold medal winning Team Canada at the 2007 IIHF World Junior Championship in Sweden...named MVP of the 2007 Summit Series between the Canadian and Russian national junior teams held in September, 2007...led all scorers in the eight-game series with fifteen points on six goals and nine assists, leading Canada to a 7-0-1 series victory...**FAMILY TIES:** Comes from a strong hockey bloodline as his father, Dave, played 15 seasons in the NHL from 1984-85 to 1998-99 & is the Vancouver Canucks' Director, Player Development.

## GAGNER VS NHL

OPPONENT	GP	G	A	PTS	PIM
Anaheim	16	3	5	8	15
Boston	4	0	0	0	0
Buffalo	3	1	1	2	2
Calgary	28	7	12	19	14
Carolina	5	1	3	4	2
Chicago	20	8	10	18	8
Colorado	29	13	16	29	14
Columbus	19	5	9	14	6
Dallas	19	5	6	11	18
Detroit	18	5	7	12	6
Florida	5	0	1	1	2
Los Angeles	16	0	4	4	9
Minnesota	25	1	9	10	14
Montreal	8	4	2	6	4
Nashville	16	4	8	12	7
New Jersey	5	1	1	2	0
NY Islanders	5	1	0	1	2
NY Rangers	5	0	1	1	0
Ottawa	7	2	1	3	4
Philadelphia	5	0	3	3	0
Phoenix	17	1	5	6	10
Pittsburgh	3	0	0	0	2
St. Louis	17	5	10	15	6
San Jose	19	2	10	12	8
Tampa Bay	5	0	5	5	6
Toronto	8	2	4	6	2
Vancouver	29	5	8	13	13
Washington	5	0	0	0	4
Winnipeg	5	1	2	3	2
<b>TOTAL</b>	<b>366</b>	<b>77</b>	<b>143</b>	<b>220</b>	<b>180</b>

## NHL HIGHLIGHTS

### FIRSTS

First GP	10/04/2007	EDM 3 vs SJ 2
First Ass't	10/04/2007	EDM 3 vs SJ 2
First Goal	10/20/2007	EDM 1 at CGY 4
First Goal versus		Kiprusoff, Miikka at 13:34 of period 1

### MOSTS

Goals	4 (1X)	02/02/2012 EDM 8 vs CHI 4
Assists	4 (1X)	02/02/2012 EDM 8 vs CHI 4
Points	8 (1X)	02/02/2012 EDM 8 vs CHI 4 (4G-4A)
SOG	8 (1X)	03/22/2008 EDM 7 vs COL 5
PIM	12 (1X)	01/26/2011 EDM 1 at DAL 3
Hat Tricks	2	02/02/2012 EDM 8 vs CHI 4 (4G)
Multi-Pt Games	44	03/20/2012 EDM 6 at NSH 3 (1G-1A)

### MOST RECENTLY


### LONGEST PERSONAL STREAKS

Goals	2 (12X)	02/02/2012-02/04/2012 (6G)
Assists	8 (1X)	02/04/2008-02/22/2008 (9A)
Pts	9 (1X)	02/04/2008-02/24/2008 (3G-9A)

# 4

## TAYLOR HALL

LEFT WING



### REGULAR SEASON

### PLAYOFFS

SEASON	TEAM	LEAGUE	GP	G	A	PTS	PIM	GP	G	A	PTS	PIM
2007-08	Windsor	OHL	63	45	39	84	22	5	2	3	5	2
2008-09	Windsor	OHL	63	38	52	90	60	20	16	20	36	12
2009-10	Windsor	OHL	57	40	66	106	56	19	17	18	35	32
2010-11	EDMONTON	NHL	65	22	20	42	27	-	-	-	-	-
2011-12	EDMONTON	NHL	61	27	26	53	36	-	-	-	-	-
	<b>OHL TOTALS</b>		<b>183</b>	<b>123</b>	<b>157</b>	<b>280</b>	<b>138</b>	<b>44</b>	<b>35</b>	<b>41</b>	<b>76</b>	<b>46</b>
	<b>NHL TOTALS</b>		<b>129</b>	<b>49</b>	<b>46</b>	<b>95</b>	<b>63</b>	-	-	-	-	-





## TAYLOR HALL CAREER HIGHLIGHTS

**HOW ACQUIRED:** Edmonton's 1st choice, 1st overall, in the 2010 NHL Entry Draft.

**2011-12 HIGHLIGHTS:** Appeared in 61 games with the Oilers recording career-high 53 points (27G, 26A), and 36 PIM...2nd in team scoring...2nd on team in goals...1st on team in PPG (13)...1st on team in GWG (7)... had 13 multi-point games...recorded an assist in the Oilers season opener on GTG...had 2 assists on Oct. 15 vs VAN...scored GWG and added assist on Oct. 25 vs VAN...recorded his 2nd career hat trick on Nov. 19 vs CHI...had two assists on Nov. 22 @ NSH...collected a goal and assist on Nov. 25 @ MIN... left game on Nov. 26 @ COL with shoulder injury...played first game since Nov. 26 and had 2 goals on Dec. 15 @ PHX...had an unsuccessful penalty shot on Dec. 22 vs MIN (Backstrom)...had a goal and assist on Dec. 29 @ MIN...led the team with a goal, assist, 5 shots, 3 takeaways and named 1st star on Jan. 2 @ CHI...had a goal and assist on Jan. 24 @ VAN...had a career high 4 points (1G, 3A) and +4 on Feb. 2 vs CHI...had a goal, assist and 9 shots on goal on Feb. 21 @ CGY...recorded his 50th point on Mar. 8 vs MTL...scored his 25th goal on Mar. 8 @ COL...left game on Mar. 16 vs CGY with concussion symptoms...did not return for rest of season due to shoulder surgery.

**CAREER HIGHLIGHTS: 2010-11:** Appeared in 65 games with the Oilers recording 42 points (22G, 20A), -9 and 27 PIM...T-2nd in team scoring...1st on team in goals...1st on team in PPG (8)...2nd on team in GWG (4)... finished the season 8th in rookie scoring...4th in rookie goals and 1st amongst rookie forwards for time on ice (18:12)...played in his first NHL game on Oct. 7 vs. CGY...was held scoreless with 2 PIM and 16:59 ice time... collected his 1st NHL point (assist on Shawn Horcoff GWG) on Oct. 10 vs. FLA...scored his 1st NHL goal (and added an assist) on Oct. 28 @ CBJ... had a goal and assist and named 1st star on Oct. 29 @ CHI...scored the lone goal (1st at Rexall Place) on Nov. 5 vs. DET...scored a goal, had 6 shots on net and was 2nd star on Nov. 21 @ ANA...had goal (GWG) and assist and named 1st star on Nov. 25 vs. COL...posted his 1st two-goal game and was +3 on Dec. 2 @ TOR...scored the OT goal on Dec. 4 vs. STL...named NHL 3rd Star last week...posted three assists and was +3 on Dec. 16 vs. CBJ...scored a goal and added an assist and was +3 on Jan. 13 @ SJ... recorded his 1st career hat trick (natural hat trick) on Feb. 19 vs. ATL...had a "Gordie Howe Hat Trick" with a goal, assist, fight and +2 on Mar. 3 vs. CBJ...also left the game with an ankle injury and missed the remainder of the season...**2009-10:** Appeared in 57 games with the Windsor Spitfires helping them capture their second consecutive Memorial Cup...had 106 points (40G,66A) which was tied for 1st in OHL scoring race...T-2nd for points in the CHL...won Stafford Smythe Memorial Trophy as Memorial Cup's most valuable player...first player in history to win the award twice in a row...won Ed Chynoweth as leading scorer in Memorial Cup with nine points (5G,4A)...selected by the Oilers with Edmonton's first-ever number one overall draft pick...**2008-09:** Finished the season with 90 points (38G,52A) in 63 games...helped Windsor win the Memorial Cup scoring 36 points in the playoffs (16G,20A)...was awarded the Wayne Gretzky 99 Award as Playoff MVP...scored the game winning overtime goal in the fifth and deciding game of the OHL Finals against the Brampton Battalion to clinch the title...won Stafford Smythe Memorial Trophy as Memorial Cup's most valuable player...**2007-08:** Hall made his OHL debut in 2007-08, scoring a team-high 45 goals and adding 39 assists for 84 points...was third in team scoring...in March, he was named OHL player of the week twice (March 3 and March 10)...was named OHL and CHL Rookie of the Year after the season...**INTERNATIONAL:** Represented Canada at the 2008 IIHF U18 Championship in Kazan, Russia...was 5th in tournament scoring with nine points in seven games helping Canada to Gold...also won Gold with Canada at the 2008 Ivan Hlinka Memorial Tournament in Slovakia... made Canada's national junior team for 2010 World Junior Championship in Saskatchewan...helped Canada to silver medal...finished 3rd in overall scoring with 12 points (6G,6A) in 12 games.

## HALL VS NHL

OPPONENT	GP	G	A	PTS	PIM
Anaheim	6	1	0	1	0
Boston	2	0	1	1	2
Buffalo	2	1	0	1	0
Calgary	7	1	1	2	4
Carolina	1	0	0	0	0
Chicago	8	6	7	13	0
Colorado	8	5	2	7	0
Columbus	5	3	5	8	13
Dallas	7	1	1	2	4
Detroit	7	1	1	2	0
Florida	1	0	1	1	0
Los Angeles	5	2	1	3	2
Minnesota	9	2	2	4	4
Montreal	4	1	1	2	2
Nashville	5	2	3	5	2
New Jersey	2	0	2	2	0
NY Islanders	2	0	0	0	0
NY Rangers	2	0	1	1	2
Ottawa	4	2	0	2	6
Philadelphia	1	1	0	1	2
Phoenix	6	3	3	6	2
Pittsburgh	1	0	1	1	0
St. Louis	6	3	2	5	4
San Jose	8	3	3	6	10
Tampa Bay	1	1	0	1	0
Toronto	4	3	2	5	0
Vancouver	9	2	5	7	0
Washington	1	1	0	1	0
Winnipeg	2	4	1	5	4
<b>TOTAL</b>	<b>126</b>	<b>49</b>	<b>46</b>	<b>95</b>	<b>63</b>

## NHL HIGHLIGHTS

### FIRSTS

First GP	10/07/2010	EDM 4 vs CGY 0
First Asst	10/10/2010	EDM 3 vs FLA 2
First Goal	10/28/2010	EDM 2 at CBJ 3
First Goal versus		Mason, Steve at 9:57 of period 3

### MOSTS

Goals	3 (2X)	11/19/2011 EDM 9 vs CHI 2
Assists	3 (2X)	02/02/2012 EDM 8 vs CHI 4
Points	4 (1X)	02/02/2012 EDM 8 vs CHI 4 (1G-3A)
SOG	9 (2X)	02/21/2012 EDM 6 at CGY 1
PIM	9 (1X)	03/03/2011 EDM 4 vs CBJ 2
Hat Tricks	2	11/19/2011 EDM 9 vs CHI 2 (3G)
Multi-Pt Games	23	02/27/2012 EDM 5 at WPG 3 (1G-1A)

### MOST RECENTLY

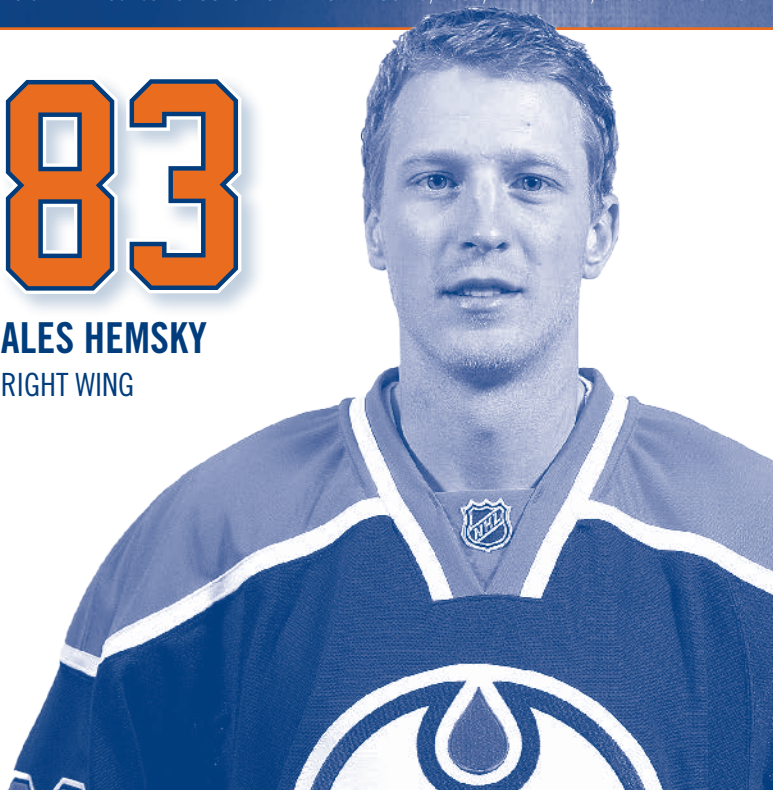
### LONGEST PERSONAL STREAKS

Goals	4 (2X)	03/08/2012- 03/14/2012 (4G)
Assists	3 (1X)	02/25/2012- 02/29/2012 (3A)
Pts	5 (2X)	02/21/2012- 02/29/2012 (3G-4A)

# 83

## ALES HEMSKY

RIGHT WING



### REGULAR SEASON

### PLAYOFFS

SEASON	TEAM	LEAGUE	GP	G	A	PTS	PIM	GP	G	A	PTS	PIM
1999-00	HC Pardubice-Jr	Czech Rep	52	24	50	74	90	-	-	-	-	-
	HC Pardubice	Czech Rep	4	0	1	1	0	-	-	-	-	-
2000-01	Hull	QMJHL	68	36	64	100	67	5	2	3	5	2
2001-02	Hull	QMJHL	53	27	70	97	86	10	6	10	16	6
2002-03	EDMONTON	NHL	59	6	24	30	14	6	0	0	0	0
2004-04	EDMONTON	NHL	71	12	22	34	14	-	-	-	-	-
2004-05	HC Moeller Pardubice	Czech Rep	47	13	18	31	28	16	4	10	14	26
	Czech Republic	WC-A	7	2	0	2	2	-	-	-	-	-
2005-06	EDMONTON	NHL	81	19	58	77	64	24	6	11	17	14
	Czech Republic	Olympics	8	1	2	3	2	-	-	-	-	-
2006-07	EDMONTON	NHL	64	13	40	53	40	-	-	-	-	-
2007-08	EDMONTON	NHL	74	20	51	71	34	-	-	-	-	-
2008-09	EDMONTON	NHL	72	23	43	66	32	-	-	-	-	-
2009-10	EDMONTON	NHL	22	7	15	22	8	-	-	-	-	-
2010-11	EDMONTON	NHL	47	14	28	42	18	-	-	-	-	-
2011-12	EDMONTON	NHL	69	10	26	36	43	-	-	-	-	-
<b>CZECH TOTALS</b>			<b>103</b>	<b>37</b>	<b>69</b>	<b>106</b>	<b>118</b>	<b>16</b>	<b>4</b>	<b>10</b>	<b>14</b>	<b>26</b>
<b>WORLD CHAMPIONSHIP TOTALS</b>			<b>7</b>	<b>2</b>	<b>0</b>	<b>2</b>	<b>2</b>	<b>-</b>	<b>-</b>	<b>-</b>	<b>-</b>	<b>-</b>
<b>QMJHL TOTALS</b>			<b>121</b>	<b>63</b>	<b>134</b>	<b>197</b>	<b>153</b>	<b>15</b>	<b>8</b>	<b>13</b>	<b>21</b>	<b>8</b>
<b>OILERS/NHL TOTALS</b>			<b>559</b>	<b>124</b>	<b>307</b>	<b>431</b>	<b>267</b>	<b>30</b>	<b>6</b>	<b>11</b>	<b>17</b>	<b>14</b>





## ALES HEMSKY CAREER HIGHLIGHTS

**HOW ACQUIRED:** Oilers' 1st choice, 13th overall, in 2001 NHL Entry Draft.

**2011-12 HIGHLIGHTS:** Appeared in 69 games with 36 points (10G, 26A), and 43 PIM...had eight multiple point games...had an assist and scored the shootout winner on Oct. 9 vs PIT...left game early on Oct. 13 @ MIN with shoulder injury...returned from shoulder injury on Nov. 7 @ MTL and had an assist...had 2 assists on Nov. 10 @ BOS...scored 1st goal of season on Nov. 19 vs CHI...had a goal and assist on Nov. 22 @ NSH...had a goal and assist on Dec. 2 vs CBJ...had first 2-assist night on Jan. 3 @ BUF...had 2 assists on Jan. 24 @ VAN...had his 1st career hat trick (and an assist) on Mar. 20 @ NSH

**CAREER HIGHLIGHTS: 2010-11:** Appeared in 47 games with 42 points (14G, 28A), +3 (2nd on team) and 18 PIM...had 12 multiple point games...opened the season recording 8 points in 9 games including a multi-point game on Oct. 29 @ CHI...had another multi-point game against CHI with 2 assists on Nov. 7...had a goal and assist, was +2, named 2nd star of game on Nov. 19 vs PHX...collected a goal and assist on Nov. 21 @ ANA...returned after missing 4 games and scored 3 points (1G,2A) on Dec. 1 @ MTL...had two assists on Jan. 4 vs DET...collected 4 assists, was +4 and named 1st star on Jan. 13 @ SJ...scored 2 goals on Feb. 17 vs MTL...had a goal and 2 assists on Feb. 19 vs ATL...missed final 18 games with shoulder injury...**2009-10:** Appeared in 22 games with 22 points (7G, 15A), +7 (first on team) and 8 PIM...had four multiple point games...had a 5-game point streak from Oct. 6-14 (1G, 4A)...missed Oct. 16 game with flu...had career best game with 5 points (1G, 4A) on Oct. 22 vs CBJ...posted 2 assists on Oct. 24 @ CGY...had a goal and an assist on Nov. 18 vs COL...has had points in 5 straight games (2G, 4A from Nov. 5 - Nov. 18)...scored his 100th career NHL goal on Nov. 23 vs PHX...set to have season-ending shoulder surgery in December...**2008-09:** Finished the season 1st in team scoring with 66 points (23G, 43A), 1st in assists (43) and T-1st in goals (23) in 72 GP...27 of his 43 assists & 21 of his 66 points have come on the powerplay...among NHL leaders in PPA (8th with 27) and PP points (34th with 4-27-31)...marks the 4th consecutive season that he has led the Oilers in scoring (2005-06 to 2008-09)...scored his 200th career Oilers/NHL assist with a PPA at COL (Oct. 23)...had a six-game scoring streak (5-4-9; Oct. 30-Nov. 9)...had career-high eight-game scoring streak (4-7-11; Nov. 18-Dec. 6) ended vs FLA (Dec. 11). The streak is the longest by an Oiler...scored 30th career Oilers/NHL point at VAN (Dec. 26) to become 15th player in Oilers history to score 300-or-more points...scored 2-2-4, including GWG, vs CBJ (Jan. 20) to equal single-game career-high...Named NHL's third star for week ending Jan. 25/09...played his 400th Oilers/NHL game vs CBJ (Feb. 26)...scored 20th goal of the season vs MIN (Feb. 28). It is the second 20-goal season of his career...the goal at TOR (Mar. 7) was his 21st of the season, establishing a new single-season high...had a four-game assist & point scoring streak (1-5-6; Mar. 24-29) ended vs SJ (Apr. 2)...registered team-leading 16th multiple point game with 1-1-2 vs VAN (Apr. 4), **2007-08:** Scored 20-51-71 with 34 PIM & was -9 (74 GP)...scored points in 49 of 74 GP & was plus or even in 44 of 74 GP...named one of four alternate captains, wearing the "A" for home games...won two Oilers awards, winning the Zane Feldman Trophy as the team's MVP & was also named the Most Popular Player...led Oilers in scoring & tied for 33rd place in NHL scoring race...marks the 3rd consecutive season that he has led the Oilers in scoring (2006-07 to 2007-08) & he has also led Oilers in assists for the past three seasons...71 point season fell six points shy of career-high 19-58-77 scored in 2005-06...moved into 16th place on Oilers career-scoring race with 265 points...is the 22nd Oiler to score 200-or-more career points...also led the Oilers in powerplay scoring and PPA with 8-22-30...was 3rd on the Oilers in goals, reaching the 20-goal plateau for first time in career with PPG at SJ (Mar. 16)...his 17 multiple point games led the Oilers...scored season-high three points on five occasions...had two six-game & one five-game scoring streak...registered 200th career Oilers/NHL point with two goals vs MIN (Oct. 25) & netted the shootout deciding goal vs the Wild...was 6-16 in shootouts with four deciding goals (vs MIN, Oct. 25, at VAN, Nov. 14, at DET, Dec. 13 & vs CBJ, Mar. 2)...played 300th Oilers/NHL game at COL (Nov. 28)...missed seven games due to injury...**2006-07:** Scored 13-40-53 with 40 PIM and was -7 in 64 GP to tie for Oilers scoring lead & was 1st in assists. 1st in PPA (20), 1st in PP points (5-20-25) & 7th in goals...led Oilers with 14 multiple point games & 12 multiple assist games...missed 17 games due to injury...had two, five-game scoring streaks with 2-5-7 (Oct. 23-Nov. 1) & 2-5-7 (Jan. 2-10) & led Oilers with four, four-game assist scoring streaks...had eight assists in five games between Jan. 27-Feb. 3...among his 14 multiple-point games was a four-point game that saw him tie his single-game career-high with 1-3-4 vs LA (Jan. 27)...also had two three-point games (1-2-3 vs PHX, Oct. 23 & 0-3-3 vs STL, Nov. 16), and 11 two-point games...the three-assist game vs STL (Nov. 16) tied his single-game best...scored GWG vs FLA (Jan. 2) and had eight GWA...registered a single-game career-high 8 PIM, including his 100th career Oilers/NHL PIM, vs SJ (Oct. 12)...**2005-06:** Led Oilers in scoring with career-high 19-58-77 in 81 GP...was 1st in assists & 5th in goals...led Oilers in multiple point games with 23...tied for 33rd in NHL scoring race & was 10th in NHL with 58 assists...15th in NHL powerplay scoring with 7-35-42 & 6th in PPA (35)...had a seven-game scoring streak (3-8-11; Dec. 31-Jan. 16)...scored his 100th career Oilers/NHL point vs MIN (Dec. 28)...scored 100th career Oilers/NHL assist vs CGY (Apr. 1/06) and his 100th career Oilers/NHL point with a goal vs MIN (Dec. 28/05)...played 200th career Oilers/NHL game at VAN (Mar. 23/06)...was involved in 13 GWG, scoring four and assisting on nine...led the NHL with 14 shootout attempts and scored on five of the attempts...scored 6-11-17 in 24 playoff games to finish 4th on Oilers scoring list & 11th in NHL...tied for 2nd in powerplay scoring with 4-7-11...**2004-05:** Scored 13-18-31 with 28 PIM in 47 games for HC Moeller Pardubice of the Czech Republic Extraliga...named playoff MVP as he helped Pardubice win the Extraliga championship by scoring a playoff leading 4-10-14 in 16 games...**2003-04:** Scored 12-22-34 with 14 PIM and was -7 in 71 games...5th on Oilers scoring list & was 8th in goals (12) & 5th in assists (22)...3rd on Oilers in PP scoring with 4-7-11...7 multiple point games ranked him 4th on Oilers...played in his 100th career Oilers/NHL game at PHI (Jan. 10)...**2002-03:** Named Top First Year Oiler in Oilers/NHL debut season...scored 6-24-30 with 14 PIM & was +5 in 59 games...9th on Oilers scoring list & 6th in assists...finished among NHL rookie leaders in several categories...was 7th in points, 2nd in assists, 3rd in PPA (9), 8th in PP points (0-9-9) & 15th in plus/minus...his 30 points ranked 11th on the Oilers single-season scoring list for rookies while his 24 assists ranked 4th all-time...named to 2003 Western Conference roster for NHL YoungStars Game at FLA on Feb. 1, but did not play due to injury...named NHL Rookie of the Month for March...registered points in 13 of the month's 16 games as he helped the Oilers post a 10-2-3-1 record...scored a point-per-game with 3-13-16 & was +9...made his Oilers/NHL debut in season opener vs PHI (Oct. 10)...scored 1st Oilers/NHL goal vs MTL (Jan. 4)...put together a career-high seven-game scoring streak (1-7-8; Mar. 1-13)...the streak was the longest rookie scoring streak in the NHL & the longest by an Oiler...**JUNIOR CAREER:** Spent two seasons with the Hull Olympiques of the QMJHL, scoring 63-134-197 in 121 games from 2000-01 to 2001-02...named to QMJHL 2nd All-Star Team in 2001-02...won the Mike Bossy Trophy as the QMJHL's top prospect in 2000-01...finished among QMJHL's to 20 scorers each season...was 17th in QMJHL scoring race with 36-64-100 in 2000-01 & was 19th in 2001-02 with 27-70-97...**INTERNATIONAL:** Member of Czech Republic national team at 2006 Winter Olympics...scored 1-2-3 with 2 PIM in 8 games to help win bronze medal...member of Czech Republic's gold medal winning team at 2005 IIHF World Championship, scoring 2-0-2 in 7 GP...skated at 2002 IIHF World Jr. Championship.

## HEMSKY VS NHL

OPPONENT	GP	G	A	PTS	PIM
Anaheim	26	7	12	19	12
Boston	8	1	4	5	4
Buffalo	7	2	6	8	6
Calgary	51	10	25	35	28
Carolina	6	1	1	2	4
Chicago	30	5	12	17	16
Colorado	45	6	24	30	20
Columbus	29	12	24	36	12
Dallas	27	5	11	16	8
Detroit	30	5	14	19	10
Florida	7	1	3	4	8
Los Angeles	27	9	16	25	12
Minnesota	43	7	9	16	16
Montreal	13	5	7	12	2
Nashville	26	10	13	23	18
New Jersey	7	2	4	6	4
NY Islanders	7	1	3	4	0
NY Rangers	6	1	5	6	6
Ottawa	9	0	8	8	2
Philadelphia	6	2	3	5	2
Phoenix	29	11	23	34	6
Pittsburgh	5	1	5	6	0
St. Louis	25	2	19	21	22
San Jose	27	6	11	17	33
Tampa Bay	5	1	0	1	0
Toronto	8	2	8	10	0
Vancouver	38	7	23	30	14
Washington	4	0	5	5	0
Winnipeg	8	2	9	11	2
<b>TOTAL</b>	<b>559</b>	<b>124</b>	<b>307</b>	<b>431</b>	<b>267</b>

## NHL HIGHLIGHTS

### FIRSTS

First GP	10/10/2002	EDM 2 vs PHI 2
First Assst	10/12/2002	EDM 3 at NSH 2
First Goal	01/04/2003	EDM 5 vs MTL 4
First Goal versus	Theodore, Jose	at 4:29 of period 1

### MOSTS

MOSTS	MOST RECENTLY
Goals	3 (1X) 03/20/2012 EDM 6 at NSH 3
Assists	4 (2X) 01/13/2011 EDM 5 at SJ 2
Points	5 (1X) 10/22/2009 EDM 6 vs CBJ 4 (1G-4A)
SOG	8 (1X) 02/06/2007 EDM 2 vs VAN 5
PIM	15 (1X) 01/23/2012 EDM 2 vs SJ 1
Hat Tricks	1 03/20/2012 EDM 6 at NSH 3 (3G)
Multi-Pt Games	107 03/20/2012 EDM 6 at NSH 3 (3G-1A)


### LONGEST PERSONAL STREAKS

Goals	4 (1X) 11/02/2008-11/09/2008 (5G)
Assists	6 (2X) 01/05/2008-01/17/2008 (9A)
Pts	8 (1X) 11/18/2008-12/06/2008 (4G-7A)



# 10

## SHAWN HORCOFF CENTRE



### REGULAR SEASON

### PLAYOFFS

SEASON	TEAM	LEAGUE	GP	G	A	PTS	PIM	GP	G	A	PTS	PIM
1996-97	Michigan State	CCHA	40	10	13	23	20	-	-	-	-	-
1997-98	Michigan State	CCHA	34	14	13	27	50	-	-	-	-	-
1998-99	Michigan State	CCHA	39	12	25	37	70	-	-	-	-	-
1999-00	Michigan State	CCHA	42	14	51	65	50	-	-	-	-	-
2000-01	EDMONTON	NHL	49	9	7	16	10	5	0	0	0	0
	Hamilton	AHL	24	10	18	28	19	-	-	-	-	-
2001-02	EDMONTON	NHL	61	8	14	22	18	-	-	-	-	-
	Hamilton	AHL	2	1	2	3	6	-	-	-	-	-
2002-03	EDMONTON	NHL	78	12	21	33	55	6	3	1	4	6
	Canada	WC-A	9	3	4	7	0	-	-	-	-	-
2003-04	EDMONTON	NHL	80	15	25	40	73	-	-	-	-	-
	Canada	WC-A	9	3	4	7	8	-	-	-	-	-
2004-05	Mora IK	Sweden	50	19	27	46	117	-	-	-	-	-
2005-06	EDMONTON	NHL	79	22	51	73	85	24	7	12	19	12
2006-07	EDMONTON	NHL	80	16	35	51	56	-	-	-	-	-
2007-08	EDMONTON	NHL	53	21	29	50	30	-	-	-	-	-
2008-09	EDMONTON	NHL	80	17	36	53	39	-	-	-	-	-
2009-10	EDMONTON	NHL	77	13	23	36	51	-	-	-	-	-
2010-11	EDMONTON	NHL	47	9	18	27	46	-	-	-	-	-
2011-12	EDMONTON	NHL	81	13	21	34	24	-	-	-	-	-
<b>WORLD CHAMPIONSHIP TOTALS</b>			<b>18</b>	<b>6</b>	<b>8</b>	<b>14</b>	<b>8</b>	-	-	-	-	-
<b>COLLEGIATE TOTALS</b>			<b>155</b>	<b>50</b>	<b>102</b>	<b>152</b>	<b>190</b>	-	-	-	-	-
<b>AHL TOTALS</b>			<b>26</b>	<b>11</b>	<b>20</b>	<b>31</b>	<b>25</b>	-	-	-	-	-
<b>OILERS/NHL TOTALS</b>			<b>765</b>	<b>155</b>	<b>280</b>	<b>435</b>	<b>487</b>	<b>35</b>	<b>10</b>	<b>13</b>	<b>23</b>	<b>18</b>







## SHAWN HORCOFF CAREER HIGHLIGHTS

**HOW ACQUIRED:** Edmonton's third choice (4th round), 99th overall, in 1998 NHL Entry Draft.

**2011-12 HIGHLIGHTS:** Finished the season appearing in a career-high 81 games with 34 points (13G, 21A), and 24 PIM...had seven multi-point games...had three assists and named 1st star on Oct. 17 vs NSH...scored 1st goal of season on Oct. 25 vs VAN...had a goal and two assists on Nov. 19 vs CHI...scored twice on Nov. 22 @ NSH...had a goal and assist on Nov. 25 @ MIN...had 2 assists on Dec. 2 vs CBJ...scored his 1st goal since Nov. 25 on Dec. 29 @ MIN...had a goal and assist on Feb. 11 @ OTT...collected a goal and assist on Mar. 5 @ ANA

**CAREER HIGHLIGHTS: 2010-11:** Finished the season appearing in 47 games with 27 points (9G, 18A), -1 and 46 PIM...was 1-7th on team in scoring...had four multi-point games...named 13th Captain in Oilers history...scored a goal on Oct. 7 vs CGY...scored 2nd goal of the year on Oct. 10 vs FLA...continued his point streak with an assist on Oct. 14 @ MIN...collected his 4th point in his 51st games with a goal on Oct. 21 vs MIN...posted 2 assists on Oct. 29 @ CHI...left game early on Dec. 7 vs ANA with knee injury...returned from injury on Jan. 20 vs DAL...posted 2 assists on Jan. 25 @ PHX...had a goal and 2 assists and was named 1st star on Feb. 15 vs DAL...had an assist and 20 PIM on Feb. 17 vs MTL...had 2 assists including his 400th career NHL point on Mar. 3 vs CBJ...injured on March 13 @ PIT and missed the remainder of the season...**2009-10:** Finished the season with 36 points (13G, 23A), -29 and 51 PIM...was 5th on team in scoring...2-5th in assists...had five multi-point games...had 16 points in last 22 games of the season...scored a goal and added two assists on Oct. 29 vs DET...posted an assist and had a season high 26:16 of ice time on Nov. 16 @ CBJ...scored a goal and added an assist on Nov. 23 vs PHX...scored the shootout winner on Dec. 5 @ DAL...scored a goal and the shootout winner (2nd straight game) and was 2nd star on Dec. 7 @ FLA...scored the GWG on Dec. 11 @ STL...played in his 600th NHL game on Jan. 7 vs CBJ...scored 6th goal and was named game's 2nd star on Mar. 11 @ MTL...scored a goal and an assist and was +2 on Mar. 21 vs SL...had 2 assists on Apr. 5 vs MIN...**2008-09:** Finished the season with 53 points (17G, 36A), 39 PIM and a +7 in 80 GP...was 2nd on Oilers in scoring, 3rd in assists and 4th in goals...won 53.9% of his faceoffs to lead the team...finished 1st in NHL with 1756 faceoffs & 1st in faceoffs won with 947...has established new Oilers single-season record for most faceoffs and faceoffs won. Won 7 of 14 faceoffs at PHX (Mar. 26) to establish a new Oilers record for most faceoffs wins in a season and set the new team record for most faceoffs in a season at ANA (Mar. 27). Todd Marchant held the previous Edmonton records with 843 wins and 1593 faceoffs in 1999-00...ranked 11th in TOI among NHL forwards, averaging 21:21 minutes per game...had 11 MP games and 9 MA games...8 of his 16 goals & 21 of his 53 points came on the powerplay...scored season-high 1-2-3 at STL (Nov. 29) & at CBJ (Nov. 18)...had six-game scoring streak (2-7-9; Nov. 26-Dec. 6) ended vs FLA (Dec. 11)...played 500th Oilers NHL game vs DET (Nov. 20)...became 14th player in Oilers history to score 300 career points with 1-2-3 at STL (Nov. 29). 300th point was a goal at 2:59 of 3rd period on Manny Legace...scored two assists vs DAL for 6th MPG: 2nd assist was his 200th career Oilers/NHL assist...scored PPA at PHX (Mar. 26) for his 332nd career Oilers/NHL point, moving past Craig MacTavish into sole possession of 13th place on Oilers all-time scoring list...**2007-08:** Despite missing 29 games due to injury, he finished 2nd in scoring on the Oilers with 21-29-50 in 53 games...was +1 with 30 PIM...scored points in 3 of 53 GP & was plus or even in 35 of 53 GP...averaged 22:13 minutes of ice time per game to finish 1st among Oilers forwards & 3rd on the team...led forwards in ice time in 43 of his 53 games, including season-high 26:01 at Florida (Jan. 24)...one of four alternate captains for the Oilers...was 2nd in goals multiple point games (15), 4th in assists & PPG (6)...placed on NHL IRL on Feb. 5 with a left shoulder injury and missed 29 games (Feb. 1-Apr. 3)...underwent surgery on the shoulder on Feb. 6...named to Western Conference All-Star Team on Jan. 10 for his 1st NHL All-Star game appearance...was scoreless with five shots & was -2 in 17:25 of ice time at Atlanta...won the fastest skater award in the Dodge/NHL SuperSkills competition on Jan. 26, posting a time of 4:673 in the preliminary round to advance to the final, where he beat Brian Campbell of the Buffalo Sabres...reached the 20-goal milestone for the 2nd time in his career with two goals at WAS (Jan. 17)...scored his 100th career Oilers/NHL goal vs NYI (Jan. 7) to become 15th player in Oilers history to score 100-plus goals...moved into 15th place on the Oilers career scoring list with an assist at CGY (Oct. 20)...is five points shy of 14th place held by Dave Hunter (119-171-280)...had career-high eight-game scoring streak (6-7-13; Nov. 28-Dec. 11)...the streak was the 2nd longest of the season by an oiler...also put together a six-game scoring streak (5-7-12; Jan. 5-17)...scored points (5-10-15) in 8 of 11 games (Jan. 5-29), with multiple-point games in six of the eight games...was 5-7 on shootouts & had 3 deciding goals (Nov. 20 vs VAN, Dec. 11 at STL & Jan. 24 at FLA)...registered 300th career Oilers/NHL PIM vs PHI (Oct. 6)...**2006-07:** Scored 16-35-51 with 56 PIM and was -22 in 80 GP...4th on Oilers scoring list & was 3rd in goals, 2nd in assists & 2nd in GWG...led Oilers in takeaways with 75...tied his single-season high for games played with 80 (2003-04)...won 50.6% of his face-offs to place 4th on Oilers...scored five GWG, including three of the team's final seven GWG of the season...3rd on Oilers with 11 multiple-point games...scored 200th career Oilers/NHL point with an assist at PHX (Dec. 21) and played in his 400th career Oilers/NHL game at COL (Feb. 3)...twice had nine shots on goal; Jan. 2 vs FLA & Mar. 1 at MIN...**2005-06:** Established single-season career-highs in goals, assists and points, finishing 2nd on Oilers scoring list with 22-51-73 in 79 GP...1st in GWG (5), 2nd in assists (51), 3rd in goals (22) & 2nd in PIM (85)...8th in NHL in shorthanded scoring with 3-3-6, 19th in SHG & 6th in SHA...scored 1st career Oilers/NHL hat trick in 3-1 win at PIT (Jan. 11)...scored 4 assists vs DET (Nov. 17) to establish single-game career highs for assists & points...all 4 assists came in the 3rd period, tying an Oilers team record for most assists in a period...registered his 1st career 20-goal season when he scored GWG in OT vs CGY (Mar. 16)...scored his 100th career Oilers/NHL assist vs OTT (Jan. 14)...finished tied for 4th place in NHL playoff scoring race & was 2nd on Oilers scoring list with 7-12-19 in 24 games as Oilers advanced to Stanley Cup Final...**2004-05:** Played with Mora IK of the Swedish Elitserien...led Mora and tied for third place in league...scoring race with 19-27-46 in 50 games...finished 5th in the Elitserien in goals and was 6th in PIM (117)...**2003-04:** Scored 15-25-40 with 73 PIM in 80 games...4th on Oilers scoring list, 6th in goals & 4th in assists...2nd on Oilers in SH scoring (2-1-3)...named Oilers Outstanding Defensive Forward...scored his 100th career Oilers/NHL point with a goal at ANA (Feb. 25)...**2002-03:** 6th on Oilers scoring list with 12-21-33 in 78 games...played in the 2003 NHL YoungStars Game at Florida (Feb. 1)...involved in nine GWG (3-6-9)...tied for Oilers post-season scoring lead with 3-1-4 & 6 PIM in 6 playoff games...**2001-02:** Reached the 20-point mark for 1st time in career, scoring 8-14-22 with 18 PIM in 61 games...**2000-01:** Scored 9-7-16 with 10 PIM and was +8 in 49 games with Edmonton in his rookie season...15th among NHL rookies in goals (9) and 7th in plus/minus (+8)...scored his first Oilers/NHL goal at DAL (Dec. 13/00)...made his Oilers/NHL Stanley Cup Playoff debut vs DAL in 2001 Western Conference Semi-Final...began the 2000-01 season in Hamilton (AHL) and was recalled from the Bulldogs on Dec. 4...was Hamilton's leading scorer at time of his recall on 10-18-28 with 19 PIM and -7 in 24 games...named to Canadian All-Star Team for the 2000-01 AHL All-Star Game, but did not play due to his call-up by the Oilers...named AHL's Rookie-of-the-Month for November, 2000...**COLLEGIATE:** Played four seasons (1996-97 to 1999-00) with Michigan State (CCHA), scoring 50-102-152 with 190 PIM in 155 career games with the Spartans...a 1999-00 Hobey Baker Award finalist, he was also an NCAA All-American & was named CCHA Player of the Year & CCHA Best Defensive Forward...won CCHA scoring title in 1999-00 with 8-36-44...**INTERNATIONAL:** Earned his 2nd consecutive gold medal with Team Canada at 2004 IIHF World Championships in Prague...tied for 10th in tournament scoring race with 3-4-7 in 9 GP & was +4 with 8 PIM...one of six Oilers to help Team Canada win the gold medal at the 2003 World Championships in Finland...made his international debut, scoring 3-4-7 in 9 GP to finish 3rd in scoring on Team Canada.

## HORCOFF VS NHL

OPPONENT	GP	G	A	PTS	PIM
Anaheim	37	6	19	25	24
Boston	10	1	3	4	4
Buffalo	8	1	0	1	6
Calgary	57	15	20	35	30
Carolina	9	2	2	4	6
Chicago	39	10	16	26	35
Colorado	57	14	22	36	46
Columbus	36	6	18	24	25
Dallas	38	9	16	25	16
Detroit	38	5	15	20	22
Florida	11	2	3	5	2
Los Angeles	39	6	18	24	20
Minnesota	56	11	18	29	34
Montreal	17	2	5	7	14
Nashville	40	6	16	22	34
New Jersey	10	0	0	0	10
NY Islanders	10	2	1	3	4
NY Rangers	8	2	5	7	12
Ottawa	12	1	11	12	8
Philadelphia	10	1	4	5	10
Phoenix	35	7	14	21	22
Pittsburgh	8	5	0	5	2
St. Louis	39	9	17	26	27
San Jose	38	9	7	16	22
Tampa Bay	10	1	3	4	4
Toronto	16	2	7	9	2
Vancouver	57	14	13	27	32
Washington	10	3	1	4	4
Winnipeg	10	3	6	9	10
<b>TOTALS</b>	<b>765</b>	<b>155</b>	<b>280</b>	<b>435</b>	<b>487</b>

## NHL HIGHLIGHTS

### FIRSTS

First GP	12/06/2000	EDM 4 vs NSH 0
First Asst	12/06/2000	EDM 4 vs NSH 0
First Goal	12/13/2000	EDM 2 at DAL 5
First Goal versus		Belfour, Ed at 17:38 of period 2

### MOSTS

Goals	3 (1X)	01/10/2006 EDM 3 at PIT 1
Assists	4 (1X)	11/17/2005 EDM 6 vs DET 5
Points	4 (2X)	10/25/2007 EDM 5 vs MIN 4 (2G-2A)
SOG	9 (2X)	03/01/2007 EDM 0 vs MIN 5
PIM	20 (1X)	02/17/2011 EDM 4 vs MTL 1
Hat Tricks	1	01/10/2006 EDM 3 at PIT 1 (3G)
Multi-Pt Games	87	03/05/2012 EDM 2 at ANA 4 (1G-1A)

### MOST RECENTLY

### LONGEST PERSONAL STREAKS


Goals	4 (1X)	12/05/2007-12/11/2007 (4G)
Assists	6 (2X)	01/05/2008-01/17/2008 (7A)
Pts	8 (2X)	11/28/2007-12/11/2007 (6G-7A)



# 16

## DARCY HORDICHUK

LEFT WING



### REGULAR SEASON

### PLAYOFFS

SEASON	TEAM	LEAGUE	GP	G	A	PTS	PIM	GP	G	A	PTS	PIM
1998-99	Saskatoon	WHL	66	3	2	5	246	-	-	-	-	-
1999-00	Saskatoon	WHL	63	6	8	14	269	11	4	2	6	43
2000-01	ATLANTA	NHL	11	0	0	0	38	-	-	-	-	-
	Orlando	IHL	69	7	3	10	369	16	3	3	6	41
2001-02	ATLANTA	NHL	33	1	1	2	127	-	-	-	-	-
	Chicago	AHL	34	5	4	9	127	-	-	-	-	-
2002-03	PHOENIX	NHL	1	0	0	0	0	-	-	-	-	-
	PHOENIX	NHL	25	0	0	0	82	-	-	-	-	-
	Springfield	AHL	22	1	3	4	38	-	-	-	-	-
2003-04	FLORIDA	NHL	3	0	0	0	15	-	-	-	-	-
	FLORIDA	NHL	57	3	1	4	158	-	-	-	-	-
2005-06	NASHVILLE	NHL	74	7	6	13	163	-	-	-	-	-
2006-07	NASHVILLE	NHL	53	1	3	4	90	2	0	0	0	0
2007-08	NASHVILLE	NHL	45	1	2	3	60	5	0	0	0	2
2008-09	VANCOUVER	NHL	73	4	1	5	109	10	1	0	1	14
2009-10	VANCOUVER	NHL	56	1	1	2	142	-	-	-	-	-
2010-11	FLORIDA	NHL	64	1	4	5	76	-	-	-	-	-
2011-12	EDMONTON	NHL	43	1	2	3	64	-	-	-	-	-
	<b>WHL TOTALS</b>		<b>129</b>	<b>9</b>	<b>10</b>	<b>19</b>	<b>515</b>	<b>11</b>	<b>4</b>	<b>2</b>	<b>6</b>	<b>43</b>
	<b>IHL TOTALS</b>		<b>69</b>	<b>7</b>	<b>3</b>	<b>10</b>	<b>369</b>	<b>16</b>	<b>3</b>	<b>3</b>	<b>6</b>	<b>41</b>
	<b>AHL TOTALS</b>		<b>56</b>	<b>6</b>	<b>7</b>	<b>13</b>	<b>165</b>	<b>-</b>	<b>-</b>	<b>-</b>	<b>-</b>	<b>-</b>
	<b>NHL TOTALS</b>		<b>538</b>	<b>20</b>	<b>21</b>	<b>41</b>	<b>1138</b>	<b>17</b>	<b>1</b>	<b>0</b>	<b>1</b>	<b>16</b>





## DARCY HORDICHUK CAREER HIGHLIGHTS

**HOW ACQUIRED:** Signed as a free agent on July 1, 2011

**2011-12 HIGHLIGHTS:** Finished the season appearing in 43 games with 3 points (1G, 2A) and 64 PIM...left game on Oct. 15 vs VAN with knee injury...played in first game since knee injury on Nov. 21 @ DAL...had a fight vs. Brad Staubitz on Nov. 30 vs MIN...had a fight vs. Jared Boll on Dec. 2 vs CBJ...collected his 1st assist of the season and as an Oiler on Dec. 3 vs CGY...had 2 fights vs Kassian on Dec. 29 @ MIN...had an assist on Feb. 29 vs STL...scored his 1st of the season (and as an Oiler) on Mar. 20 @ NSH

**CAREER HIGHLIGHTS: 2010-11:** Completed his tenth NHL season, third with Florida...Missed the final three games of the season with an oblique injury...Recorded an assist Mar. 27 at PIT...Tallied an assist and a game-high five hits Jan. 26 at BOS...Notched an assist Dec. 22 at PIT...Registered first assist of the season Dec. 7 vs COL...Netted first goal of the season Nov. 6 at CAR...Surpassed 1,000 career PIM Oct. 28 at OTT...Registered two hits in 4:01 of ice time in first game with Panthers since being acquired in trade with VAN...**2009-10:** Collected two points (1-1-2) in 56 games played, logging an average of 6:01 TOI/G...Recorded 142 penalty minutes which lead the team...Played his 400th NHL game, Dec. 29 at Phoenix...Recorded his first goal of the season, Nov. 5 vs Minnesota...Collected his first point of the season (0-1-1), Oct. 25 vs Edmonton...**2008-09:** Played in all 10 playoff games, scoring his first post season goal and recording 14 PIM...Concluded the season with four goals, one assist, five points and 109 penalty minutes...His four goals and five points represent his second highest career season totals...Tallied two points (1-1-2) in two consecutive games, Dec. 5-7...Registered a season high for most penalty minutes (12) in a single game, Dec. 5 at Minnesota...Notched his first point as a Canuck (goal), Nov. 27 vs Calgary...**2007-08:** Made five post-season appearances with Nashville in the 2008 NHL Playoffs...Played his 300th career game, Mar. 13 vs Los Angeles...Surpassed 700 career penalty minutes, Dec. 23 at Columbus...**2006-07:** Made NHL Playoff debut, Apr. 16 at San Jose...Finished the season with four points (1-3-4) and 90 penalty minutes in 53 games played...Signed a one-year contract with Nashville July 16...**2005-06:** Set career-highs in games played (74), goals (7), assists (6), points (13), penalty minutes (163) and shots (52)...Recorded a career-high plus 9 rating, the third highest plus/minus rating on the team...Appeared in his 200th NHL game, Apr. 6 at St. Louis...Posted a single-game career-high with 27 penalty minutes on Nov. 24 vs. Los Angeles...**2003-04:** Led the Panthers in penalty minutes with 158...**2002-03:** Split the season between Florida and Phoenix after being traded, Mar. 8...Recorded 97 penalty minutes in 28 games...**2001-02:** Split the season between Phoenix and Atlanta after being dealt Mar. 19...Combined for 141 penalty minutes in 34 games with the Thrashers and Coyotes ranking him third among NHL rookies.

## HORDICHUK VS NHL

OPPONENT	GP	G	A	PTS	PIM
Anaheim	24	0	0	0	91
Boston	12	1	1	2	25
Buffalo	12	0	0	0	26
Calgary	25	2	3	5	40
Carolina	12	2	0	2	30
Chicago	27	0	2	2	42
Colorado	17	2	1	3	12
Columbus	34	2	2	4	57
Dallas	25	1	1	2	27
Detroit	15	0	0	0	11
Edmonton	25	0	1	1	94
Florida	7	1	1	2	16
Los Angeles	26	1	1	2	98
Minnesota	26	2	2	4	100
Montreal	13	0	0	0	19
Nashville	13	1	0	1	24
New Jersey	11	0	0	0	4
NY Islanders	13	0	0	0	10
NY Rangers	13	0	1	1	47
Ottawa	11	0	0	0	46
Philadelphia	14	0	0	0	39
Phoenix	22	1	0	1	45
Pittsburgh	16	1	2	3	46
St. Louis	30	0	2	2	43
San Jose	20	0	0	0	23
Tampa Bay	15	0	0	0	31
Toronto	15	0	1	1	35
Vancouver	15	2	0	2	14
Washington	17	0	0	0	25
Winnipeg	13	1	0	1	18
<b>TOTAL</b>	<b>538</b>	<b>20</b>	<b>21</b>	<b>41</b>	<b>1138</b>

## NHL HIGHLIGHTS

### FIRSTS

First GP	01/12/2001	ATL 0 vs MTL 3
First Asst	12/28/2001	ATL 5 vs TOR 4
First Goal	12/21/2001	ATL 4 at CAR 5
First Goal versus		Barrasso, Tom at 12:38 of period 3

### MOSTS

Goals	1 (20X)	03/20/2012 EDM 6 at NSH 3
Assists	2 (1X)	12/27/2005 NSH 4 at CGY 3
Points	2 (2X)	12/27/2005 NSH 4 at CGY 3 (OG-2A)
SOG	4 (1X)	11/13/2010 FLA 2 at PHI 5
PIM	27 (1X)	11/24/2005 NSH 4 vs LA 3
Hat Tricks	0	
Multi-Pt Games	2	12/27/2005 NSH 4 at CGY 3 (OG-2A)

### MOST RECENTLY

### LONGEST PERSONAL STREAKS

Goals	2 (1X)	03/16/2006- 03/18/2006 (2G)
Assists	1 (20X)	02/29/2012- 02/29/2012 (1A)
Pts	2 (4X)	12/05/2008- 12/07/2008 (1G-1A)

# 28

## RYAN JONES

LEFT WING



### REGULAR SEASON

### PLAYOFFS

SEASON	TEAM	LEAGUE	GP	G	A	PTS	PIM	GP	G	A	PTS	PIM
2004-05	Miami University	NCAA	38	8	7	15	79	-	-	-	-	-
2005-06	Miami University	NCAA	39	22	13	35	72	-	-	-	-	-
2006-07	Miami University	NCAA	42	29	19	48	88	-	-	-	-	-
2007-08	Miami University	NCAA	42	31	18	49	83	-	-	-	-	-
	Houston Aeros	AHL	4	0	0	0	2	4	1	1	2	2
2008-09	NASHVILLE	NHL	46	7	10	17	22	-	-	-	-	-
	Milwaukee	AHL	25	13	9	22	30	11	4	3	7	10
2009-10	NASHVILLE	NHL	41	7	4	11	18	-	-	-	-	-
	Milwaukee	AHL	15	4	1	5	15	-	-	-	-	-
	EDMONTON	NHL	8	1	0	1	8	-	-	-	-	-
2010-11	EDMONTON	NHL	81	18	7	25	34	-	-	-	-	-
2011-12	EDMONTON	NHL	79	17	16	33	42	-	-	-	-	-
	<b>COLLEGIATE TOTALS</b>		<b>161</b>	<b>90</b>	<b>57</b>	<b>147</b>	<b>322</b>					
	<b>AHL TOTALS</b>		<b>44</b>	<b>17</b>	<b>10</b>	<b>27</b>	<b>47</b>	<b>15</b>	<b>5</b>	<b>4</b>	<b>9</b>	<b>12</b>
	<b>OILERS TOTALS</b>		<b>90</b>	<b>19</b>	<b>7</b>	<b>26</b>	<b>42</b>					
	<b>NHL TOTALS</b>		<b>255</b>	<b>50</b>	<b>37</b>	<b>87</b>	<b>124</b>					





## RYAN JONES CAREER HIGHLIGHTS

**HOW ACQUIRED:** Claimed off waivers from Nashville on March 3, 2010

**2011-12 HIGHLIGHTS:** Finished the season with career-high 33 points (17G, 16A) in 79 GP and 42 PIM...had four multi-point games...scored his 1st goal of the season on Oct. 17 vs NSH...scored a SHG on Nov. 7 @ MTL...recorded his 1st multi-point game (1G, 1A) on Nov. 26 @ COL...collected his 1st career hat trick on Dec. 2 vs CBJ...scored a SHG on Dec. 17 @ SJ...had a goal and 2 assists and was +3 on Mar. 25 @ CBJ

**CAREER HIGHLIGHTS: 2010-11:** Finished the season with 25 points (18G, 7A) in 81 GP...+5 and 34 PIM...was T-3rd on team in goals...had a fighting major (vs. S.Meyer) on Oct. 7 vs CGY...scored 1st goal of season on Oct. 10 vs FLA...had a goal and +1 rating on Oct. 29 @ CHI...scored his 3rd goal on Nov. 2 vs VAN...recorded a goal and assist on Dec. 2 @ TOR...scored his 3rd goal in three games on Dec. 7 vs ANA...collected his 9th goal of the season on Jan. 1 vs. CGY...scored his 10th goal of the year and named 3rd star on Jan. 11 @ DAL...had a goal (Feb. 7) in his return to Nashville since joining the Oilers last season...scored a goal and was +2 and had 8 hits on Mar. 26 vs CGY...**2009-10:** Finished the season with 12 points (8G, 4A) in 49 GP...had an even plus/minus rating and 26 PIM...played in 8 games with Edmonton after being claimed on waivers and had one goal...suffered knee injury and missed 12 games...had goals/points in a career-best four consecutive games (4G,1A) Dec. 12-19...posted a career-high three points and two assists on Jan. 12 at Edmonton...posted six points (3G, 3A) in a seven-game span from Jan. 11-26, topping his output from his previous 26 games played this season (4G,1A)...claimed on waivers from Nashville on Mar. 3...**2008-09:** Split the season between Nashville and Milwaukee (AHL)...played 46 games with the Predators during four stints with the club (Oct. 10-Nov. 17, Dec. 11, Jan. 6-17 and Jan. 28-April 10)...led Nashville rookies in goals (7), assists (10) and points (17)...notched his first career goal, assist and multi-point outing in his second career game on Oct. 15 at Dallas...scored his first career game-winning goal on March 16 at Los Angeles with 2:18 remaining in regulation – the latest in regulation a game winner scored by a Predator in 2008-09...posted 22 points (13g-9a) in 25 AHL games with Milwaukee, including three three-point outings and three multi-goal games...played in all 11 of the Admirals 2009 Calder Cup playoff contests, tying for second on the club in postseason goals (4)...also paced the Admirals in playoff power-play markers (2)...

**AMATEUR:** Amassed 147 points (90g-57a) in 161 collegiate games at Miami University, ranking second on the school's all-time goal-scoring list and tied for second on the NCAA Division I all-time game-winning goals list (21) at the end of his collegiate career... Never missed a game in his four-year collegiate career... A West All-America First-Team selection and one of three finalists for the Hobey Baker Award (college hockey's most outstanding player) as a senior in 2007-08 after posting 49 points (31g-18a) in 42 games... Named 2008 co-Most Valuable Player of Miami University after captaining the Redhawks to a school-record 33 wins... Also won Miami's Outstanding Offensive Player Award, the Berry Family Outstanding Senior Award and shared the team's Scholar-Athlete Award in 2008... Earned 2008 First-Team All-CCHA honors after ranking third both nationally and in the conference in goals... Tied for first in the nation in game-winning goals (7) in 2007-08... All-CCHA Second Team selection in 2006-07 as a junior captain after ranking second on the Redhawks and 10th nationally in points (29g-19a-48pts)... Also ranked second in the conference in goals and power-play goals (10)... Led the club in plus/minus rating (+18) and was named one of Miami's co-Outstanding Offensive Players of the Year in 2006-07... Earned All-CCHA Second-Team honors as a sophomore in 2005-06 and finished second in club scoring with 35 points (22g-15a)... Ranked third in the conference in goals and tied for fourth nationally in game-winning goals (6) in 2005-06... Led Miami with three game-winning goals during his freshman season in 2004-05... Played for the Chatham Jr. Maroons of the Western Jr. B League in Ontario in 2003-04, winning the league scoring title and being named most valuable player.

## JONES

### VS NHL

OPPONENT	GP	G	A	PTS	PIM
Anaheim	14	3	1	4	2
Boston	3	0	0	0	0
Buffalo	3	1	0	1	0
Calgary	16	2	2	4	13
Carolina	3	0	0	0	0
Chicago	16	2	0	2	8
Colorado	18	4	5	9	9
Columbus	15	6	5	11	8
Dallas	13	3	2	5	4
Detroit	14	3	4	7	13
Edmonton	6	2	4	6	0
Florida	3	2	0	2	0
Los Angeles	12	2	2	4	10
Minnesota	17	1	1	2	8
Montreal	5	2	0	2	2
Nashville	8	3	1	4	7
New Jersey	3	0	1	1	0
NY Islanders	3	0	0	0	0
NY Rangers	3	1	0	1	2
Ottawa	6	1	0	1	2
Philadelphia	2	0	0	0	0
Phoenix	13	1	1	2	8
Pittsburgh	4	1	1	2	6
St. Louis	11	1	3	4	4
San Jose	12	1	0	1	4
Tampa Bay	3	1	0	1	0
Toronto	6	2	1	3	4
Vancouver	17	4	3	7	6
Washington	3	0	0	0	2
Winnipeg	3	1	0	1	2
<b>TOTAL</b>	<b>255</b>	<b>50</b>	<b>37</b>	<b>87</b>	<b>124</b>

### NHL HIGHLIGHTS

#### FIRSTS

First GP	10/10/2008	NSH 2 at STL 5
First Goal	10/15/2008	NSH 4 at DAL 6
First Goal versus		Turco, Marty at 13:50 of period 2
First Asst	10/15/2008	NSH 4 at DAL 6

#### MOSTS

Goals	3 (1X)	12/02/2011 EDM 6 vs CBJ 3
Assists	2 (2X)	03/25/2012 EDM 6 at CBJ 3
Points	3 (3X)	03/25/2012 EDM 6 at CBJ 3 (1G-2A)
SOG	6 (3X)	03/18/2012 EDM 2 vs PHO 3
PIM	7 (1X)	10/07/2010 EDM 4 vs CGY 0
Hat Tricks	1	12/02/2011 EDM 6 vs CBJ 3 (3G)
Multi-Pt Games	8	03/25/2012 EDM 6 at CBJ 3 (1G-2A)

#### LONGEST PERSONAL STREAKS

Goals	4 (1X)	12/12/2009- 12/17/2009 (4G)
Assists	3 (1X)	10/28/2011- 11/03/2011 (3A)
Pts	4 (1X)	12/12/2009- 12/17/2009 (4G-1A)

# 35

## NIKOLAI KHABIBULIN

GOALTENDER



### REGULAR SEASON

### PLAYOFFS

SEASON	TEAM	LEAGUE	GP	W	L	T	MINS	GA	SO	GAA.	GP	W	L	MINS	GA	SO	GAA.
1993-94	Russian Penguins	IHL	12	2	7	2	639	47	0	4.41	-	-	-	-	-	-	-
1994-95	Springfield	AHL	23	9	9	3	1240	80	0	3.87	-	-	-	-	-	-	-
1994-95	WINNIPEG	NHL	26	8	9	4	1339	76	0	3.40	-	-	-	-	-	-	-
1995-96	WINNIPEG	NHL	53	26	20	3	2914	152	2	3.13	6	2	4	359	19	0	3.17
1996-97	PHOENIX	NHL	72	30	33	6	4091	193	7	2.83	7	3	4	426	15	1	2.11
1997-98	PHOENIX	NHL	70	30	28	10	4026	184	4	2.74	4	2	1	185	13	0	4.21
1998-99	PHOENIX	NHL	63	32	23	7	3657	130	8	2.13	7	3	4	449	18	0	2.40
1999-00	Long Beach	IHL	33	21	11	1	1936	59	5	1.83	5	2	3	321	15	0	2.80
2000-01	TAMPA BAY	NHL	2	1	1	0	123	6	0	2.93	-	-	-	-	-	-	-
2001-02	TAMPA BAY	NHL	70	24	32	10	3896	153	7	2.36	-	-	-	-	-	-	-
2002-03	TAMPA BAY	NHL	65	30	22	11	3787	156	4	2.47	10	5	5	644	26	0	2.42
2003-04	TAMPA BAY	NHL	55	28	19	7	3274	127	3	2.33	23	16	7	1401	40	5	1.71
2004-05	AK Bars Kazan	RSL	24	16	5	3	1457	40	5	1.65	2	0	2	118	6	0	3.05
2005-06	CHICAGO	NHL	50	17	26	6	2815	157	0	3.35	-	-	-	-	-	-	-
2006-07	CHICAGO	NHL	60	25	26	5	3425	163	1	2.86	-	-	-	-	-	-	-
2007-08	CHICAGO	NHL	50	23	20	6	2891	127	2	2.63	-	-	-	-	-	-	-
2008-09	CHICAGO	NHL	42	25	8	7	2467	96	3	2.33	15	8	6	881	43	0	2.93
2009-10	EDMONTON	NHL	18	7	9	2	1089	55	0	3.03	-	-	-	-	-	-	-
2010-11	EDMONTON	NHL	47	10	32	4	2701	153	2	3.40	-	-	-	-	-	-	-
2011-12	EDMONTON	NHL	40	12	20	7	2261	100	2	2.65	-	-	-	-	-	-	-
	<b>IHL TOTALS</b>		<b>45</b>	<b>23</b>	<b>18</b>	<b>3</b>	<b>2575</b>	<b>106</b>	<b>5</b>	<b>2.35</b>	<b>5</b>	<b>2</b>	<b>3</b>	<b>321</b>	<b>15</b>	<b>0</b>	<b>2.80</b>
	<b>AHL TOTALS</b>		<b>23</b>	<b>9</b>	<b>9</b>	<b>3</b>	<b>1240</b>	<b>80</b>	<b>0</b>	<b>3.87</b>	<b>-</b>	<b>-</b>	<b>-</b>	<b>-</b>	<b>-</b>	<b>-</b>	<b>-</b>
	<b>NHL TOTALS</b>		<b>783</b>	<b>328</b>	<b>328</b>	<b>95</b>	<b>44755</b>	<b>2028</b>	<b>45</b>	<b>2.72</b>	<b>72</b>	<b>39</b>	<b>31</b>	<b>4345</b>	<b>174</b>	<b>6</b>	<b>2.40</b>





# NIKOLAI KHABIBULIN CAREER HIGHLIGHTS

**HOW ACQUIRED:** Signed as a free agent by Edmonton on July 1, 2009. Originally drafted by the Winnipeg Jets in the 9th round (204th overall) in the 1992 NHL Entry Draft.

**2011-12 HIGHLIGHTS:** Appeared in 40 games with a 12-20-7 record, 2.65 GAA and .910 SV%. started his 1st game of the season stopping 34 shots in a 2-1 shutout loss on Oct. 13 @ MIN...won his 1st game of season Oct. 17 vs NSH...stopped all 19 shots for his 1st shutout this year on Oct. 22 vs NYR...won his 3rd game on season stopping 35 shots on Oct. 25 vs VAN...named NHL 3rd Star for his recording...recorded 2nd shutout on Dec. 9 @ LA...won his 10th game of the year (matching last season's wins) on Dec. 9 vs COL

**CAREER HIGHLIGHTS: 2010-11:** Appeared in 47 games with a 10-32-4 record, 3.40 GAA and .890 SV%...played in his first game since being injured ten months ago collecting a shutout on Oct. 7 vs CGY...made 37 saves and named 2nd Star...stopped 26 of 28 shots for 2nd win and named 1st star on Oct. 10 @ FLA...stopped 26 shots and was named Game's 2nd star on Nov. 7 @ CHI...placed on IR on Nov. 18...played in his 1st game since being injured 2 weeks ago stopping 33 shots for a 5-0 shutout win on Dec. 2 @ TOR...stopped 31 shots for his win on Dec. 5 vs STL...stopped 38 of 41 shots and was named 1st star on Dec. 10 vs TB...stopped 24 of 25 shots for his 1st win since Dec. 16 (also named 3rd star) on Feb. 15 vs DAL...**2009-10:** Appeared in 18 games with a 7-9-2 record, 3.03 GAA and .909 SV% in his first season as an Oiler...missed 60 games due to back injury...played in his first game as an Oiler on Oct. 3 vs CGY stopping 17 shots in a 4-3 loss...won his first game as an Oiler and was his NHL career 300th win on Oct. 6 vs DAL...He stopped 30 shots and all three shooters in the shootout in a 5-4 (SO) win. The win puts Khabibulin 24th all-time and 5th among active goalies in wins...stopped 33 shots and was named the game's 1st star on Oct. 10 vs MIL...had 39 saves in a 2-1 win on Oct. 19 vs VAN...had a season high 40 saves in a 6-5 SO win on Oct. 29 vs DET...underwent surgery on Jan. 13 to repair a disc in his back...**2008-09:** Led Blackhawks goaltenders in wins (25-8-7), goals-against-average (2.33), save percentage (.919) and tied for the lead in shutouts (3)...appeared in 42 of Chicago's 82 contests, the most among team netminders...shared 3rd in the NHL with his 2.33 goals-against-average tied for the second-lowest mark in his career and sixth with his .919 save percentage...started 111 of Chicago's final 13 regular-season tilts, posting a 8-1-1 mark with two shutouts and a 2.03 goals-against-average...stopped the defending Stanley Cup Champion Red Wings in the regular-season finale on April 24 after blanking CBJ (April 5) and EDM (Oct. 22)...reached the 20-win plateau for the 10th time in his 13-year NHL tenure and is just one victory shy of reaching the 300th of his career (299-266-82)...recorded a season-high 39 saves on a season-high 44 shots in a shutout loss against Detroit on Oct. 25...inwarded both penalty shots he faced this season...posted a 2-5 mark in the shootout, thwarting 10 of 19 attempts...recorded 31 saves on 33 shots (93%) in the five-minute overtime period...started a season-high five straight games twice (March 20 to March 29 and April 1 to April 8)...**2007-08:** Registered his ninth-career 200-win season after accruing a 23-20-8 record vs 50 games with the Blackhawks...posted wins in four-straight contests from Dec. 19 to Dec. 26...notched a season-high 39 saves on a season-high 42 shots Nov. 17 in a 5-2 victory over DET, the 600th of his career...led the club with two shutouts (Feb. 20 against MIN and March 19 against WWS), the 37th and 38th shutouts of his career...dished out a career-high two assists Nov. 28 against STL, matching a franchise record...notched a 6-1-2 record with a 2.38 goals-against average and a .921 save percentage in November...**2006-07:** Appeared in 60 games, posting a 25-26-9 record...recorded a 902 save percentage with 1,505 saves...talked 30-3-15 in 14 games...suffered a broken finger on Oct. 21 vs STL and missed the next 8 games...returned the line-up on Nov. 17 vs COL and made 42 saves in regulation play and 3 shutout saves for the 4-3 win...stopped Rick Nash on a penalty shot on Oct. 31 at CBJ...recorded his first Blackhawks shutout making 26 saves for the 3-0 win over LAK on March 15...posted a career-high of 56 saves on 58 shots vs DET on April 5...reached the 20-win mark for the eighth time in his career...**2005-06:** Made his Blackhawks debut vs ANA Oct. 5, making 24 saves in a 3-5 loss...registered his first win as a Blackhawks collecting 21 saves in a 6-3 win over SJ on Oct. 7...recorded a 3-2-50 win at COL on Oct. 14, 2005...appeared in his 500th career game at ATL on Dec. 11 making 33 saves in regulation and stopping 3-of-5 shooters in the shootout in a 5-4 win...recorded a season-high 44 saves in a 3-2 OT win vs STL on March 29...made 39 saves in a 3-2 OT win at DET on March 31...won the Blackhawks' last game of the season (3-2 OT) vs STL April 18, making 30 saves...started a team-high 50 games in net for the Blackhawks...missed 10 games with a pulled groin and with a sprained knee...faced 4 penalty shots stopped 3-of-4...**2004-05:** Played a 24 regular season games with Ak Bars Kazan (RUS), compiling a record of 16-5-3 with a 1.65 GAA...played in two playoff games...**2003-04:** His GAA of 2.33 was the best in Tampa Bay Lightning history (min. 30 games) and his save percentage of .910 ranks 3rd all-time...recorded more than 20 wins for the 3rd straight season...finished with the 3rd most wins in a season in franchise history with 28...the 127 goals against is the least he has ever allowed in a season in which he's played more than 26 games...surpassed Daren Puppa for most consecutive wins in Lightning history with 7 and with career wins with the Lightning with 78, in making 30 saves Mar. 5 vs NYL...recorded the 35th shutout of his career, making 16 saves Mar. 1 at COL...set a new Lightning record for career shutouts (13) Nov. 23 at CAR with a 3-5 performance...surpassed Daren Puppa Mar. 5 vs NYL for most wins all-time...was named NHL Defensive Player of the Week for the week beginning Mar. 1 after posting a 4-0 record with a 1.99 GAA...was named the NHL's Defensive Player of the Month for October...Khabibulin was undefeated in the month and allowed 2 goals or fewer in all of his October starts...he posted a record of 5-0-1 with a 1.63 GAA and a .940 SV% in the month...**2002-03:** Set Lightning franchise record for wins in a season (30)...voted in as a starter for the 2003 NHL All-Star Game (4th All-Star appearance, 1st All-Star start)...finished the season ranked tied for 6th in the NHL in games played in goal (65), 8th in minutes (3,787), and 11th in wins...named NHL Player of the Month for the month of March (7-0-3, 1.27 GAA, .953 SV%)...named NHL Player of the Week twice (4 career POW honors): for the week ending Nov. 17 (3-0-0, 1.63 GAA, .950 SV%) and for the week ending Mar. 3 (3-0-0, 0.67 GAA, .978 SV%)...opened season with then-career-long 9-game unbeaten streak (7-0-2)...recorded a personal- and franchise-record 16-game unbeaten streak (12-0-4, 1.23 GAA, .954 SV%) from Feb. 15 - Apr. 2...appeared in 10 of 11 playoff games, posting a 5-5 record with a 2.42 GAA and .913 SV%...set or tied 11 franchise playoff goaltending records, including wins in a season...made franchise shutout streak in a season (114-10), lowest GAA in a season, most saves in a season (273) and best SV% in a season...made franchise playoff record 61 saves on 62 shots in Game 6 of WSH as Lightning clinched series in 3OT on Apr. 20...**2001-02:** Tied for 2nd in NHL in shutouts (7) and ranked 4th in saves (1,761), 5th in games played (70) and tied for 5th in save percentage (.920)...set team single season records for goals against average (2.36), save percentage, shutouts, saves and games played in goal...stopped 20 of 20 shots in the 3rd period to earn the win for the World Team at the 2002 NHL All-Star Game (3rd All-Star appearance)...won a Bronze Medal with Team Russia at the 2002 Winter Olympics...named the Top Goaltender of Olympic Games by the IHF Tournament Directorate...NHL Player of the Week for the week ending Nov. 5 (3-0-0, 0.67 GAA, .980 SV%, 2 SHO)...**2000-01:** Appeared in 2 games with TB, posting a 1-1-0 record with a 2.93 GAA and a .913 SV%...made Lightning debut Mar. 30 with 32 saves in a 4-2 win at FLA...**1999-00:** Appeared in 33 games with Long Beach (HL), posting a 21-11-1 record with a 1.83 GAA...**1998-99:** Finished 3rd in NHL in shutouts (8), tied for 4th in SV% (.923) and 5th in wins (32)...set franchise record for career shutouts with 21 (Essenza had 14)...earned his 100th career NHL win Nov. 20 at SJ...played for the World All-Stars at the NHL All-Star Game on Jan. 24 in TB (15 shots against, 14 saves)...**1997-98:** Ranked 6th in the NHL in Wins (30) and 8th in Shutouts (4)...appeared in his 1st NHL All-Star Game on Jan. 18 in Vancouver (stopped 11 of 13 shots)...played in 3 playoff games vs DET posting a 2-1 record...**1996-97:** Played 2 games for Russia in the 1996 World Cup...set career highs in GP (72) and Minutes (4091)...named NHL Player of the Week for week ending Mar. 9 (posted 3 consecutive shutouts on the road)...set a franchise record for longest shutout sequence Mar. 2-10, 204:13...collected 1st career playoff shutout, stopping 32 shots in Game 4 vs ANA on Apr. 22...**1995-96:** Won the Winnipeg Jets' MVP award...played in his 1st career playoff game Apr. 17 at DET...recorded 1st shutout win (4-1) in Game 3 at DET on Apr. 21...**1994-95:** Appeared in 26 games as a rookie, posting an 8-9-4 record...played his 1st NHL game Jan. 21 vs ANA (4-3 loss)...recorded 1st NHL win Feb. 6 at CGY...selected as the Jets' Rookie of the Year...**1993-94:** Started in all 46 games for CSKA (CIS League)...posted 5 shutouts and had a GAA of 2.65...**1992-93:** Appeared in 13 games, posting a GAA of 3.29...also played 6 games for the CIS in the 1993 World Junior Championships...**1991-92:** Played in only 2 games in his 1st season with CSKA, posting a 3-52 GAA...also played in six games for the CIS in the 1992 World Junior Championship stopping a 6-0-0 record with a 1.45 GAA and 2 shutouts...won a Gold Medal at the 1992 Winter Olympics as the 3rd goaltender on the Unified Team.

# KHABIBULIN VS NHL

	GP	MINS	GAA	SO	SHO	W	L	TOT	PTS%	GAA	SV%
Anaheim	34	1892	86	923	2	12	17	3	.422	2.73	.907
Boston	20	1161	58	563	0	6	10	3	.395	3.00	.897
Buffalo	17	1028	39	462	1	5	9	3	.822	2.28	.916
Calgary	41	2392	98	1236	1	23	12	4	.641	2.46	.921
Carolina	19	1113	44	552	3	7	7	5	.500	2.37	.920
Chicago	27	1507	62	805	3	15	9	1	.620	2.47	.923
Colorado	36	2124	101	1057	1	14	18	4	.444	2.85	.904
Columbus	23	1400	74	664	2	9	9	5	.500	3.17	.889
Dallas	40	2312	107	1077	2	17	20	3	.463	2.78	.901
Detroit	53	2981	164	1687	3	16	27	6	.388	3.30	.963
Edmonton	31	1697	75	801	2	12	13	3	.537	2.65	.906
Florida	22	1310	53	608	1	12	4	6	.682	2.43	.913
Los Angeles	34	1961	80	924	7	20	12	2	.618	2.45	.913
Minnesota	24	1406	60	619	1	6	13	5	.354	3.56	.903
Montreal	20	1118	48	501	0	8	7	4	.526	2.58	.904
NY Islanders	18	935	60	454	0	5	11	0	.313	3.85	.868
NY Rangers	23	1362	57	645	3	10	11	2	.478	2.51	.912
Nashville	28	1607	72	706	0	14	13	3	.554	2.75	.898
New Jersey	16	926	31	471	1	9	3	3	.688	2.01	.934
Ottawa	19	1063	61	556	1	6	10	2	.389	3.44	.890
Philadelphia	16	934	42	472	0	6	10	0	.375	2.70	.911
Phoenix	14	848	27	391	2	9	4	1	.679	1.91	.931
Pittsburgh	18	1008	46	429	1	7	7	4	.500	2.74	.893
San Jose	35	2063	86	1014	1	12	14	4	.576	2.50	.915
St. Louis	45	2510	115	1285	0	21	16	4	.561	2.75	.911
Tampa Bay	8	488	15	199	4	4	3	1	.563	1.84	.925
Toronto	32	1864	84	956	4	13	14	5	.484	2.70	.912
Vancouver	33	1794	103	922	1	8	20	3	.306	3.44	.888
Washington	23	1169	43	500	1	9	7	3	.553	2.21	.914
Winnipeg	14	820	37	400	0	4	7	2	.615	2.71	.908
	783	4079	2028	21878	45	328	328	95	500	2.72	.907

# NHL SHOOTOUT RECORD:

13-24 (Stopped 84 of 136, .618)

# NHL PENALTY SHOTS:

Stopped 16 of 21 Last: 04/06/2011  
EDM 1 at CGY 6, Tanguay, Alex - No goal

# NHL HIGHLIGHTS

## FIRSTS

First GP	01/21/1995	WPG 3 vs ANA 4
First Win	02/06/1995	WPG 5 vs CGY 4
First Shutout	11/26/1995	WPG 4 vs EDM 0

## MOSTS

Shots Faced	(1X)	04/05/2007
Saves	56 (1X)	04/05/2007
GA	8 (1X)	11/14/2010
Career Shutouts	45	11/03/2011

## MOST RECENTLY

CHI 3 vs DET 2	04/05/2007
CHI 3 vs DET 2	04/05/2007
EDM 2 vs NYR 8	11/14/2010
EDM 3 at LA 0	11/03/2011

# LONGEST PERSONAL RECORDS


Longest Win Streak	8 (1X)	02/23/2004
Streak W/OUT Reg Loss	16 (1X)	02/15/2003
Longest Losing Streak	14 (1X)	04/02/2003 (12-0-4)
Longest Winless Streak	14 (1X)	12/21/2010 (10-14-0)
Longest shutout sequence	204:13	03/02/1997-03/10/1997



# 93

## RYAN NUGENT-HOPKINS

CENTRE



### REGULAR SEASON

### PLAYOFFS

SEASON	TEAM	LEAGUE	GP	G	A	PTS	PIM	GP	G	A	PTS	PIM
2008-09	Red Deer	WHL	5	2	4	6	0	-	-	-	-	-
2009-10	Red Deer	WHL	67	24	41	65	28	4	0	2	2	0
2010-11	Red Deer	WHL	69	31	75	106	51	9	4	7	11	6
2011-12	EDMONTON	NHL	62	18	34	52	16	-	-	-	-	-
	<b>WHL TOTALS</b>		<b>141</b>	<b>57</b>	<b>120</b>	<b>177</b>	<b>70</b>	<b>13</b>	<b>4</b>	<b>9</b>	<b>13</b>	<b>6</b>
	<b>NHL TOTALS</b>		<b>62</b>	<b>18</b>	<b>34</b>	<b>52</b>	<b>16</b>	<b>-</b>	<b>-</b>	<b>-</b>	<b>-</b>	<b>-</b>







## RYAN NUGENT-HOPKINS CAREER HIGHLIGHTS

**HOW ACQUIRED:** Edmonton's 1st choice, 1st overall, in the 2011 NHL Entry Draft.

**2011-12 HIGHLIGHTS:** Finished the season appearing in 62 games with 52 points (18G, 34A) and 16 PIM...was T-1st in NHL rookie scoring...led all rookies in PPG with 0.84...was named to 2011-12 NHL Rookie Team...3rd on team scoring, 2nd in team assists... had 11 multi-point games...played in his 1st career NHL game and scored his 1st career NHL goal (GTG) on Oct. 9 vs PIT...had a hat trick on Oct. 15 vs VAN (fastest EDM rookie to record a hat trick)...recorded a goal and assist on Oct. 22 vs NYR...collected 2 assists on Oct. 30 vs STL...named NHL Rookie of the Month for October and November (16 pts in NOV)...only one of 3 Oilers to do so; others were Kurri and Anderson...posted 5 assists on Nov. 19 vs CHI (1st rookie since John Tavares to record 5 points and 1st 18-year-old in NHL history to record 5 assists)...left game on Jan. 2 @ CHI with injury...returned to action on Feb. 4 vs DET and scored shootout winner...left game on Feb. 6 @ TOR with shoulder injury...returned to action Feb. 25 vs PHX and scored a goal...had a goal (GWG) and assist on Mar. 14 vs CBJ...had 2 assists on Mar. 25 @ CBJ

**CAREER HIGHLIGHTS: 2010-11:** Appeared in 69 games with the Red Deer Rebels collecting 106 points (31G, 75A) and 51 PIM... in nine playoff games he had 11 points (4G, 7A)...was named to WHL East First All-Star Team...led his team in assists and points...was T-3rd in the WHL in points and was 1st in the league in assists...**2009-10:** Appeared in 67 games with the Rebels in the WHL where he had 65 points (24G,41A)...finished T-4th in WHL Rookie points...was named the Rookie of the Year in the WHL...

**INTERNATIONAL:** Represented Team Canada at the 2010 Ivan Hlinka Memorial Tournament in which he served as an alternate captain on the team, and scored the game winning goal in the gold medal game against the United States. Nugent-Hopkins finished the tournament as Canada's leading scorer with five goals and two assists in five games.

## NUGENT-HOPKINS VS NHL

OPPONENT	GP	G	A	PTS	PIM
Anaheim	3	0	3	3	0
Boston	1	1	0	1	0
Calgary	4	3	0	3	0
Carolina	1	1	0	1	0
Chicago	3	0	6	6	0
Colorado	4	0	3	3	0
Columbus	3	1	4	5	0
Dallas	3	1	0	1	0
Detroit	3	0	1	1	0
Florida	1	0	1	1	0
Los Angeles	3	0	1	1	4
Minnesota	6	3	1	4	4
Montreal	2	0	1	1	0
Nashville	4	0	4	4	0
NY Islanders	1	0	0	0	0
NY Rangers	1	1	1	2	0
Ottawa	1	0	0	0	0
Phoenix	4	2	1	3	0
Pittsburgh	1	1	0	1	2
St. Louis	2	1	2	3	2
San Jose	3	0	0	0	0
Tampa Bay	1	0	1	1	0
Toronto	1	0	0	0	0
Vancouver	4	3	2	5	4
Washington	1	0	1	1	0
Winnipeg	1	0	1	1	0
<b>TOTAL</b>	<b>62</b>	<b>18</b>	<b>34</b>	<b>52</b>	<b>16</b>

## NHL HIGHLIGHTS

### FIRSTS

First GP	10/09/2011	EDM 2 vs PIT 1
First Goal	10/09/2011	EDM 2 vs PIT 1
First Goal versus		Johnson, Brent at 15:05 of period 3
First Asst	10/17/2011	EDM 3 vs NSH 1

### MOSTS

Goals	3 (1X)	10/15/2011 EDM 3 vs VAN 4
Assists	5 (1X)	11/19/2011 EDM 9 vs CHI 2
Points	5 (1X)	11/19/2011 EDM 9 vs CHI 2 (OG-5A)
SOG	6 (3X)	03/16/2012 EDM 3 vs CGY 1
PIM	4 (1X)	04/07/2012 EDM 0 at VAN 3
Hat Tricks	1	10/15/2011 EDM 3 vs VAN 4 (3G)
Multi-Pt Games	11	03/25/2012 EDM 6 at CBJ 3 (OG-2A)

### MOST RECENTLY


### LONGEST PERSONAL STREAKS

Goals	2 (2X)	03/14/2012- 03/16/2012 (3G)
Assists	3 (3X)	03/22/2012- 03/25/2012 (4A)
Pts	6 (1X)	11/28/2011- 12/09/2011 (3G-5A)

# 91

## MAGNUS PAAJARVI

LEFT WING



### REGULAR SEASON

### PLAYOFFS

SEASON	TEAM	LEAGUE	GP	G	A	PTS	PIM	GP	G	A	PTS	PIM
2006-07	Malmö	J20	20	4	2	6	6	4	0	1	1	0
2007-08	Timrå IK	J20	18	7	15	22	6	-	-	-	-	-
2007-08	Timrå IK	SEL	35	1	2	3	2	11	0	0	0	2
2008-09	Timrå IK	SEL	50	7	10	17	4	-	-	-	-	-
2009-10	Timrå IK	SEL	49	12	17	29	6	5	0	1	1	2
2010-11	EDMONTON	NHL	80	15	19	34	16	-	-	-	-	-
2011-12	Oklahoma City	AHL	34	7	18	25	4	-	-	-	-	-
	EDMONTON	NHL	41	2	6	8	4	-	-	-	-	-
	<b>J20 TOTALS</b>		<b>38</b>	<b>11</b>	<b>17</b>	<b>28</b>	<b>12</b>	<b>4</b>	<b>0</b>	<b>1</b>	<b>1</b>	<b>0</b>
	<b>SWEDEN TOTALS</b>		<b>134</b>	<b>20</b>	<b>29</b>	<b>49</b>	<b>12</b>	<b>16</b>	<b>0</b>	<b>1</b>	<b>1</b>	<b>4</b>
	<b>AHL TOTALS</b>		<b>34</b>	<b>7</b>	<b>18</b>	<b>25</b>	<b>4</b>	-	-	-	-	-
	<b>NHL TOTALS</b>		<b>121</b>	<b>17</b>	<b>25</b>	<b>42</b>	<b>20</b>	-	-	-	-	-





## MAGNUS PAAJARVI CAREER HIGHLIGHTS

**HOW ACQUIRED:** Edmonton's 1st choice, 10th overall, in 2009 NHL Entry Draft.

**2011-12 HIGHLIGHTS:** Appeared in 41 games with the Oilers recording eight points (2G, 6A), and four PIM...also appeared in 34 games with OKC collecting 25 points (7G, 18A)...collected his 1st point of the season on Nov. 5 @ PHX...had an assist on Dec. 2 vs CBJ...had an assist on Dec. 7 vs CAR...assigned to OKC on Dec. 16...recalled on Jan. 9...assigned to OKC on Jan. 25...recalled on Feb. 7...had an assist in 1st game back on Feb. 8 @ DET...had his 1st goal on the year on Feb. 11 @ OTT...also had an assist in that game...assigned to OKC on Mar. 1

**CAREER HIGHLIGHTS: 2010-11:** Appeared in 80 games with the Oilers recording 34 points (15G, 19A), -13 and 16 PIM...finished 14th in rookie scoring...played in his first NHL game being held scoreless with 2 PIM and 15:53 ice time...collected his 1st NHL goal and assist on Oct. 16 @ CGY...scored a goal and assist (all points have come against CGY this season) on Oct. 26 @ CGY...posted 2 assists and was +3 on Oct. 29 @ CHI...had an assist and was +2 on Dec. 1 @ MTL...had an assist and was +2 on Dec. 2 @ TOR...extended point streak to four games (4A) with assist on Dec. 7 vs. ANA...had a 5-game point streak (6 points) with a goal and assist on Dec. 10 vs TB...posted a goal and assist and was +2 on Dec. 16 vs CBJ...posted 2 goals on 2 shots on Feb. 5 @ CBJ...had a goal and 6 shots on goal on Mar. 26 vs CGY...**2009-10:** Played in 49 games with Timra IK in the Swedish Elite League collecting 29 points (12G,17A)...was 3rd in team scoring...was a teammate of Oiler prospect Anton Lander...nominated for Elitserien Rookie of the Year...**2008-09:** Finished the season with 17 points (7G,10A) in 50 games in his second season with Timra IK...finished 9th in team scoring just behind his older brother, Bjorn...**2007-08:** played in his 1st season in the SEL scoring one goal and two assists in 35 games...made his debut on September 24 at age 16 (5 months, 12 days), becoming the fourth youngest player in Elitserien's history...during the game he recorded an assist on Timrå's 1-0 goal in the first period of play...his first goal was a game winning 1-0 goal against HV71 on February 16, 2008, assisted by linemate Anton Lander...**INTERNATIONAL:** was a member of Team Sweden in the 2008 World Junior Ice Hockey Championships in Pardubice and Liberec, Czech Republic...at sixteen years and eight months old he became the youngest player ever to play for Sweden during a World Junior Hockey Championship...during the tournament he scored one goal and helped Sweden to the finals when assisting Mikael Backlund on Sweden's overtime game winning goal against Russia in the semifinal...played with Sweden in the 2010 World Championship in Germany...was a member of the 2009 silver medal-winning Swedish team at the World Junior Championship in Ottawa...won bronze with Team Sweden at the 2010 World Junior Championship in Saskatchewan.

## PAAJARVI VS NHL

OPPONENT	GP	G	A	PTS	PIM
Anaheim	5	1	1	2	0
Boston	1	0	0	0	0
Buffalo	1	0	0	0	0
Calgary	9	4	2	6	4
Carolina	2	0	1	1	0
Chicago	6	0	2	2	0
Colorado	10	0	4	4	0
Columbus	6	3	3	6	0
Dallas	4	0	1	1	0
Detroit	6	0	1	1	2
Florida	1	0	0	0	0
Los Angeles	6	1	1	2	0
Minnesota	9	1	1	2	2
Montreal	2	0	1	1	0
Nashville	7	0	0	0	0
New Jersey	2	0	0	0	0
NY Islanders	1	0	0	0	0
NY Rangers	1	0	0	0	0
Ottawa	4	1	1	2	2
Philadelphia	2	0	0	0	0
Phoenix	6	1	2	3	0
Pittsburgh	2	0	0	0	0
St. Louis	6	0	1	1	2
San Jose	5	0	1	1	0
Tampa Bay	1	1	1	2	0
Toronto	3	0	1	1	4
Vancouver	10	3	0	3	2
Washington	2	0	0	0	2
Winnipeg	1	1	0	1	0
<b>TOTAL</b>	<b>121</b>	<b>17</b>	<b>25</b>	<b>42</b>	<b>20</b>

## NHL HIGHLIGHTS

### FIRSTS

First GP	10/07/2010	EDM 4 vs CGY 0
First Assist	10/16/2010	EDM 3 @ CGY 5
First Goal	10/16/2010	EDM 3 @ CGY 5

### MOSTS

Goals	2 (1X)	02/05/2011 EDM 3 @ CBJ 4
Assists	2 (1X)	10/29/2010 EDM 7 @ CHI 4
Points	2 (7X)	02/11/2012 EDM 4 @ OTT 3 (1G, 1A)
SOG	8 (2X)	03/19/2011 EDM 2 vs COL 3 (SO)
PIM	2 (10X)	02/15/12 EDM vs. TOR
Hat Tricks	—	—
Multi-Pt Games	7	02/11/2012 EDM 4 @ OTT 3 (1G, 1A)

### MOST RECENTLY


### LONGEST PERSONAL STREAKS

Goals	3	04/02/2011- 04/06/2011 (3G)
Assists	5	12/01/2010- 12/10/2010 (5A)
Pts	6	12/01/2010- 12/10/2010 (1G, 5A)

# 24

## THEO PECKHAM

DEFENCE



### REGULAR SEASON

### PLAYOFFS

SEASON	TEAM	LEAGUE	GP	G	A	PTS	PIM	GP	G	A	PTS	PIM
2004-05	Owen Sound	OHL	61	1	9	10	209	8	0	0	0	8
2005-06	Owen Sound	OHL	67	6	9	15	236	11	1	6	7	32
2006-07	Owen Sound	OHL	53	10	25	35	173	4	0	1	1	0
2007-08	EDMONTON	NHL	1	0	0	0	2	-	-	-	-	-
	Springfield	AHL	59	6	7	13	174	-	-	-	-	-
2008-09	Springfield	AHL	47	6	13	19	107	-	-	-	-	-
	EDMONTON	NHL	15	0	0	0	59	-	-	-	-	-
2009-10	Springfield	AHL	37	0	6	6	106	-	-	-	-	-
	EDMONTON	NHL	15	0	1	1	43	-	-	-	-	-
2010-11	EDMONTON	NHL	71	3	10	13	198	-	-	-	-	-
2011-12	EDMONTON	NHL	54	1	2	3	80	-	-	-	-	-
	<b>OHL TOTALS</b>		<b>181</b>	<b>17</b>	<b>43</b>	<b>60</b>	<b>618</b>	<b>23</b>	<b>1</b>	<b>7</b>	<b>8</b>	<b>40</b>
	<b>AHL TOTALS</b>		<b>143</b>	<b>12</b>	<b>26</b>	<b>38</b>	<b>387</b>	-	-	-	-	-
	<b>OILERS/NHL TOTALS</b>		<b>156</b>	<b>4</b>	<b>13</b>	<b>17</b>	<b>382</b>	-	-	-	-	-





## THEO PECKHAM CAREER HIGHLIGHTS

**HOW ACQUIRED:** Drafted by Edmonton (3rd round), 75th overall, in the 2006 NHL Entry Draft

**2011-12 HIGHLIGHTS:** Appeared in 54 games with the Oilers collecting a goal and two assists, and 80 PIM...scored his 1st goal of the season on Nov. 5 @ PHX...was a team high +5 on Nov. 19 vs CHI...had career-high 8 blocked shots on Nov. 30 vs MIN

**CAREER HIGHLIGHTS: 2010-11:** Appeared in 71 games with the Oilers collecting three goals and 10 assists, -5 and 198 PIM.. finished the season 3rd in the NHL in PIM...was a +2 and had fighting major (vs. T.Jackman) on Oct. 7 vs CGY...had an assist and was named 3rd star on Oct. 10 vs FLA...posted an assist and was +1 on Oct. 26 @ CGY...scored his first career NHL goal on Nov. 11 @ DET...led team with 6 hits in 20:12 of ice time on Nov. 19 vs. PHX...was +2, had 6 hits and was 3rd star on Nov. 25 vs COL...scored his 2nd goal of the season on Jan. 4 vs. DET...had 6 hits and was +2 on Feb. 7 @ NSH...had an assist, +2 and 4 blocked shots on Feb. 17 vs MTL...had an assist and was +3 on Mar. 26 vs CGY...**2009-10:** Appeared in 15 games with the Oilers collecting one assist, -8 and 43 PIM...had six assists and 106 PIM in 37 games in the AHL...called up Oct. 23 from Springfield...had one assist and 23 PIM in 5 GP in the AHL...recalled Mar. 1 from Springfield...recorded his 1st career NHL point (assist on Gilbert Brule's goal) and had team high 6 hits on Mar. 2 @ NAS...had team high 7 hits on Mar. 11 @ MTL...was a force with 7 blocked shots, 6 hits and 20:02 of ice time on Mar. 19 vs. DET...missed last 10 games due to shoulder injury...**2008-09:** Appeared in 15 games with Edmonton collecting 59 PIM...also played in 47 games with Springfield scoring 19 points (6G,13A) and 107 PIM...**2007-08:** Played in his first NHL game on March 7, 2008 vs Columbus but was held pointless with 2 PIM...had 13 points with Springfield (6G,7A) in 59 games...**JUNIOR:** Played three seasons with Owen Sound in the OHL...in 181 games he collected 60 points (17G,43A) and 618 PIM...in 2005-06 he set a franchise record for most PIM in single season with 236.

## PECKHAM VS NHL

OPPONENT	GP	G	A	PTS	PIM
Anaheim	6	0	0	0	15
Boston	3	0	1	1	9
Buffalo	2	0	0	0	2
Calgary	14	0	2	2	11
Carolina	2	0	0	0	22
Chicago	7	0	0	0	37
Colorado	10	0	1	1	16
Columbus	10	0	1	1	15
Dallas	7	0	0	0	17
Detroit	7	2	0	2	4
Florida	2	0	1	1	0
Los Angeles	8	0	1	1	20
Minnesota	13	0	1	1	51
Montreal	5	0	1	1	14
Nashville	7	0	2	2	8
New Jersey	3	0	0	0	0
NY Islanders	2	0	0	0	0
NY Rangers	1	0	1	1	27
Ottawa	4	0	0	0	8
Phoenix	7	1	0	1	7
Pittsburgh	2	0	0	0	17
St. Louis	7	1	0	1	19
San Jose	9	0	0	0	14
Tampa Bay	2	0	0	0	4
Toronto	3	0	0	0	24
Vancouver	11	0	0	0	17
Washington	1	0	0	0	2
Winnipeg	1	0	1	1	2
<b>TOTAL</b>	<b>156</b>	<b>4</b>	<b>13</b>	<b>17</b>	<b>382</b>

## NHL HIGHLIGHTS

### FIRSTS

First GP	03/07/2008	EDM 2 at CBJ 1
First Asst	03/02/2010	EDM 3 at NSH 4
First Goal	11/11/2010	EDM 2 at DET 6
First Goal versus		Howard, Jimmy at 18:45 of period 3

### MOSTS

Goals	1 (4X)	11/05/2011 EDM 2 at PHO 4
Assists	1 (13X)	11/25/2011 EDM 5 at MIN 2
Points	1 (17X)	11/25/2011 EDM 5 at MIN 2 (0G-1A)
SOG	3 (1X)	02/22/2011 EDM 1 at MIN 4
PIM	27 (1X)	11/14/2010 EDM 2 at NYR 8
Hat Tricks	0	
Multi-Pt Games	0	

### MOST RECENTLY

### LONGEST PERSONAL STREAKS

Goals	1 (4X)	11/05/2011- 11/05/2011 (1G)
Assists	2 (2X)	02/17/2011- 02/19/2011 (2A)
Pts	2 (2X)	02/17/2011- 02/19/2011 (0G-2A)

# 37

**LENNART PETRELL**

RIGHT WING



**REGULAR SEASON**

**PLAYOFFS**

SEASON	TEAM	LEAGUE	GP	G	A	PTS	PIM	GP	G	A	PTS	PIM
2003-04	HIFK Helsinki Jr.	FNLJR	33	11	17	28	28	10	6	7	13	2
	HIFK Helsinki	FNL	8	0	0	0	2	1	0	0	0	0
	Finland	WJC	5	0	0	0	27	-	-	-	-	-
2004-05	HIFK Helsinki Jr.	FNLJR	12	5	5	10	10	2	0	1	1	0
	HIFK Helsinki	FNL	35	3	2	5	35	4	0	1	1	2
2005-06	HIFK Helsinki	FNL	51	12	8	20	88	10	1	2	3	20
2006-07	HIFK Helsinki	FNL	53	19	11	30	74	5	0	0	0	2
2007-08	HIFK Helsinki	FNL	48	10	17	27	34	7	1	1	2	2
2008-09	HIFK Helsinki	FNL	43	7	13	20	85	2	0	0	0	2
2009-10	HIFK Helsinki	FNL	56	12	12	24	61	6	1	0	1	2
2010-11	HIFK Helsinki	FNL	56	13	22	35	34	13	7	5	12	8
2011-12	EDMONTON	NHL	60	4	5	9	45	-	-	-	-	-
	<b>FNL JR TOTALS</b>		<b>45</b>	<b>16</b>	<b>22</b>	<b>38</b>	<b>38</b>	<b>12</b>	<b>6</b>	<b>8</b>	<b>14</b>	<b>2</b>
	<b>FNL TOTALS</b>		<b>350</b>	<b>76</b>	<b>85</b>	<b>161</b>	<b>411</b>	<b>48</b>	<b>10</b>	<b>9</b>	<b>19</b>	<b>38</b>
	<b>NHL TOTALS</b>		<b>60</b>	<b>4</b>	<b>5</b>	<b>9</b>	<b>45</b>	<b>-</b>	<b>-</b>	<b>-</b>	<b>-</b>	<b>-</b>





## LENNART PETRELL CAREER HIGHLIGHTS

**HOW ACQUIRED:** Signed as a free agent on June 15, 2011

**2011-12 HIGHLIGHTS:** Finished his first NHL season appearing in 60 games with 9 points (4G, 5A) and 45 PIM... had 1 multi-point game...played in his 1st career NHL game on Oct. 13 @ MIN... scored his 1st career point (assist) on Oct. 28 @ COL...scored his 1st NHL goal on Nov. 3 @ LA...assisted on Anton Lander's 1st NHL goal on Nov. 17 vs. OTT...scored a goal on Dec. 3 vs CGY...scored a SHG on Dec. 22 vs MIN...assigned to OKC on Jan. 2/12...recalled on Jan. 22...had a goal and assist as well as 4 hits (named 1st star) on Feb. 27 @ WPG.

**CAREER HIGHLIGHTS: 2010-11:** Played in 56 games with HIFK Helsinki in the FNL...collected 35 points (13G, 22A) and 34 PIM... had 12 points (7G, 5A) in 13 post season games...**2009-10:** In 56 games with HIFK Helsinki he had 24 points (12G, 12A) and 61 PIM...**2008-09:** In 43 games with HIFK Helsinki he recorded 20 points (7G, 13A) and 85 PIM...**2007-08:** Played in 48 games scoring 10 goals and 17 assists for 27 points with 34 PIM...**2006-07:** In 53 games he had 19 goals and 11 assists for 30 points and 74 PIM...**2005-06:** In his first full season with HIFK Helsinki he recorded 20 points (12G, 8A) and 88 PIM in 51 games...he also had a goal and two assists in 10 playoff games...

## PETRELL

### VS NHL

OPPONENT	GP	G	A	PTS	PIM
Anaheim	3	0	0	0	0
Boston	1	0	0	0	0
Calgary	5	1	0	1	0
Carolina	1	0	1	1	2
Chicago	2	0	0	0	0
Colorado	5	0	1	1	0
Columbus	2	0	0	0	0
Dallas	3	0	0	0	0
Detroit	4	0	0	0	19
Los Angeles	3	1	0	1	0
Minnesota	5	1	0	1	15
Montreal	2	0	0	0	2
Nashville	3	0	0	0	0
NY Rangers	1	0	0	0	0
Ottawa	2	0	1	1	0
Philadelphia	1	0	0	0	0
Phoenix	4	0	0	0	5
St. Louis	2	0	0	0	0
San Jose	3	0	0	0	0
Toronto	2	0	1	1	0
Vancouver	4	0	0	0	0
Washington	1	0	0	0	0
Winnipeg	1	1	1	2	2
<b>TOTAL</b>	<b>60</b>	<b>4</b>	<b>5</b>	<b>9</b>	<b>45</b>

## NHL HIGHLIGHTS

### FIRSTS

First GP	10/13/2011	EDM 1 at MIN 2
First Asst	10/28/2011	EDM 3 at COL 1
First Goal	11/03/2011	EDM 3 at LA 0
First Goal versus	Quick, Jonathan	at 17:38 of period 2

### MOSTS

Goals	1 (4X)	02/27/2012 EDM 5 at WPG 3
Assists	1 (5X)	02/27/2012 EDM 5 at WPG 3
Points	2 (1X)	02/27/2012 EDM 5 at WPG 3 (1G-1A)
SOG	4 (1X)	03/02/2012 EDM 1 vs DAL 3
PIM	19 (1X)	11/11/2011 EDM 0 at DET 3
Hat Tricks	0	
Multi-Pt Games	1	02/27/2012 EDM 5 at WPG 3 (1G-1A)

### MOST RECENTLY


### LONGEST PERSONAL STREAKS

Goals	1 (4X)	02/27/2012- 02/27/2012 (1G)
Assists	1 (5X)	02/27/2012- 02/27/2012 (1A)
Pts	2 (1X)	12/03/2011- 12/07/2011 (1G-1A)

# 2

**JEFF PETRY**

DEFENCE



**REGULAR SEASON**

**PLAYOFFS**

SEASON	TEAM	LEAGUE	GP	G	A	PTS	PIM	GP	G	A	PTS	PIM
2005-06	Des Moines	USHL	48	1	14	15	68	11	2	5	7	8
2006-07	Des Moines	USHL	55	18	27	45	71	8	0	6	6	10
2007-08	Michigan State U	CCHA	42	3	21	24	28	-	-	-	-	-
2008-09	Michigan State U	CCHA	38	2	12	14	32	-	-	-	-	-
2009-10	Michigan State U	CCHA	38	4	25	29	26	-	-	-	-	-
2009-10	Springfield	AHL	8	0	3	3	2	-	-	-	-	-
2010-11	Oklahoma City	AHL	41	7	17	24	18	-	-	-	-	-
2010-11	EDMONTON	NHL	35	1	4	5	10	-	-	-	-	-
2011-12	EDMONTON	NHL	73	2	23	25	26	-	-	-	-	-
<b>USHL TOTALS</b>			<b>103</b>	<b>19</b>	<b>41</b>	<b>60</b>	<b>139</b>	<b>19</b>	<b>2</b>	<b>11</b>	<b>13</b>	<b>18</b>
<b>COLLEGIATE TOTALS</b>			<b>118</b>	<b>9</b>	<b>58</b>	<b>67</b>	<b>86</b>	-	-	-	-	-
<b>AHL TOTALS</b>			<b>49</b>	<b>7</b>	<b>20</b>	<b>27</b>	<b>20</b>	-	-	-	-	-
<b>NHL TOTALS</b>			<b>108</b>	<b>3</b>	<b>27</b>	<b>30</b>	<b>36</b>	-	-	-	-	-







## JEFF PETRY CAREER HIGHLIGHTS

**HOW ACQUIRED:** Edmonton's 1st choice (2nd round), 45th overall, in 2006 NHL Entry Draft.

**2011-12 HIGHLIGHTS:** Appeared in 73 games with the Oilers recording 25 points (2G, 23A), and 26 PIM...finished 1st in team defence scoring...had three multi-point games...collected his 1st point (assist) on Oct. 30 vs STL...played a career high 28:43 on Nov. 17 vs OTT...posted 3 assists(career high) and a team-high +5 on Nov. 19 vs CHI...scored 1st goal of season on Nov. 22 @ NSH...has two assists on Dec. 2 vs CBJ...had a goal and assist on Feb. 6 @ TOR...had 2 assists and was +2 on Mar. 20 @ NSH...had an assist, +2, led the team with 24:04 TOI, and 7 blocked shots on Apr. 5 vs ANA

**CAREER HIGHLIGHTS: 2010-11:** Appeared in 35 games with the Oilers scoring his 1st NHL goal and adding four assists...also appeared in 41 games for OKC collecting 24 points (7G, 17A)...**2009-10:** Led all Spartans defensemen in scoring with 29 points in 38 games. Made his AHL debut with Springfield on 3-26-10 at Lowell. In eight games he had three assists...**COLLEGE HIGHLIGHTS:** In 118 games with Michigan State University he had 67 points (9G, 58A) and 86 PIM...

## PETRY VS NHL

OPPONENT	GP	G	A	PTS	PIM
Anaheim	5	0	1	1	4
Boston	1	0	0	0	2
Buffalo	2	0	2	2	0
Calgary	7	0	3	3	4
Carolina	1	0	0	0	0
Chicago	5	0	4	4	0
Colorado	8	0	1	1	6
Columbus	5	0	2	2	0
Dallas	7	1	0	1	2
Detroit	6	0	1	1	0
Florida	1	0	0	0	0
Los Angeles	6	0	2	2	0
Minnesota	8	0	0	0	0
Montreal	2	0	0	0	0
Nashville	7	1	2	3	6
New Jersey	1	0	0	0	0
NY Islanders	2	0	0	0	0
Ottawa	3	0	1	1	0
Philadelphia	1	0	0	0	0
Phoenix	6	0	2	2	2
Pittsburgh	2	0	0	0	4
St. Louis	6	0	1	1	0
San Jose	5	0	2	2	2
Tampa Bay	1	0	0	0	2
Toronto Maple	2	1	1	2	0
Vancouver	7	0	2	2	2
Winnipeg	1	0	0	0	0
<b>TOTAL</b>	<b>108</b>	<b>3</b>	<b>27</b>	<b>30</b>	<b>36</b>

## NHL HIGHLIGHTS

### FIRSTS

First GP	12/28/2010	EDM 2 vs BUF 4
First Asst	12/28/2010	EDM 2 vs BUF 4
First Goal	01/20/2011	EDM 2 vs DAL 4
First Goal versus		Lehtonen, Kari at 18:52 of period 2

### MOSTS

Goals	1 (3X)	02/06/2012 EDM 3 at TOR 6
Assists	3 (1X)	11/19/2011 EDM 9 vs CHI 2
Points	3 (1X)	11/19/2011 EDM 9 vs CHI 2 (OG-3A)
SOG	5 (1X)	02/11/2012 EDM 4 at OTT 3
PIM	2 (18X)	03/22/2012 EDM 2 at TB 3
Hat Tricks	0	
Multi-Pt Games	4	03/20/2012 EDM 6 at NSH 3 (OG-2A)

### MOST RECENTLY


### LONGEST PERSONAL STREAKS

Goals	1 (3X)	02/06/2012- 02/06/2012 (1G)
Assists	3 (2X)	03/16/2012- 03/20/2012 (4A)
Pts	(2X)	03/16/2012- 03/20/2012 (OG-4A)

# 44

## COREY POTTER

DEFENCE



### REGULAR SEASON

### PLAYOFFS

SEASON	TEAM	LEAGUE	GP	G	A	PTS	PIM	GP	G	A	PTS	PIM
2002-03	Michigan State	CCHA	35	4	4	8	30	-	-	-	-	-
2003-04	Michigan State	CCHA	38	0	8	8	63	-	-	-	-	-
2004-05	Michigan State	CCHA	32	0	6	6	73	-	-	-	-	-
2005-06	Michigan State	CCHA	45	4	18	22	117	-	-	-	-	-
2006-07	Charlotte	ECHL	43	6	13	19	56	-	-	-	-	-
	Hartford	AHL	30	2	8	10	21	7	1	4	5	12
2007-08	Hartford	AHL	80	5	27	32	102	5	0	1	1	14
2008-09	Hartford	AHL	67	10	22	32	82	6	1	3	4	23
	N.Y. RANGERS	NHL	5	1	1	2	0	-	-	-	-	-
2009-10	Hartford	AHL	69	4	24	28	54	-	-	-	-	-
	N.Y. RANGERS	NHL	3	0	0	0	2	-	-	-	-	-
2010-11	Wilkes-Barre/Scranton	AHL	75	7	30	37	52	12	2	7	9	10
	PITTSBURGH	NHL	1	0	0	0	0	-	-	-	-	-
2011-12	EDMONTON	NHL	62	4	17	21	24	-	-	-	-	-
	<b>CCHA TOTALS</b>		<b>150</b>	<b>8</b>	<b>36</b>	<b>44</b>	<b>283</b>	-	-	-	-	-
	<b>ECHL TOTALS</b>		<b>43</b>	<b>6</b>	<b>13</b>	<b>19</b>	<b>56</b>	-	-	-	-	-
	<b>AHL TOTALS</b>		<b>321</b>	<b>28</b>	<b>111</b>	<b>139</b>	<b>311</b>	<b>30</b>	<b>4</b>	<b>15</b>	<b>19</b>	<b>59</b>
	<b>NHL TOTALS</b>		<b>71</b>	<b>5</b>	<b>18</b>	<b>23</b>	<b>26</b>	-	-	-	-	-





## COREY POTTER CAREER HIGHLIGHTS

**HOW ACQUIRED:** Signed as a free agent on July 1, 2011.

**2011-12 HIGHLIGHTS:** Finished the season appearing in 62 games with 21 points (4G, 17A) and 24 PIM...was 2nd in team scoring from the blueline...had 2 multi-point games...played in his 1st game as an Oiler on Oct. 15 vs VAN and collected an assist...scored his 1st goal as an Oiler against his former team NYR on Oct. 22...left the game on Nov. 17 vs OTT with ankle injury...played first game since Nov. 17 on Dec. 15 @ PHX...recorded an assist on Dec. 22 vs MIN...had a goal and assist on Dec. 26 @ VAN...had a goal on Feb. 29 vs STL.

**CAREER HIGHLIGHTS: 2010-11:** Played in 75 games with Wilkes-Barre/Scranton in the AHL scoring 7 goals with 30 assists for 37 points...also appeared in one game with Pittsburgh that season...**2009-10:** Played in 69 games with Hartford in the AHL collecting 28 points (4G, 24A) and 54 PIM...appeared in three games with New York collecting 2 PIM...**2008-09:** In 67 games with Hartford he had 32 points (10G, 22A) and 82 PIM...played in 5 games with the NYR scoring his first NHL goal and first NHL assist for 2 points that year...**2007-08:** Played in 80 games with Hartford recording 32 points (5G, 27A)...**2006-07:** In 30 games with Hartford he had 2 goals and 8 assists...also played in 43 games with Charlotte in the ECHL recording 19 points (6G, 13A)...

**COLLEGE:** From 2002-2006 he played in 150 games with Michigan State in the CCHA collecting 44 points (8G, 36A) and 283 PIM.

## POTTER VS NHL

OPPONENT	GP	G	A	PTS	PIM
Anaheim	3	0	0	0	2
Boston	1	0	0	0	2
Buffalo	1	1	0	1	0
Calgary	5	0	2	2	0
Carolina	1	1	0	1	0
Chicago	3	0	2	2	2
Colorado	3	0	0	0	0
Columbus	3	0	0	0	2
Dallas	4	0	1	1	0
Detroit	4	0	0	0	4
Florida	1	0	0	0	0
Los Angeles	3	1	0	1	2
Minnesota	3	0	1	1	0
Montreal	2	0	1	1	0
Nashville	3	0	0	0	2
New Jersey	3	0	2	2	2
NY Islanders	1	0	1	1	0
NY Rangers	1	1	0	1	2
Ottawa	4	0	0	0	0
Philadelphia	1	0	0	0	0
Phoenix	4	0	0	0	0
St. Louis	4	1	1	2	6
San Jose	4	0	0	0	0
Tampa Bay	2	0	0	0	0
Toronto	1	0	0	0	0
Vancouver	4	0	5	5	0
Washington	1	0	2	2	0
Winnipeg	1	0	0	0	0
<b>TOTAL</b>	<b>71</b>	<b>5</b>	<b>18</b>	<b>23</b>	<b>26</b>

## NHL HIGHLIGHTS

### FIRSTS

First GP	12/07/2008	NYR 0 vs CGY 3
First Asst	12/27/2008	NYR 2 vs NJ 4
First Goal	04/02/2009	NYR 2 at CAR 4
First Goal versus		Ward, Cam at 17:30 of period 1

### MOSTS

Goals	1 (5X)	02/29/2012 EDM 2 vs STL 5
Assists	2 (2X)	12/26/2011 EDM 3 at VAN 5
Points	2 (2X)	12/26/2011 EDM 3 at VAN 5 (0G-2A)
SOG	5 (1X)	02/02/2012 EDM 8 vs CHI 4
PIM	4 (1X)	02/04/2012 EDM 5 vs DET 4
Hat Tricks	0	
Multi-Pt Games	2	12/26/2011 EDM 3 at VAN 5 (0G-2A)

### MOST RECENTLY

### LONGEST PERSONAL STREAKS


Goals	1 (5X)	02/29/2012- 02/29/2012 (1G)
Assists	2 (3X)	12/31/2011- 01/02/2012 (2A)
Pts	3 (2X)	12/31/2011- 01/03/2012 (1G-2A)

HT 6'2" WT 185 lbs SHOOTS RIGHT BORN JUL. 6, 1990, KELOWNA, BRITISH COLUMBIA

# 19

## JUSTIN SCHULTZ

DEFENCE



### REGULAR SEASON

### PLAYOFFS

SEASON	TEAM	LEAGUE	GP	G	A	PTS	PIM	GP	G	A	PTS	PIM
2007-08	Westside	BCHL	57	9	31	40	28	11	3	5	8	4
2008-09	Westside	BCHL	48	15	35	50	29	6	1	2	3	2
2009-10	U of Wisconsin	WCHA	43	6	16	22	12	-	-	-	-	-
2010-11	U of Wisconsin	WCHA	41	18	29	47	28	-	-	-	-	-
2011-12	U of Wisconsin	WCHA	37	16	28	44	12	-	-	-	-	-
<b>BCHL TOTALS</b>			<b>105</b>	<b>24</b>	<b>66</b>	<b>90</b>	<b>57</b>	<b>17</b>	<b>4</b>	<b>7</b>	<b>11</b>	<b>6</b>
<b>WCHA TOTALS</b>			<b>131</b>	<b>40</b>	<b>73</b>	<b>113</b>	<b>40</b>	-	-	-	-	-





## JUSTIN SCHULTZ CAREER HIGHLIGHTS

**HOW ACQUIRED:** Signed as an unrestricted free agent on June 30, 2012

**2011-12 HIGHLIGHTS:** Appeared in 37 games with University of Wisconsin collecting 44 points (16G, 28A)...he lead his team in scoring...earned a selection to the 2011-12 All-WCHA First Team as well as being named the WCHA Defensive Player of the Year.... named a Hobey Baker Finalist

**CAREER HIGHLIGHTS: 2010-11:** Schultz was one of the top defenseman in college hockey as a sophomore at the University of Wisconsin. In 41 games for the Badgers he scored 18 goals with 29 assists and was +16 with 28 PMs; scoring 9 of his 18 goals on the power play. Schultz was named the WCHA Defensive Player of the Year and was named to the WCHA and NCAA West First all-star teams... was also named a Hobey Baker Finalist.

## J. SCHULTZ

### VS NHL

OPPONENT	GP	G	A	PTS	PIM
Anaheim	-	-	-	-	-
Atlanta	-	-	-	-	-
Boston	-	-	-	-	-
Buffalo	-	-	-	-	-
Calgary	-	-	-	-	-
Carolina	-	-	-	-	-
Chicago	-	-	-	-	-
Colorado	-	-	-	-	-
Columbus	-	-	-	-	-
Dallas	-	-	-	-	-
Detroit	-	-	-	-	-
Edmonton	-	-	-	-	-
Florida	-	-	-	-	-
Los Angeles	-	-	-	-	-
Minnesota	-	-	-	-	-
Montreal	-	-	-	-	-
Nashville	-	-	-	-	-
New Jersey	-	-	-	-	-
NY Islanders	-	-	-	-	-
NY Rangers	-	-	-	-	-
Ottawa	-	-	-	-	-
Philadelphia	-	-	-	-	-
Phoenix	-	-	-	-	-
Pittsburgh	-	-	-	-	-
San Jose	-	-	-	-	-
St. Louis	-	-	-	-	-
Tampa Bay	-	-	-	-	-
Toronto	-	-	-	-	-
Vancouver	-	-	-	-	-
Washington	-	-	-	-	-

## NHL HIGHLIGHTS

### FIRSTS

First GP	-	-
First Assist	-	-
First Goal	-	-

### MOSTS

		MOST RECENTLY
Goals	-	-
Assists	-	-
Points	-	-
SOG	-	-
PIM	-	-
Hat Tricks	-	-
Multi-Point Games	-	-

### LONGEST PERSONAL STREAKS

Goals	-	-
Assists	-	-
Points	-	-

# 15

## NICK SCHULTZ

DEFENCE



### REGULAR SEASON

### PLAYOFFS

SEASON	TEAM	LEAGUE	GP	G	A	PTS	PIM	GP	G	A	PTS	PIM
1998-99	Prince Albert	WHL	58	5	18	23	37	14	0	7	7	0
1999-00	Prince Albert	WHL	72	11	33	44	38	6	0	3	3	2
2000-01	Cleveland	IHL	4	1	1	2	2	3	0	1	1	0
	Prince Albert	WHL	59	17	30	47	120	-	-	-	-	-
2001-02	MINNESOTA	NHL	52	4	6	10	14	-	-	-	-	-
	Houston	AHL	-	-	-	-	-	14	1	5	6	2
2002-03	MINNESOTA	NHL	75	3	7	10	23	18	0	1	1	10
2003-04	MINNESOTA	NHL	79	6	10	16	12	-	-	-	-	-
2004-05	Kassel	DEL	46	7	15	22	26	-	-	-	-	-
2005-06	MINNESOTA	NHL	79	2	12	14	43	-	-	-	-	-
2006-07	MINNESOTA	NHL	82	2	10	12	42	5	0	1	1	0
2007-08	MINNESOTA	NHL	81	2	13	15	42	1	0	0	0	0
2008-09	MINNESOTA	NHL	79	2	9	11	31	-	-	-	-	-
2009-10	MINNESOTA	NHL	80	1	19	20	43	-	-	-	-	-
2010-11	MINNESOTA	NHL	74	3	14	17	38	-	-	-	-	-
2011-12	MINNESOTA	NHL	62	1	2	3	30	-	-	-	-	-
2011-12	EDMONTON	NHL	20	0	4	4	10	-	-	-	-	-
	<b>WHL TOTALS</b>		<b>189</b>	<b>33</b>	<b>81</b>	<b>114</b>	<b>195</b>	<b>20</b>	<b>0</b>	<b>10</b>	<b>10</b>	<b>2</b>
	<b>IHL TOTALS</b>		<b>4</b>	<b>1</b>	<b>1</b>	<b>2</b>	<b>2</b>	<b>3</b>	<b>0</b>	<b>1</b>	<b>1</b>	<b>0</b>
	<b>AHL TOTALS</b>		<b>-</b>	<b>-</b>	<b>-</b>	<b>-</b>	<b>-</b>	<b>14</b>	<b>1</b>	<b>5</b>	<b>6</b>	<b>2</b>
	<b>NHL TOTALS</b>		<b>763</b>	<b>26</b>	<b>106</b>	<b>132</b>	<b>332</b>	<b>24</b>	<b>0</b>	<b>2</b>	<b>2</b>	<b>10</b>





## NICK SCHULTZ CAREER HIGHLIGHTS

**HOW ACQUIRED:** Acquired by Edmonton from Minnesota in exchange for Tom Gilbert on Feb. 27, 2012

**2011-12 HIGHLIGHTS:** Finished the season appearing in all 82 games (20 with Edmonton) collecting 7 points (1G, 6A) and 40 PIM...was 2nd on team in blocked shots (161)...was ranked first on the Wild's all-time games played list and 5th in games played among NHL defencemen since 2002-03 season...skated in 700th career game and logged season-high 23:31 on Nov. 17 vs. COL...played in his 1st game with Edmonton and had an assist in 19:45 of ice time...collected an assist on Mar. 5 @ ANA

**CAREER HIGHLIGHTS: 2010-11:** Totaled 17 points (3-14=17) and 38 PIM in 74 games... Ranked second on team with 132 blocked shots...Notched 100th career assist and season-high 25:25 of ice time vs. CBJ (3/19)...Recorded season-high three shots vs. COL (2/9)... Talled two assists at DET (11/19) (fourth career two assist game)...Registered first goal of season vs. LA (10/25)...Missed three games with head injury (12/20-12/26), final five games with post concussion symptoms (4/2-4/10)...**2009-10:** Talled career-highs in points (20), assists (19), PIM (43-tied) and shots (83) in 80 games...Finished second on the Wild and T-12th in NHL with 158 blocked shots...Talled two assists at VAN (4/4)...Collected 17th point of season at PHI (3/25) to set new career high...Became first Wild player to skate in 600 games vs. SJ (3/23)...Registered 14th assist of season vs. FLA (3/9) to set new career high...Tied career high with four shots at SJ (1/30)...Notched 100th career point (assist) vs. PIT (1/11)...Tied career-high with two assists vs. CGY (1/6)...Talled an assist in three straight games to tie career high (12/17-12/21)...Recorded lone goal of season and third PPG of career at LA (10/8)...Missed two games with leg injury (4/5, 4/8)...**2008-09:** Notched 11 points (2-9=11) and 31 PIM in 79 games...Scored two goals for fourth straight season...Led team with 152 blocked shots and finished third with 78 hits...Skated to even or better rating in 51-of-79 games...Notched assist, five hits and four blocked shots vs. CGY (4/3)...Recorded game-tying goal with 1:46 remaining vs. COL (3/17)...Registered assist and season-high +3 at ANA (3/8)...Became first Wild player to play in 500 games vs. EDM (2/8)...Tied career high with three-game point streak (1-2=3, 12/19-12/23)...Logged season-high 25:57 in ice time at PIT (11/18)...Missed final three games of season with head injury suffered at DET (4/5)...**2007-08:** Scored 15 points (2-13=15) in 81 games... Led team in blocked shots (147) and finished second in hits (101)...Recorded minus rating just once in final 18 games, going +10 in that span...Named January (second youngest in franchise history) and February team captain...Recorded first goal of season vs. ANA (1/18) ending 116-game streak without goal...Logged season-high 25:38 of ice time and registered four hits vs. COL (3/30)...Missed only second game of career due to injury/illness with flu-like symptoms (later diagnosed as appendicitis) (4/6), snapping streak of 177 consecutive games played...Underwent appendectomy and missed first five games of Western Conference Quarterfinal vs. COL...**2006-07:** Became the first Wild defenseman in franchise history to appear in all 82 games and one of four Wild players to appear in all 82 games...Led team with 141 blocked shots and ranked third on team with 88 hits...Posted a career-high +4 rating in season finale vs. STL (4/7)...Posted an assist in 4-1 Game 4 Western Conference Quarterfinal victory vs. ANA (4/17)...**2005-06:** Notched 12 assists and added two goals for 14 points to go along with a career-high 43 PIM...Led the Wild with 129 blocked shots...Logged a season-high 26:55 TOI at CBJ (10/28)...Talled four assists in five games (1/24-1/31)...Notched a goal and an assist for first multi-point game of the season and second of career vs. COL (3/5)...Picked up then-career-high 12th assist on the Wild's final goal of the season at DAL (4/15)...**2004-05:** Finished sixth on Kassel in scoring with 22 points (7-15=22)...**2003-04:** Recorded a career-high six goals and +12 rating...Added ten assists and 72 shots...Ranked tied for first on the club in plus/minus and ranked second among team defencemen in goals...Posted first career multi-point game with a goal and assist vs. CHI (1/7)...**2002-03:** Ranked first on the team with a +11 rating...Participated in the NHL YoungStars game during All-Star Weekend...Talled his first goal of the season (GWG) vs. ANA (12/31)...Tied for the team playoff lead with a plus/minus rating of +5...Picked up his first career playoff point with an assist in Game 7 Western Conference Semifinal win at VAN (5/8)...**2001-02:** Made NHL debut vs. EDM (10/14)...Posted first career point and assist vs. CAR (10/24)...Scored first NHL goal (GWG) and posted +3 rating vs. FLA (11/29)...Missed one game with shoulder contusion (2/6)...Left Wild to compete with Team Canada in World Junior Championship in Czech Republic (12/14-1/6)...Joined Houston (AHL) at conclusion of NHL season to participate in AHL playoffs...**2000-01:** Made professional hockey debut and skated in four games with Cleveland (IHL)...Served as team captain and registered 47 points (17-30=47) for Prince Albert (WHL)...Ranked third on team in assists, tied for fourth in goals and fifth in total points...Named to WHL's Eastern Conference All-Star team and earned Prince Albert's Player of the Year and MVP awards...**INTERNATIONAL:** Appeared in all nine games as Canada claimed gold medal at the 2007 World Championship...Helped Team Canada to the gold medal at 2004 World Championship, registering one assist and a +2 rating in nine games...Played in seven games for Canada in the 2002 World Junior Championship in the Czech Republic, recorded two assists and helped Team Canada capture the silver medal... Played in all seven games for Team Canada in World Junior Championship in Russia in 2000 and did not score.

## N. SCHULTZ VS NHL

OPPONENT	GP	G	A	PTS	PIM
Anaheim	40	5	4	9	29
Boston	9	0	1	1	4
Buffalo	9	0	1	1	6
Calgary	59	0	11	11	22
Carolina	12	0	2	2	8
Chicago	35	1	3	4	17
Colorado	56	2	9	11	18
Columbus	41	1	4	5	21
Dallas	38	0	4	4	20
Detroit	34	0	8	8	8
Edmonton	60	2	6	8	41
Florida	11	1	2	3	8
Los Angeles	36	4	2	6	18
Montreal	9	0	2	2	4
Nashville	38	1	4	5	6
New Jersey	10	0	3	3	6
NY Islanders	11	0	3	3	2
NY Rangers	10	0	1	1	2
Ottawa	9	0	1	1	2
Philadelphia	11	1	1	2	4
Phoenix	35	2	5	7	14
Pittsburgh	10	0	2	2	6
St. Louis	40	2	5	7	10
San Jose	40	1	7	8	12
Tampa Bay	11	0	1	1	6
Toronto	9	0	0	0	0
Vancouver	62	3	12	15	30
Washington	8	0	1	1	4
Winnipeg	10	0	1	1	4
<b>TOTAL</b>	<b>763</b>	<b>26</b>	<b>106</b>	<b>132</b>	<b>332</b>

## NHL HIGHLIGHTS

### FIRSTS

First GP	10/14/2001	MIN 3 vs EDM 3
First Asst	10/24/2001	MIN 3 vs CAR 7
First Goal	11/29/2001	MIN 6 vs FLA 0
First Goal versus		Luongo, Roberto
		at 5:38 of period 1

### MOSTS

Goals	1 (26X)	02/26/2012 MIN 4 vs SJ 3
Assists	2 (4X)	11/19/2010 MIN 4 at DET 3
Points	2 (6X)	11/19/2010 MIN 4 at DET 3 (OG-2A)
SOG	4 (10X)	12/22/2011 MIN 1 at EDM 4
PIM	8 (1X)	02/07/2012 MIN 1 at CBJ 3
Hat Tricks	0	
Multi-Pt Games	6	11/19/2010 MIN 4 at DET 3 (OG-2A)

### MOST RECENTLY

### LONGEST PERSONAL STREAKS

Goals	1 (26X)	02/26/2012-02/26/2012 (1G)
Assists	3 (3X)	12/18/2010-12/29/2010 (3A)
Pts	3 (5X)	12/18/2010-12/29/2010 (OG-3A)



# 5

## LADISLAV SMID

DEFENCE



### REGULAR SEASON

### PLAYOFFS

SEASON	TEAM	LEAGUE	GP	G	A	PTS	PIM	GP	G	A	PTS	PIM
2002-03	Liberec Bili Tygri HC	Czech	4	0	0	0	0	-	-	-	-	-
2003-04	Liberec Bili Tygri HC	Czech	45	1	1	2	51	-	-	-	-	-
	Czech Republic	WJC-A	6	1	2	3	4	-	-	-	-	-
2004-05	Liberec Bili Tygri HC	Czech	39	1	3	4	14	12	0	0	0	6
	Czech Republic	WJC-A	7	0	2	2	4	-	-	-	-	-
2005-06	Portland Pirates	AHL	71	3	25	28	48	16	0	1	1	16
	Czech Republic	WJC-A	6	1	1	2	0	-	-	-	-	-
2006-07	EDMONTON	NHL	77	3	7	10	37	-	-	-	-	-
	Czech Republic	WC-A	6	0	0	0	31	-	-	-	-	-
2007-08	EDMONTON	NHL	65	0	4	4	58	-	-	-	-	-
	Springfield	AHL	8	1	4	5	15	-	-	-	-	-
2008-09	EDMONTON	NHL	60	0	11	11	57	-	-	-	-	-
2009-10	EDMONTON	NHL	51	1	8	9	39	-	-	-	-	-
2010-11	EDMONTON	NHL	78	0	10	10	85	-	-	-	-	-
2011-12	EDMONTON	NHL	78	5	10	15	44	-	-	-	-	-
<b>CZECH TOTALS</b>			<b>88</b>	<b>2</b>	<b>4</b>	<b>6</b>	<b>65</b>	<b>12</b>	<b>0</b>	<b>0</b>	<b>0</b>	<b>6</b>
<b>WORLD JUNIOR TOTALS</b>			<b>19</b>	<b>2</b>	<b>5</b>	<b>7</b>	<b>8</b>	-	-	-	-	-
<b>WORLD CHAMPIONSHIP TOTALS</b>			<b>6</b>	<b>0</b>	<b>0</b>	<b>0</b>	<b>31</b>	-	-	-	-	-
<b>AHL TOTALS</b>			<b>79</b>	<b>4</b>	<b>29</b>	<b>33</b>	<b>63</b>	<b>16</b>	<b>0</b>	<b>1</b>	<b>1</b>	<b>16</b>
<b>OILERS/NHL TOTALS</b>			<b>409</b>	<b>9</b>	<b>50</b>	<b>59</b>	<b>320</b>	-	-	-	-	-







## LADISLAV SMID CAREER HIGHLIGHTS

**HOW ACQUIRED:** Obtained by Edmonton from Anaheim, along with Joffrey Lupul, a 2007 1st round pick, 2008 second round pick and conditional 2008 first round pick on July 3, 2006 in exchange for Chris Pronger.

**2011-12 HIGHLIGHTS:** Appeared in 78 games recording 15 points (5G, 10A), and 445 PIM...his 5 goals were a career high...had one multi-point game...led the team in blocked shots (184 – 7th in NHL) and hits (186)...led the team in blocked shots with 6 on Oct. 9 vs PIT...had 6 blocked shots on Oct. 28 @ COL...led the team with 5 blocked shots and was named 2nd star on Nov. 3 @ LA...collected his first point (assist) on the year on Nov. 22 @ NSH and was +3...led the team with 4 hits and +3 on Nov. 25 @ MIN...scored 1st goal since Dec. 5/09 on Nov. 26 @ COL...scored 2nd season on Dec. 2 vs CBJ...had an assist on Dec. 3 vs CGY...had an assist on Dec. 22 vs MIN...scored his 3rd goal of season on Dec. 29 @ MIN matching his career high in goals from his rookie year...had an assist on Jan. 7 @ DAL...played a season high 26:14 on Jan. 15 vs LA...had a career high 8 blocked shots and an assist on Jan. 21 vs CGY...recorded an assist, had 6 hits and 5 blocked shots on Feb. 27 @ WPG...had 7 hits on Mar. 5 @ ANA...scored his 4th goal of the season on Mar. 22 @ TB...had a goal and assist and was +3 on Mar. 25 @ CBJ...injured neck on Mar. 30 vs LA

**CAREER HIGHLIGHTS: 2010-11:** Appeared in 78 games recording 10 points (0G, 10A), and 85 PIM...had one multi-point game...posted an assist in season opener on Oct 7 vs CGY...had 2 assists and was +2 on Nov. 2 vs VAN...put on IR on Nov. 16...activated from IR on Nov. 24...posted an assist on Jan. 11 @ DAL...**2009-10:** Appeared in 51 games recording 9 points (1G, 8A), +5 and 39 PIM...had one multi-point game...recorded his first point of the season (assist) on Oct. 6 vs DAL...notched an assist on Oct. 10 vs MTL and led the team with 23:12 of ice-time...was +3 on Oct. 16 vs MIN...was +1 with an assist on Oct. 22 vs CBJ putting him 2nd in the NHL in plus/minus with +10...had an assist and was +3 on Nov. 18 vs COL...had an assist on Nov. 27 vs SJ...scored the game-tying goal and added an assist on Dec. 5 @ DAL...posted an assist (3rd point in last 2 games) on Dec. 7 @ FLA...**2008-09:** Skated in 60 games tallying 11 assists with 57 PIM and a -6 rating...had 2 MA games...registered his 100th career Oilers/NHL PIM at Chicago (Oct. 22)...scored 2 assists at Philadelphia (Nov. 2) for 1st career multiple point game & had game-high 5 hits...missed 7 games (Nov. 6-18) with a mild concussion suffered at CBJ (Nov. 5)...had a career-high three-game scoring streak (0-4-4, Feb. 28-Mar. 5) ended at TOR (Mar. 7)...played in his 200th career Oilers/NHL game at PHX (Mar. 26)...**2007-08:** Scored 0-4-4 with 58 PIM and was -15 in 65 GP...scored points in 4 of 65 GP and was plus or even in 41 of 65 GP...averaged 17:51 minutes of ice time per game...played season-high 24:23 at CGY on Nov. 10...scored assists vs MIN (Oct. 25), vs COL (Nov. 22), at WAS (Jan. 17) & vs CHI (Feb. 6)...played in his 100th career Oilers/NHL game at STL (Dec. 11)...began season with Springfield Falcons, scoring 1-4-5 with 15 PIM & was +3 in 8 GP for Oilers AHL affiliate before being recalled on Oct. 24...led Oilers with season-high four hits and six blocked shots at WAS (Jan. 17)...**2006-07:** Scored 3-7-10 with 37 PIM and was -16 in 77 GP with the Oilers in his first NHL season...was 4th on Oilers in blocked shots (107)...made Oilers/NHL debut in season opener vs CGY (Oct. 5)...registered first career Oilers/NHL PIM with a roughing minor in the season opener vs CGY (Oct. 5)...became the sixth Oilers named to the NHL YoungStars Game on Jan. 13...scored 0-1-1 and was -3 in 12:57 of ice time in the NHL YoungStars Game at Dallas on Jan. 23...scored first career Oilers/NHL goal at CBJ on Feb. 22 vs Fredrik Norrena...also scored goals vs TBL (Mar. 7) & at CGY (Apr. 7)...averaged 19:14 minutes of ice time per game...played career-high 30:03 vs ANA (Nov. 28/06)...two of his seven assists came on game-winning goals – Oct. 12 vs SJ & Oct. 21 vs DET...the assist vs SJ on Oct. 12th came on Ryan Smyth's GWG and was his first career Oilers/NHL assist and point...**2005-06:** Third in scoring among defencemen on Portland Pirates (AHL) with 28 points (3-25-28) in 71 games played...registered two assists in the Pirates 4-1 win at Bridgeport on Oct. 22...scored his first AHL goal on Nov. 25 in the Pirates 5-4 OTL at Providence...scored a goal in the Pirates 7-4 win in Albany on Jan. 20...recorded two assists in the Pirates 6-3 win at Providence on Mar. 19...played in the 2006 World Junior Championships with the Czech National Junior Team in Vancouver, recording a goal and an assist...**2004-05:** After completing his third season with HC Liberec in the Czech Republic, Smid recorded one goal and three assists for four points with 14 penalty minutes in 39 games. He was scoreless in 12 playoff games with 6 penalty minutes...**2003-04:** Played 45 games, registering a goal and an assist for two points with 51 penalty minutes...**2002-03:** Was scoreless in four games with Liberec...**INTERNATIONAL:** Has represented the Czech Republic at the last two world championships...played six games for the Czech Republic at the 2007 World Championship in Moscow & was a member of his national team in 2008, but did not play in any games in Halifax & Quebec City...played for the Czech Republic in three straight World Junior Hockey Championships from 2004 through 2006...helped lead the Czech World Junior team to a bronze medal in 2005, recording two assists in seven games...played six games in the 2004 World Junior Championships, recording a goal and two assists for three points with four penalty minutes.

## SMID VS NHL

OPPONENT	GP	G	A	PTS	PIM
Anaheim	17	0	0	0	20
Boston	5	0	0	0	2
Buffalo	5	0	0	0	0
Calgary	35	1	3	4	27
Carolina	5	0	0	0	2
Chicago	20	0	1	1	13
Colorado	32	1	3	4	23
Columbus	20	3	3	6	10
Dallas	19	1	6	7	14
Detroit	19	0	2	2	12
Florida	6	0	1	1	4
Los Angeles	19	0	0	0	12
Minnesota	34	1	6	7	33
Montreal	8	0	1	1	6
Nashville	22	0	5	8	16
New Jersey	3	0	0	0	6
NY Islanders	5	0	0	0	6
NY Rangers	3	0	0	0	17
Ottawa	8	0	1	1	4
Philadelphia	3	0	3	3	9
Phoenix	19	0	2	1	15
Pittsburgh	4	0	0	0	2
St. Louis	21	0	2	2	19
San Jose	20	0	3	2	8
Tampa Bay	6	2	0	2	0
Toronto Maple	7	0	0	0	0
Vancouver	32	0	5	5	34
Washington	6	0	1	1	2
Winnipeg	6	0	2	2	0
<b>TOTAL</b>	<b>409</b>	<b>9</b>	<b>50</b>	<b>59</b>	<b>276</b>

## NHL HIGHLIGHTS

### FIRSTS

First GP	10/05/2006	EDM 3 vs CGY 1
First Asst	10/12/2006	EDM 6 vs SJ 4
First Goal	02/22/2007	EDM 4 at CBJ 0 (Fredrik Norrena)

### MOSTS

Goals	1 (9X)	03/25/2012 EDM 6 at CBJ 3
Assists	2 (3X)	11/02/2011 EDM 3 vs VAN 4
Points	2 (5X)	03/25/2012 EDM 6 vs CBJ 3
SOG	4 (3X)	02/02/2011 EDM 1 vs LAK 3
PIM	16 (1X)	02/16/2008 EDM 2 at VAN 4
Hat Tricks	0	
Multi-Pt Games	5	03/25/2012 EDM 6 vs CBJ 3 (1G-1A)

### MOST RECENTLY

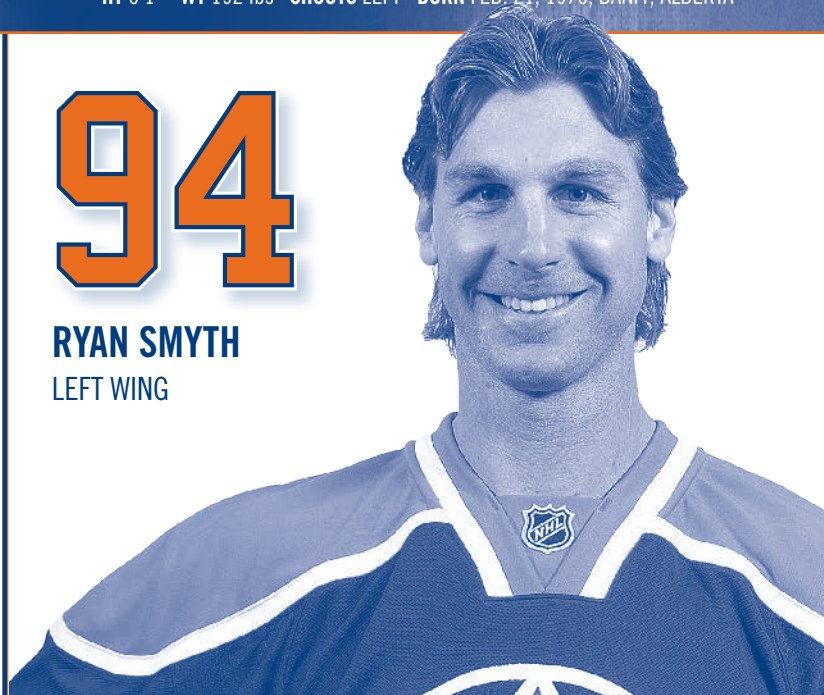
### LONGEST PERSONAL STREAKS

Goals	1 (4X)	12/05/2009 EDM 3 at DAL 2 (1G)
Assists	3 (1X)	02/28/2009- 03/05/2009 (4A)
Pts	3 (1X)	02/28/2009- 03/05/2009 (0G-4A)

94

## RYAN SMYTH

LEFT WING



## REGULAR SEASON

## PLAYOFFS

SEASON	TEAM	LEAGUE	GP	G	A	PTS	PIM	GP	G	A	PTS	PIM
1991-92	Moose Jaw	WHL	2	0	0	0	0	-	-	-	-	-
1992-93	Moose Jaw	WHL	64	19	14	33	59	-	-	-	-	-
1993-94	Moose Jaw	WHL	72	50	55	105	88	-	-	-	-	-
1994-95	Moose Jaw	WHL	50	41	45	86	66	10	6	9	15	22
1994-95	EDMONTON	NHL	3	0	0	0	0	-	-	-	-	-
1995-96	Cape Breton	AHL	9	6	5	11	4	-	-	-	-	-
	EDMONTON	NHL	48	2	9	11	28	-	-	-	-	-
1996-97	EDMONTON	NHL	82	39	22	61	76	12	5	5	10	12
1997-98	EDMONTON	NHL	65	20	13	33	44	12	1	3	4	16
1998-99	EDMONTON	NHL	71	13	18	31	62	3	3	0	3	0
1999-00	EDMONTON	NHL	82	28	26	54	58	5	1	0	1	6
2000-01	EDMONTON	NHL	82	31	39	70	58	6	3	4	7	4
2001-02	EDMONTON	NHL	61	15	35	50	48	-	-	-	-	-
2002-03	EDMONTON	NHL	66	27	34	61	67	6	2	0	2	16
2003-04	EDMONTON	NHL	82	23	36	59	70	-	-	-	-	-
2005-06	EDMONTON	NHL	75	36	30	66	58	24	7	9	16	22
2006-07	EDMONTON	NHL	53	31	22	53	38	-	-	-	-	-
	N.Y. ISLANDERS	NHL	18	5	10	15	14	5	1	3	4	4
2007-08	COLORADO	NHL	55	14	23	37	50	8	2	3	5	2
2008-09	COLORADO	NHL	77	26	33	59	62	-	-	-	-	-
2009-10	LOS ANGELES	NHL	67	22	31	53	42	6	1	1	2	6
2010-11	LOS ANGELES	NHL	82	23	24	47	35	6	2	3	5	0
2011-12	EDMONTON	NHL	82	19	27	46	82	-	-	-	-	-
	<b>WHL TOTALS</b>		<b>188</b>	<b>120</b>	<b>133</b>	<b>253</b>	<b>213</b>	<b>10</b>	<b>6</b>	<b>9</b>	<b>15</b>	<b>22</b>
	<b>AHL TOTALS</b>		<b>9</b>	<b>6</b>	<b>5</b>	<b>11</b>	<b>4</b>	<b>-</b>	<b>-</b>	<b>-</b>	<b>-</b>	<b>-</b>
	<b>NHL TOTALS</b>		<b>1151</b>	<b>374</b>	<b>432</b>	<b>806</b>	<b>892</b>	<b>93</b>	<b>28</b>	<b>31</b>	<b>59</b>	<b>88</b>





# RYAN SMYTH CAREER HIGHLIGHTS

**HOW ACQUIRED:** Edmonton's 1st choice, 6th overall, in the 1994 NHL Entry Draft

**2011-12 HIGHLIGHTS:** Finished the season appearing in all 82 games (the only Oiler to do so) with 46 points (19G, 27A) and 82 PIM... was 5th in team scoring... had 12 multi-point games... scored his 1st goal of the season (and 1st as an Oiler since Feb. 23/07) on Oct. 13 @ MIN... had a goal and assist on Oct. 17 vs NSH... had a goal and two assists and was +2 on Oct. 28 @ COL... had two goals on Oct. 30 vs STL... scored a goal in his 1st game back to LA on Nov. 2... scored twice on Nov. 10 @ BOS... had a six-game point streak with 11 points from Nov. 13-25... recorded an assist on Dec. 29 @ MIN to extend point streak to 3 games... had a goal and assist on Jan. 2 @ CHL... had a goal and assist on Jan. 21 vs CRY... had a goal and assist and was +3 on Feb. 21 @ CGY... recorded his 800th career NHL point (assist) on Feb. 27 @ WPG... had an assist on Mar. 14 vs COL to the Kevin Lowe for 7th in all-time Oilers assists (509)

**CAREER HIGHLIGHTS: 2010-11:** Kings rankings were the following: third in goals, fourth in points, first in PPG (9), fourth in shots (195) and fourth in takeaways (53)... One of six Kings to play in all 82 regular season games (fifth time he played in all 82 regular season games)... Earned 100th point as a King and 150th career PPG April 9, 2011 vs Anaheim... Recorded 400th NHL assist Feb. 26, 2011 at Colorado... Scored 20th goal Feb. 23, 2011 at Anaheim (11th time he's scored 20 goals in season)... Earned 50th career GWG Jan. 8, 2011 vs Columbus... Recorded 800th NHL penalty minute Jan. 6, 2011 vs Nashville... Fifth goals in four-game span (Dec. 29, 2010-Jan. 3, 2011)... Played in 100th game as a King Dec. 23, 2010 vs Edmonton... Played and scored goal in 1,000th NHL game Nov. 6, 2010 vs Nashville (became 257th player in NHL history to play 1,000 games; 17th to play 1,000th game as a King)... Six points (3-3=6) in three-game span (Oct. 12-20)... Three points (2-1=3) Oct. 12, 2010 vs Atlanta (39th career three-point game)... Has 165 career multi-point games (118 three-point games, 39 three-point games, eight four-point games)... **PLAYOFFS:** Tied for club lead in points, second on club in plus-minus (+3)... **2009-10:** Kings Best Newcomer (Markakis Memorial Award)... Five-game assist (6) streak (April 1-10, 2010)... Earned 700th NHL point March 4, 2010 at Nashville... Six-game point streak (3-3=6) March 31-Feb. 11, 2010... Four-game assist (4) streak (Dec. 31, 2009-Jan. 7, 2010)... all goals on the PP... Missed 15 games with upper body injury (Nov. 18-Dec. 17, 2009)... tied for sixth in NHL with 23 points at time of injury... Tied career high with four points (2-2=4) and was plus-4 Nov. 2, 2009 at Phoenix... Earned points (6-9=15) in 10 of first 11 games (Oct. 3-24, 2009)... Three points (1-2=3)... all in second period - Oct. 19, 2009 at Dallas... Three points (2-3=5) Oct. 8, 2009 vs Minnesota... **2008-09:** Tied for first on Colorado in points, PPG (10) and GWG (3)... Led Colorado in assists, second in goals... Reached 20-goal mark for ninth time in career... Was leading Colorado in goals, points and assists prior to suffering fractured hand April 1, 2009 vs Phoenix (missed final five games season)... Led Colorado in shots (257), second-highest total of career (265 with Edmonton in 1996-97)... Led Colorado in scoring in December (5-9=14), January (4-8=12) and February (5-8=13)... Earned 300th NHL goal Jan. 18, 2009 vs Calgary... He and Milan Hejduk reached 300-goal milestone in same game, becoming only the second teammates in NHL history to do so... Tied for 700th NHL point March 11, 2006 at Columbus... Still season toping for Edmonton scoring lead (53 points)... Finished career with Edmonton ranked on the club's all-time Top-10 list in several categories: fifth in games played (770), fifth in goals (265), ninth in assists (284), seventh in points (549), third in PPG (117), fifth in GWG (40), fifth in GTG (7), fourth in shots (2,166) and tied for fifth in hat tricks (5)... Tied career-high with four points (2-2=4) March 17, 2007 at Florida... Scored on penalty shot (third penalty shot goal on four career chances) March 13, 2007 at Montreal... Earned 250th career NHL goal Nov. 30, 2006 vs Colorado... Fifth career hat trick and earned 500th NHL point Oct. 12, 2006 vs San Jose... Hat trick was scored in 2-01, breaking Wayne Gretzky's club record (2:18) for fastest hat trick in Edmonton history... Recorded assist at All-Star Game Jan. 24, 2007 at Dallas (first appearance)... **PLAYOFFS:** Led Islanders in points... 2005-06: Led Edmonton in goals, fourth on club in points... Tied for second in the NHL in shootout attempts (13, 4-for-13)... Tied career-high with eight-game point (5-6=11) streak (March 25-April 7, 2006)... Played in 700th NHL game March 11, 2006 at Columbus... Moved past Paul Coffey into fifth place on Edmonton's all-time goal-scoring list with 210th goal as an Oiler Dec. 1, 2005 vs Vancouver... Tied career-high with five-game goal (6) streak (Oct. 28-Nov. 4, 2005)... Earned 200th NHL goal Oct. 28, 2005 at Dallas... Was 2-for-2 in penalty shots, scoring Nov. 4, 2005 at St. Louis and Dec. 30, 2005 vs Nashville... **PLAYOFFS:** Helped Oilers advance to Stanley Cup Finals before losing to Carolina in Game 7... Fifth on Edmonton in points, tied for second (tied for 10th in NHL) in goals... Same-game point (2-7=9) streak (May 10-21, 2006)... Playoff career-high four points (2-2=4) in Game 5 of CSF at San Jose... **2003-04:** Led Edmonton in goals, assists, points, PPG (8), shots (245) and GWG (6)... Two of six GWG scorers in overtime... Six GWG tied career high... Career-high plus-11... One of two Oilers to play in all 82 games (fourth time he played in all 82 regular season games)... Failed on first career penalty shot March 4, 2004 at St. Louis... Earned 400th career NHL point Jan. 24, 2004 vs Nashville... Appeared in 600th NHL game Jan. 5, 2004 at New Jersey... Earned 200th career NHL assist Nov. 10, 2003 at NY Rangers... **2002-03:** Led Edmonton in goals, points and shots (189)... Tied club lead in PPG (10)... Second on club in assists... Appeared in 500th NHL game and earned 150th NHL goal Oct. 22, 2002 at Colorado... **PLAYOFFS:** Led Edmonton in shots (12)... **2001-02:** Second on Edmonton in assists, third in points, third in PPG (7) and tied for second in GWG (5)... Earned 300th career NHL point March 8, 2002 at Florida... Played in 195 consecutive games from March 28, 1999-Nov. 16, 2001 before being sidelined with a fractured right ankle (missed 21 games)... **2000-01:** Career-high in points and assists, both ranked second on Edmonton... Led Edmonton in points, PPG (11), GWG (6, career high) and shots (245)... Appeared in all 82 regular season games (second straight season third time in career)... Career-high eight-game point (6-8=14) streak (March 13-28, 2001)... Career-high six-game assist (8a) streak (March 14-March 26, 2001)... Recorded two hat tricks (third and fourth of career)... Nov. 14, 2000 vs St. Louis and Jan. 14, 2001 vs Ottawa... Played in 400th NHL game Jan. 18, 2001 at St. Louis... Earned 100th NHL assist Dec. 3, 2000 vs San Jose... Earned 200th NHL point Oct. 27, 2000 at Anaheim... **PLAYOFFS:** Led Edmonton in points and shots... Tied for second on club lead in goals... **1999-00:** Led Edmonton in goals and shots (238), tied club lead in PPG (11)... Second on club in points, tied for second in GWG (4) and tied for third in assists... One of two Oilers to play in all 82 games (second time he played all 82 regular season games)... Earned 100th NHL goal March 19, 2000 vs Calgary (became 13th player in Oilers history to reach 100 goals)... Second career hat trick March 13, 2000 at Atlanta... Played in 300th NHL game Dec. 14, 2000 at NY Islanders... **PLAYOFFS:** Led Edmonton in shots (13)... **1998-99:** Tied in 200th NHL game Oct. 17, 1998 at New Jersey... **PLAYOFFS:** Led Edmonton in goals, tied club lead in points... **1997-98:** Tied Edmonton lead in PPG (10) and shots (205), second on club in goals... Earned 100th NHL point April 1, 1998 at Vancouver... **PLAYOFFS:** Helped Oilers advance to Western Conference Semifinals... **1996-97:** Led Edmonton and set career-highs in goals, PPG (20, tied for first in NHL) and shots (265)... Set career high in penalty minutes... Second on club in points and GWG (4)... His 20 PPG tied Edmonton franchise record (Wayne Gretzky in 1983-84)... One of three Oilers to play in all 82 games (first regular season game)... Tied for first in PPG (10)... Career-high with five-game goal (5) streak (April 5-12, 1997)... First career hat trick Oct. 8, 1996 at Toronto... Played in 100th NHL game Jan. 24, 1997 at Buffalo... **PLAYOFFS:** Helped Oilers advance to Western Conference Semifinals... Led Edmonton in GWG (2), tied for club lead in goals... Tied second on club in points... **1995-96:** Recorded first career NHL goal (PPG) Nov. 24, 1995 at Calgary... **1994-95:** Made NHL debut Jan. 22, 1995 at Great Western Forum against Kings... Recalled from Moose Jaw (WHL) by Edmonton Jan. 12, 1995 for start of abbreviated 1994-95 season... **INTERNATIONAL:** Played for Team Canada at the following tournaments: Olympics: (2006, 6 GP, 0-1=1, 2002, 6 GP, 0-1=1, gold medal), World Championships: (2010, 1 GP, 0-0=0, team captain, played in only game due to injury), (2005, 9 GP, 2-1=3, team captain, silver medal), (2004, 9 GP, 2-2=4, team captain, gold medal), (2003, 9 GP, 2-2=4, team captain, gold medal), (2002, 5 GP, 4-0=4, team captain), (2001, 7 GP, 2-3=5, team captain), (2000, 9 GP, 3-6=8, 1999, 10 GP, 0-2=2), World Junior Championships: (1995, 7 GP, 2-5=7, gold medal), Other: (2004 World Cup of Hockey 6 GP, 1-1=2, gold medal)... Has appeared in a record total 86 international games for Team Canada (20-24=44, 38 PIM)... Nicknamed "Captain Canada."

# SMYTH VS NHL

OPPONENT	GP	G	A	PTS	PIM
Anaheim	62	10	20	30	75
Boston	21	5	5	10	20
Buffalo	17	6	6	12	12
Calgary	80	22	25	47	64
Carolina	18	5	6	11	16
Chicago	56	19	21	40	26
Colorado	69	26	27	53	57
Columbus	42	18	26	44	24
Dallas	58	14	23	37	26
Detroit	57	14	15	29	44
Edmonton	19	2	5	7	8
Florida	18	9	12	21	4
Los Angeles	52	25	24	49	30
Minnesota	57	19	22	41	65
Montreal	25	8	9	17	22
Nashville	46	17	22	39	36
New Jersey	16	4	5	9	16
NY Islanders	20	6	3	9	12
NY Rangers	23	8	4	12	16
Ottawa	23	7	6	13	17
Philadelphia	20	4	9	13	12
Phoenix	59	25	32	57	24
Pittsburgh	19	4	11	15	23
St. Louis	54	23	16	39	39
San Jose	63	22	18	40	68
Tampa Bay	18	5	9	14	14
Toronto	33	13	8	21	26
Vancouver	75	22	27	49	74
Washington	19	6	9	15	16
Winnipeg	12	6	7	13	6
<b>TOTAL</b>	<b>1151</b>	<b>374</b>	<b>432</b>	<b>806</b>	<b>892</b>

# NHL HIGHLIGHTS

## FIRSTS

First GP	01/22/1995	EDM 4 at LA 3
First goal	11/24/1995	EDM 5 at CGY 2
First Goal versus		Kidd, Trevor at 4:24 of period 2
First Asst	12/05/1995	EDM 2 at VAN 6

## MOSTS

Goals	3 (5X)	10/12/2006 EDM 6 vs SJ 4
Assists	3 (10X)	12/23/2008 COL 5 vs PHO 4
Points	4 (8X)	11/02/2009 LA 5 at PHO 3 (2G-2A)
SOG	11 (2X)	10/16/2007 COL 5 vs CGY 4
PIM	19 (1X)	02/17/1997 EDM 1 at ANA 5
Hat Tricks	5	10/12/2006 EDM 6 vs SJ 4 (3G)
Multi-Pt Games	177	02/21/2012 EDM 6 at CGY 1 (1G-1A)

## MOST RECENTLY

## LONGEST PERSONAL STREAKS

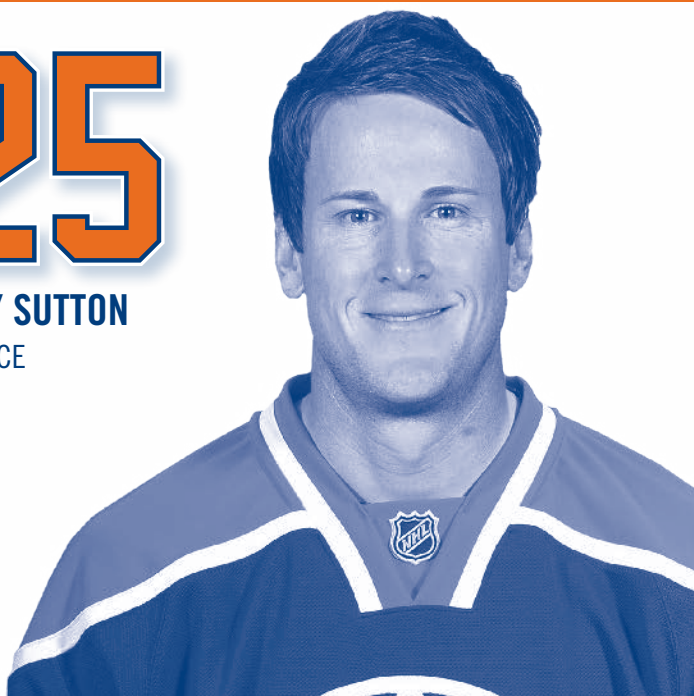
Goals	5 (2X)	10/28/2005- 11/04/2005 (6G)
Assists	6 (1X)	03/14/2001- 03/26/2001 (8A)
Pts	8 (2X)	03/25/2006- 04/07/2006 (5G-6A)



# 25

## ANDY SUTTON

DEFENCE



### REGULAR SEASON

### PLAYOFFS

SEASON	TEAM	LEAGUE	GP	G	A	PTS	PIM	GP	G	A	PTS	PIM
1994-95	Michigan Tech	WCHA	19	2	1	3	42	-	-	-	-	-
1995-96	Michigan Tech	WCHA	32	2	2	4	38	-	-	-	-	-
1996-97	Michigan Tech	WCHA	32	2	7	9	73	-	-	-	-	-
1997-98	Michigan Tech	WCHA	38	16	24	40	97	-	-	-	-	-
	Kentucky	AHL	7	0	0	0	33	-	-	-	-	-
1998-99	SAN JOSE	NHL	31	0	3	3	65	-	-	-	-	-
	Kentucky	AHL	21	5	10	15	53	5	0	0	0	23
1999-00	SAN JOSE	NHL	40	1	1	2	80	-	-	-	-	-
	Kentucky	AHL	3	0	1	1	2	-	-	-	-	-
2000-01	MINNESOTA	NHL	69	3	4	7	131	-	-	-	-	-
2001-02	MINNESOTA	NHL	19	2	4	6	35	-	-	-	-	-
	ATLANTA	NHL	24	0	4	4	46	-	-	-	-	-
2002-03	ATLANTA	NHL	53	3	18	21	114	-	-	-	-	-
2003-04	ATLANTA	NHL	65	8	13	21	94	-	-	-	-	-
2005-06	ATLANTA	NHL	76	8	17	25	144	-	-	-	-	-
2006-07	ATLANTA	NHL	55	2	14	16	76	4	0	0	0	10
2007-08	N.Y. ISLANDERS	NHL	58	1	7	8	86	-	-	-	-	-
2008-09	N.Y. ISLANDERS	NHL	23	2	8	10	40	-	-	-	-	-
2009-10	N.Y. ISLANDERS	NHL	18	1	0	1	34	6	0	0	0	8
2010-11	ANAHEIM	NHL	39	0	4	4	87	1	0	0	0	2
2011-12	EDMONTON	NHL	52	3	7	10	80	-	-	-	-	-
	<b>WCHA TOTALS</b>		<b>121</b>	<b>22</b>	<b>34</b>	<b>56</b>	<b>250</b>	-	-	-	-	-
	<b>AHL TOTALS</b>		<b>31</b>	<b>0</b>	<b>4</b>	<b>4</b>	<b>88</b>	<b>5</b>	<b>0</b>	<b>0</b>	<b>0</b>	<b>23</b>
	<b>NHL TOTALS</b>		<b>676</b>	<b>38</b>	<b>112</b>	<b>150</b>	<b>1185</b>	<b>11</b>	<b>0</b>	<b>0</b>	<b>0</b>	<b>20</b>





## ANDY SUTTON CAREER HIGHLIGHTS

**HOW ACQUIRED:** Acquired via trade from ANA in exchange for Kurtis Foster on July 1, 2011

**2011-12 REGULAR SEASON:** Finished the season appearing in 52 games collecting 10 points (3G, 7A) and 80 PIM...had one multi-point game...scored his 1st goal of season (GWG) and 1st as an Oiler on Oct. 28 @ COL...suspended from the NHL from Oct. 30-Nov.10...had an assist on Nov. 30 vs MIN...suspended from NHL from Dec. 9-29...returned from suspension on Dec. 31 and had an assist @ NYI...scored 2nd of season on Jan. 2 @ CHI...had a goal on Jan. 21 vs CGY...had 2 assists on Feb. 2 vs CHI

**CAREER: 2010-11:** Appeared in his 13th NHL season, his first with Anaheim...led the club in plus/minus on the road (+6)...recorded a plus-or-even rating in 10 of his last 11 appearances in 2010-11 (+8 during that span)...ranked fifth on the club in blocked shots (87)...co-led the Ducks in SHA (2)...registered his fourth assist of the season (on Brandon McMillan's SHG) with a season-high +3 rating, Feb. 11 @ CGY...earned a season-high 19 PIM, Jan. 7 vs CBJ...appeared in his 600th career NHL contest, Dec. 21 @ BUF...earned his third assist of the season on Anaheim's third goal (Perry's SHG) as part of a 3-0 shutout, Dec. 20 @ BOS...notched an assist in Anaheim's 4-4 win, Jan. 12 vs STL...collected his first point (assist) of the season on Anaheim's second goal (Selanne), Dec. 7 @ EDM...logged a season-high 21:54 TOI, Nov. 29 vs LA...returned to the ice after a 21-game absence, going scoreless in 18:30 TOI, Nov. 21 vs EDM...made his Ducks debut in the club's season opener going scoreless on two shots in 14:39 TOI, Oct. 8 @ DET...suffered a broken right thumb in the second period of the contest and subsequently missed 21 games due to the injury...his thumb was surgically repaired on Oct. 12 by Dr. Steve Shin at the Kerlan-Jobe Surgery Center...**2009-10:** Split his 12th NHL season with the New York Islanders and Ottawa, collecting 5-8-13 points with 107 PIM in 72 games...finished the regular season ranked second in the NHL in blocked shots (204) and eighth among NHL defensemen in hits (197)...played 20-or-more minutes on 45 occasions in 2009-10...in 54 games with the Islanders, ranked first among team defensemen in PIM (73), second in TOI (20:48) and tied for second in goals (4)...earned a season-high 1-1=2 points in a 4-3 win, Oct. 21 vs CAR...logged a season-high 27:35 TOI in a 3-2 victory, Dec. 26 @ NYR...posted a season-best three-game point streak (2-1=3) from Jan. 16-19, including his 100th career NHL assist on Jan. 18 vs NJ...capped the scoring streak with his fourth goal of the year and a season-high 15 PIM, Jan. 19 @ PIT...**PLAYOFFS:** Appeared in six Stanley Cup Playoff games for Ottawa, averaging 23:01 TOI...**2008-09:** Appeared in his 11th NHL season, his second with the Islanders...scored 2-8=10 points with a +3 rating and 40 PIM in 23 games...played his 500th NHL game, Nov. 17 vs VAN...missed the final 50 games of the regular season with a broken foot...**2007-08:** Appeared in his 10th NHL season, his first with the Islanders...recorded 1-7=8 points with 86 PIM in 58 games...ranked second on the team in PIM...missed 24 games due to injury, including the last 22 with a partial hamstring tear...**2006-07:** Appeared in his ninth NHL season, his fifth with Atlanta...earned 2-14=16 points with a +6 rating and 76 PIM in 55 games...ranked 19th among NHL leaders in blocked shots (162) and third among Atlanta defensemen in assists...matched a career high with two assists (0-2=2), Oct. 14 vs WSH...appeared in his 400th NHL game, Nov. 24 vs TB...earned his 100th NHL point (assist), Feb. 22 vs TB...made his Stanley Cup Playoffs debut in 2007, appearing in all four CQF games vs NYR...his postseason debut came in Game 1 of the CQF, Apr. 12 vs NYR...**2005-06:** Appeared in his eighth NHL season, his fourth with Atlanta...scored 8-17=25 points with a +13 rating and 144 PIM in 76 games...set career highs in points and games played, and matched a career best in goals...ranked fourth in the NHL in blocked shots (195)...led Atlanta in PIM and blocked shots...paced team defensemen and finished third overall in plus/minus...tied a career high in goals and points (2-1=3) in a 4-3 victory, Apr. 15 vs BOS...**2004-05:** Split the season with ZSC of the Switzerland National A League and GCK of the Switzerland National B League...**2003-04:** Appeared in his sixth NHL season, his third with Atlanta...collected 8-13=21 points with 94 PIM in 65 games...established a career high in goals...led Atlanta defensemen in goals and ranked second in points...also finished first among team defensemen and second overall in PPG (7)...led Atlanta and tied for 11th in the NHL in shifts-per-game (31.2)...**2002-03:** Appeared in his fifth NHL season, his second with Atlanta...notched 3-18=21 points with 114 PIM in 53 games...set a career high in assists...scored his first career SHG, Dec. 30 @ PIT...suffered a high ankle sprain on Feb. 12 vs WSH and missed final 27 games of season...**2001-02:** Split his fourth NHL season with Minnesota and Atlanta...registered 2-8=10 points with 81 PIM in 43 combined games...set single-game career highs in goals and points (2-1=3) to lead Minnesota to a 6-4 win, Oct. 12 vs CHI...**2000-01:** Appeared in his third NHL season, his first with Minnesota...recorded 3-4=7 points with 131 PIM in 69 games...led the Wild in hits (123) and ranked second in PIM...appeared in his 100th NHL game, Dec. 17 vs Dallas...**1999-00:** Appeared in his second NHL season with San Jose, earning 1-1=2 points with 80 PIM in 40 games...scored his first career NHL goal (Vokoun) in a 5-1 win, Oct. 14 @ NSH...missed 23 games with a wrist injury...**1998-99:** Appeared in his first NHL season with San Jose, collecting 0-3=3 points with 65 PIM in 31 games...made his NHL debut, Oct. 20 @ PHI...recorded his first career NHL point (assist) in a 3-0 win, Feb. 8 @ PHX...notched his first career NHL multi-point game with two assists (0-2=2), Apr. 2 @ VAN...**MISCELLANEOUS:** Played four seasons with Michigan Tech (WCHA) from 1994-98, scoring 22-34=56 points and 250 PIM in 121 games...in his senior season, led Michigan Tech defensemen and was second overall in team scoring (16-24=40)...was named WCHA co-Defensive Player of Year in 1997-98 and named to the 1997-98 All-WCHA Second Team.

## SUTTON VS NHL

OPPONENT	GP	G	A	PTS	PIM
Anaheim	15	0	2	2	24
Boston	27	2	3	5	25
Buffalo	26	3	8	11	39
Calgary	19	1	2	3	48
Carolina	37	1	10	11	65
Chicago	15	3	3	6	32
Colorado	18	1	1	2	36
Columbus	15	0	2	2	36
Dallas	20	0	0	0	25
Detroit	15	0	0	0	12
Edmonton	17	0	1	1	38
Florida	36	3	3	6	41
Los Angeles	22	1	1	2	45
Minnesota	10	0	3	3	8
Montreal	26	0	0	0	27
Nashville	12	1	2	3	19
New Jersey	23	1	8	9	40
NY Islanders	17	1	4	5	36
NY Rangers	27	0	7	7	49
Ottawa	28	1	9	10	36
Philadelphia	31	2	6	8	54
Phoenix	21	1	2	3	40
Pittsburgh	33	3	7	10	95
St. Louis	20	1	4	5	47
San Jose	14	0	1	1	8
Tampa Bay	33	2	6	8	78
Toronto	26	1	3	4	42
Vancouver	21	0	5	5	31
Washington	41	8	8	16	63
Winnipeg	11	1	1	2	46
<b>TOTAL</b>	<b>676</b>	<b>38</b>	<b>112</b>	<b>150</b>	<b>1185</b>

## NHL HIGHLIGHTS

### FIRSTS

First GP	10/20/1998	SJ 1 at PHJ 3
First Assst	02/08/1999	SJ 3 at PHO 0
First Goal	10/14/1999	SJ 5 at NSH 1
First Goal versus		Vokoun, Tomas at 8:28 of period 3

### MOSTS

Goals	2 (5X)	04/15/2006 ATL 4 vs BOS 3
Assists	2 (12X)	02/02/2012 EDM 8 vs CHI 4
Points	3 (3X)	04/15/2006 ATL 4 vs BOS 3 (2G-1A)
SOG	6 (1X)	03/20/2004 ATL 2 at WAS 2
PIM	19 (4X)	01/07/2011 ANA 6 vs CBJ 0
Hat Tricks	0	
Multi-Pt Games	21	02/02/2012 EDM 8 vs CHI 4 (0G-2A)

### MOST RECENTLY


### LONGEST PERSONAL STREAKS

Goals	3 (1X)	03/17/2004- 03/20/2004 (5G)
Assists	4 (1X)	01/21/2003- 01/28/2003 (5A)
Pts	5 (1X)	03/13/2004- 03/20/2004 (6G-1A)

# 6

## RYAN WHITNEY

DEFENCE



### REGULAR SEASON

### PLAYOFFS

SEASON	TEAM	LEAGUE	GP	G	A	PTS	PIM	GP	G	A	PTS	PIM
2001-02	Boston University	NCAA	35	4	17	21	46	-	-	-	-	-
2002-03	Boston University	NCAA	34	3	10	13	48	-	-	-	-	-
2003-04	Boston University	NCAA	38	9	16	25	56	-	-	-	-	-
2003-04	Wilkes-Barre/Scranton	AHL	-	-	-	-	-	20	1	9	10	0
2004-05	Wilkes-Barre/Scranton	AHL	80	6	35	41	101	11	2	7	9	12
2005-06	Wilkes-Barre/Scranton	AHL	9	5	9	14	6	11	1	4	5	8
2005-06	PITTSBURGH	NHL	68	6	32	38	85	-	-	-	-	-
2006-07	PITTSBURGH	NHL	81	14	45	59	77	5	1	1	2	6
2007-08	PITTSBURGH	NHL	76	12	28	40	45	20	1	5	6	25
2008-09	PITTSBURGH	NHL	28	2	11	13	16	-	-	-	-	-
2008-09	Wilkes-Barre/Scranton	AHL	1	0	1	1	2	-	-	-	-	-
2008-09	ANAHEIM	NHL	20	0	10	10	12	13	1	5	6	9
2009-10	ANAHEIM	NHL	62	4	24	28	48	-	-	-	-	-
2009-10	EDMONTON	NHL	19	3	8	11	22	-	-	-	-	-
2010-11	EDMONTON	NHL	35	2	25	27	33	-	-	-	-	-
2011-12	EDMONTON	NHL	51	3	17	20	16	-	-	-	-	-
<b>NCAA TOTALS</b>			<b>107</b>	<b>16</b>	<b>43</b>	<b>59</b>	<b>150</b>					
<b>AHL TOTALS</b>			<b>90</b>	<b>11</b>	<b>45</b>	<b>56</b>	<b>109</b>	<b>42</b>	<b>4</b>	<b>20</b>	<b>24</b>	<b>20</b>
<b>OILERS TOTALS</b>			<b>54</b>	<b>5</b>	<b>33</b>	<b>38</b>	<b>55</b>	-	-	-	-	-
<b>NHL TOTALS</b>			<b>440</b>	<b>46</b>	<b>200</b>	<b>246</b>	<b>354</b>	<b>38</b>	<b>3</b>	<b>11</b>	<b>14</b>	<b>40</b>





## RYAN WHITNEY CAREER HIGHLIGHTS

**HOW ACQUIRED:** From Anaheim in exchange for Lubomir Visnovsky on March 3, 2010. Originally selected by Pittsburgh in the first round (fifth overall) of the 2002 NHL Entry Draft

**2011-12 HIGHLIGHTS:** Finished the season appearing in 51 games with 20 points (3G, 17A), and 16 PIM...had three multiple point games...played in his first game on Oct. 18 @ CGY since being injured last December...left game on Oct. 25 vs VAN after hurting his right knee...returned from injury on Nov. 25 @ MIN...collected his 1st point (assist) of season on Dec. 2 vs CBI...had an assist on Dec. 15 @ PHX...collected an assist on Dec. 22 vs MIN...had a goal and assist on Feb. 2 vs CHI...had 2 assists on Feb. 4 vs DET...scored his 2nd goal of the year on Feb. 27 @ WPG...recorded 2 assists on Mar. 25 @ CBI

**CAREER: 2010-11:** Finished the season appearing in 35 games with 33 points (2G, 25A), +13 and 33 PIM...had 7 multiple assist games...named assistant captain on Oct 7...played team high 24:47 with two assists (including 20th career point) on Oct. 7 vs CGY...led the team with 27:08 TOI and had 2 assists on Oct. 21 vs MIN...posted 2 assists while playing 28:10 on Oct. 26 @ CGY...had two assists on Nov. 12 @ NJL...had two assists in 29:34 ice time on Nov. 19 vs PHX...had his team leading 17th assist and was +3 on Nov. 21 @ ANA...had two assists and was +3 on Dec. 2 @ TOR...posted two assists and was +4 on Dec. 16 vs CBI...scored his 1st goal of the season on Dec. 21 @ SJ...left game on Dec. 28 vs BUF with ankle injury and missed the rest of the season after having surgery on it...**2009-10:** Finished the season appearing in 81 games with 39 points (7G, 32A), +1 and 70 PIM...was 3rd on the team in scoring, 1st on the team in assists, 1st in defenseman scoring...had three multi-point games with the Oilers...played a career-high 33:54 TOI, Oct. 31 @ PHX...won his first Olympic medal with Team USA (silver) at the 2010 Olympic Winter Games in Vancouver...traded to Edmonton at the deadline with a 6th round pick for Lubomir Visnovsky...played in his first game as an Oiler where he led all skaters in TOI with 26:20...had an assist and a team high 5 blocked shots and 27:09 TOI on Mar. 13 @ TOR...scored his first goal as an Oiler and played a team high 25:47 on Mar. 19 vs DET...posted two assists in his first game vs his former team ANA on Mar. 26...scored the GWG in OT on Apr. 7 vs COL...posted two assists on Apr. 10 @ LA...**2008-09:** Appeared in his fourth NHL season, split with Pittsburgh and Anaheim...following his acquisition from the Penguins, collected 0-10=10 points with a +1 rating in 20 games with the Ducks...earned 0-4=4 points during a three-game point streak from Mar. 29-Apr. 2, his first point streak with Anaheim...recorded his first multiple-point game as Duck with two assists in a 4-3 OT victory, Mar. 11 vs VAN...earned his first point as a Duck (assist) with a season-high +2 rating in his Anaheim home debut, Mar. 6 vs DAL...logged 24:19 TOI with three blocked shots in his Ducks debut, Feb. 26 @ BOS...appeared in 28 games for the Penguins, scoring 2-11=13 points with 16 PIM...at the time of the trade, led Pittsburgh with 24:34 TOI...also averaged a team-leading 5:39 TOI on the power play...collected his 150th career point (assist), Feb. 19 vs MTL...scored his second goal of the season on the power play in his 250th career NHL game, Feb. 16 @ NYI...served as Pittsburgh's alternate captain for the month of January...logged a season-high 30:30 TOI, Jan. 20 vs CAR...collected points in six of seven games (1-6=7) from Jan. 14-31...sparked the tear with his first goal of the season, Jan. 14 vs WSH...missed the first 33 games of the season (foot injury) before making his 2008-09 debut on Dec. 23 vs TB...**PLAYOFFS:** Appeared in all 13 playoff games with Anaheim, earning 1-5=6 points...finished fifth on the team in assists and tied for sixth in scoring...netted his third career playoff goal in Game 5 of the CSF, May 10 @ DET...opened his Ducks playoff career with a four-game point streak (0-4=4), Apr.16-23...made his Anaheim postseason debut in Game 1 of the CQF on Apr. 16 @ SJ, earning an assist on the GWG along with a +1 rating...**2007-08:** Appeared in his third NHL season...helped Pittsburgh advance to Game 6 of the Stanley Cup Final, scoring 1-5=6 points in 20 playoff games...finished the playoffs tied for the team lead with a +8 rating...was even-or-better in 16 of 20 playoff games...logged a game-high 50:46 TOI in Game 5 of the SCF (triple overtime), June 2 @ DET...played in 76 regular season games, earning 12-28=40 points...ranked second on the Penguins in TOI (22:28) and fourth in blocked shots (114)...notched his 100th career assist, Mar. 12 vs BUF...equaled a career high with three points on Feb. 21 vs MTL (1-2=3) and Feb. 7 vs NYI (2=3)...appeared in his 200th career NHL game, Feb. 9 vs LA...scored his first career SHG, Jan. 24 vs PHI...scored his fourth career GWG for his 100th career NHL point, Oct. 20 @ WSH...**2006-07:** Appeared in his second NHL season with Pittsburgh...made his Stanley Cup Playoffs debut, recording 1-1=2 points in five games...scored his first career playoff goal in a 4-3 win in Game 2 of the CQF, Apr. 11 @ OTT...earned an assist in his first career postseason game, a 6-3 loss in Game 1 of the CQF on Apr. 11 @ OTT...finished the regular season setting career highs in goals (14), assists (45), points (59), plus/minus (+9) and games (81)...ranked sixth in scoring among NHL defensemen...was second on the Penguins in TOI (23:56)...recorded his second career multiple-goal game (2-0=2), including the game-winner in a 4-3 victory on Mar. 27 @ WSH...tied his career best with back-to-back +3 ratings on Mar. 14 @ NJ and Mar. 16 vs MTL...matched a career high with 0-3=3 assists in a 5-4 shootout win, Mar. 13 vs BUF...registered a personal-best 31:55 TOI, Mar. 1 @ NYR...owned a career-high nine-game point streak (2-10=12) from Jan.10-Feb.1...had a pair of career-high two-goal streaks, including Jan. 2-5 (2-1=3) and Jan. 27-30 (2=3)...recorded his first career multi-goal game (2-0=2) in a 6-5 win, Oct. 12 @ NYR...**2005-06:** Appeared in his first NHL season with Pittsburgh, collecting 6-32=38 points in 68 games...ended the season on a season-high five-game point streak (2-5=7), Apr. 11-18...logged a season-high 30:33 TOI, Apr. 15 @ NYI...recorded his first career GWG in a 5-1 victory, Apr. 7 @ FLA...scored his first career NHL goal (Lundqvist) in a 2-1 loss, Dec. 1 @ NYR...opened his NHL career on a four-game point streak (0-7=7), Nov. 1-7...set career highs in assists (3) and plus/minus (+3) in just his second career NHL game, Nov. 3 @ NYI...earned an assist in his NHL debut, a 4-3 win on Nov. 1 @ NJ...was recalled from Wilkes-Barre/Scranton (AHL) after scoring 5-9=14 points in the team's first nine games...re-joined Wilkes-Barre/Scranton for the playoffs and posted 1-4=5 points in 11 games...**2004-05:** Appeared in his second professional season with Wilkes-Barre/Scranton, earning 6-35=41 points...ranked fourth in assists and 10th in scoring among AHL rookies to play in all 80 games since 1999-00...ranked fourth in assists and 10th in scoring among AHL rookies...led team defenseman in scoring and assists, and ranked seventh overall in scoring and first in PPP...recorded 2-7=9 points in 11 playoff games...finished second on the team in playoff scoring and was first in assists...**2003-04:** Made his professional debut in the 2004 Calder Cup Playoffs with Wilkes-Barre/Scranton, scoring 1-9=10 points in 20 games...ranked fourth among AHL defensemen and fifth among AHL rookies in postseason scoring...finished second among AHL rookies in assists...**MISCELLANEOUS:** Played for the Team USA in the World Junior Championships in 2002 and 2003...in 2003, had 1-4=5 points in seven games and helped Team USA to a fourth-place finish...played for the U.S. National Developmental Team in 2000-01...played three seasons at Boston University (2001-04)...led the Terriers in scoring as a junior in 2003-04 with 9-16=25 points and named Honorable Mention All-Hockey East.

## WHITNEY VS NHL

OPPONENT	GP	G	A	PTS	PIM
Anaheim	10	1	6	7	18
Boston	15	0	6	6	6
Buffalo	12	1	7	8	8
Calgary	13	0	8	8	8
Carolina	14	1	4	5	6
Chicago	10	1	4	5	0
Colorado	13	1	3	4	4
Columbus	12	0	10	10	6
Dallas	12	0	6	6	2
Detroit	14	2	3	5	23
Edmonton	6	1	2	3	0
Florida	15	2	4	6	10
Los Angeles	10	1	7	8	10
Minnesota	16	0	8	8	4
Montreal	18	5	10	15	10
Nashville	10	0	1	1	10
New Jersey	26	0	16	16	18
NY Islanders	24	5	14	19	14
NY Rangers	28	3	11	14	29
Ottawa	14	1	6	7	28
Philadelphia	26	4	16	20	50
Phoenix	16	1	10	11	16
Pittsburgh	2	0	0	0	0
St. Louis	8	0	1	1	4
San Jose	18	4	4	8	14
Tampa Bay	17	1	5	6	10
Toronto	19	1	15	16	10
Vancouver	14	1	5	6	2
Washington	15	4	4	8	24
Winnipeg	13	5	4	9	10
<b>TOTAL</b>	<b>440</b>	<b>46</b>	<b>200</b>	<b>246</b>	<b>354</b>

## NHL HIGHLIGHTS

### FIRSTS

First GP	11/01/2005	PIT 4 at NJ 3
First Assst	11/01/2005	PIT 4 at NJ 3
First Goal	12/01/2005	PIT 1 at NYR 2
First Goal versus		Lundqvist, Henrik at 1:54 of period 2

### MOSTS

Goals	2 (3X)	02/07/2008 PIT 4 vs NYI 3
Assists	3 (2X)	03/13/2007 PIT 5 vs BUF 4
Points	3 (5X)	02/21/2008 PIT 5 at MTL 4 (1G-2A)
SOG	7 (1X)	04/18/2006 PIT 3 at TOR 5
PIM	20 (1X)	01/25/2006 PIT 8 vs WAS 1
Hat Tricks	0	
Multi-Pt Games	53	03/25/2012 EDM 6 at CBJ 3 (0G-2A)

### MOST RECENTLY

### LONGEST PERSONAL STREAKS


Goals	2 (2X)	01/27/2007-01/30/2007 (2G)
Assists	7 (1X)	01/10/2007-01/27/2007 (9A)
Pts	9 (1X)	01/10/2007-02/01/2007 (2G-10A)

HT 6'0" WT 187 lbs SHOOTS LEFT BORN OCT. 6, 1993, NIZHNEKAMSK, RUSSIA

# 64

**NAIL YAKUPOV**

RIGHT WING



## REGULAR SEASON

## PLAYOFFS

SEASON	TEAM	LEAGUE	GP	G	A	PTS	PIM	GP	G	A	PTS	PIM
2010-11	Sarnia	OHL	65	49	52	101	71	-	-	-	-	-
2011-12	Sarnia	OHL	42	31	38	69	30	4	2	3	5	4
<b>OHL TOTALS</b>			<b>107</b>	<b>80</b>	<b>90</b>	<b>170</b>	<b>101</b>	<b>4</b>	<b>2</b>	<b>3</b>	<b>5</b>	<b>4</b>







## NAIL YAKUPOV CAREER HIGHLIGHTS

**HOW ACQUIRED:** Edmonton's 1st choice, 1st overall, in 2012 NHL Entry Draft.

**2011-12 HIGHLIGHTS:** Appeared in 42 games with Sarnia collecting 69 points (31G, 38A)...he finished 3rd on his team in scoring...led the team in points-per-game average with 1.64, plus/minus with +15 and PPG with 12...had 12 points in one week earning him CHL Player of the Week honors

**CAREER HIGHLIGHTS: 2010-11:** Played in 65 games leading the team with 101 points...named CHL Rookie of the Year...named to the First All-Rookie Team...won the Emms Family Award for OHL Rookie of the Year... **INTERNATIONAL HIGHLIGHTS:** Had nine assists in seven games in the 2012 IIHF World Junior Hockey Championship, helping Russia earn a silver medal.

## YAKUPOV

### VS NHL

OPPONENT	GP	G	A	PTS	PIM
Anaheim	-	-	-	-	-
Atlanta	-	-	-	-	-
Boston	-	-	-	-	-
Buffalo	-	-	-	-	-
Calgary	-	-	-	-	-
Carolina	-	-	-	-	-
Chicago	-	-	-	-	-
Colorado	-	-	-	-	-
Columbus	-	-	-	-	-
Dallas	-	-	-	-	-
Detroit	-	-	-	-	-
Edmonton	-	-	-	-	-
Florida	-	-	-	-	-
Los Angeles	-	-	-	-	-
Minnesota	-	-	-	-	-
Montreal	-	-	-	-	-
Nashville	-	-	-	-	-
New Jersey	-	-	-	-	-
NY Islanders	-	-	-	-	-
NY Rangers	-	-	-	-	-
Ottawa	-	-	-	-	-
Philadelphia	-	-	-	-	-
Phoenix	-	-	-	-	-
Pittsburgh	-	-	-	-	-
San Jose	-	-	-	-	-
St. Louis	-	-	-	-	-
Tampa Bay	-	-	-	-	-
Toronto	-	-	-	-	-
Vancouver	-	-	-	-	-
Washington	-	-	-	-	-

## NHL HIGHLIGHTS

### FIRSTS


First GP	-	-
First Assist	-	-
First Goal	-	-

### MOSTS

		MOST RECENTLY
Goals	-	-
Assists	-	-
Points	-	-
SOG	-	-
PIM	-	-
Hat Tricks	-	-
Multi-Point Games	-	-

### LONGEST PERSONAL STREAKS

Goals	-	-
Assists	-	-
Points	-	-




## CAMERON ABNEY RIGHT WING

6'5" 216 lbs Shoots: Right Born: May 23, 1991; Aldergrove, BC

SEASON	TEAM	LEAGUE	REGULAR SEASON					PLAYOFFS				
			GP	G	A	PTS	PIM	GP	G	A	PTS	PIM
2007-08	Everett	WHL	4	0	0	0	0	-	-	-	-	-
2008-09	Everett	WHL	48	1	3	4	103	5	0	0	0	2
2009-10	Everett	WHL	34	3	3	6	60	0	0	0	0	0
2009-10	Edmonton	WHL	34	3	4	7	63	0	0	0	0	0
2010-11	Edmonton	WHL	60	7	13	20	72	4	1	0	1	6
2011-12	Stockton	ECHL	29	2	3	5	132	-	-	-	-	-
2011-12	Oklahoma City	AHL	14	0	0	0	24	3	0	0	0	12
<b>WHL TOTALS</b>			<b>180</b>	<b>14</b>	<b>23</b>	<b>37</b>	<b>298</b>	<b>9</b>	<b>1</b>	<b>0</b>	<b>1</b>	<b>8</b>
<b>ECHL TOTALS</b>			<b>29</b>	<b>2</b>	<b>3</b>	<b>5</b>	<b>132</b>	-	-	-	-	-
<b>AHL TOTALS</b>			<b>14</b>	<b>0</b>	<b>0</b>	<b>0</b>	<b>24</b>	<b>3</b>	<b>0</b>	<b>0</b>	<b>0</b>	<b>12</b>

Edmonton's 4th choice (3rd round), 82nd overall, in 2009 NHL Entry Draft.




## MARK ARCOBELLO RIGHT WING

5'9" 167 lbs Shoots: Right Born: July 12, 1988; Milford, CT

SEASON	TEAM	LEAGUE	REGULAR SEASON					PLAYOFFS				
			GP	G	A	PTS	PIM	GP	G	A	PTS	PIM
2006-07	Yale University	ECAC	29	10	14	24	49	-	-	-	-	-
2007-08	Yale University	ECAC	34	7	14	21	40	-	-	-	-	-
2008-09	Yale University	ECAC	34	17	18	35	68	-	-	-	-	-
2009-10	Yale University	ECAC	34	15	21	36	46	-	-	-	-	-
2010-11	Stockton	ECHL	33	7	13	20	10	-	-	-	-	-
2010-11	Oklahoma City	AHL	26	11	11	22	4	6	1	1	2	0
2011-12	Oklahoma City	AHL	73	17	26	43	28	14	5	8	13	6
<b>ECAC TOTALS</b>			<b>131</b>	<b>49</b>	<b>67</b>	<b>116</b>	<b>203</b>	-	-	-	-	-
<b>ECHL TOTALS</b>			<b>33</b>	<b>7</b>	<b>13</b>	<b>20</b>	<b>10</b>	-	-	-	-	-
<b>AHL TOTALS</b>			<b>99</b>	<b>28</b>	<b>37</b>	<b>65</b>	<b>32</b>	-	-	-	-	-

Edmonton's 4th round choice, 99th overall, in 2009 NHL Entry Draft.




## KYLE BIGOS DEFENCE

6'5" 251 lbs Shoots: Right Born: May 12, 1989; Upland, California

SEASON	TEAM	LEAGUE	REGULAR SEASON					PLAYOFFS				
			GP	G	A	PTS	PIM	GP	G	A	PTS	PIM
2006-07	Notre Dame	SJHL	3	0	0	0	0	-	-	-	-	-
2007-08	Vernon	BCHL	58	2	15	17	152	-	-	-	-	-
2008-09	Vernon	BCHL	58	8	25	33	126	-	-	-	-	-
2009-10	Merrimack	NCAA	36	4	7	11	94	-	-	-	-	-
2010-11	Merrimack	NCAA	33	2	6	8	127	-	-	-	-	-
2011-12	Merrimack	NCAA	34	4	13	17	125	-	-	-	-	-
<b>BCHL TOTALS</b>			<b>116</b>	<b>10</b>	<b>40</b>	<b>50</b>	<b>278</b>	-	-	-	-	-
<b>COLLEGIATE TOTALS</b>			<b>103</b>	<b>10</b>	<b>26</b>	<b>36</b>	<b>346</b>	-	-	-	-	-

Edmonton's 4th round choice, 99th overall, in 2009 NHL Entry Draft.



## TYLER BUNZ GOALTENDER

6'2" 215 lbs Catches: Left Born: February 11, 1992; St. Albert, AB

SEASON	TEAM	LEAGUE	REGULAR SEASON							PLAYOFFS							
			GP	W	L	OTL	MINS	GA	SO	GAA	GP	W	L	MINS	GA	SO	GAA
2007-08	Medicine Hat	WHL	1	1	0	0	60	3	0	3.00	-	-	-	-	-	-	-
2008-09	Medicine Hat	WHL	22	9	6	1	1007	58	0	3.46	2	0	1	73	6	0	4.93
2009-10	Medicine Hat	WHL	57	31	19	5	3214	156	2	2.91	12	6	6	720	35	0	2.92
2010-11	Medicine Hat	WHL	56	35	13	8	3350	138	3	2.47	10	4	6	566	28	1	2.97
2011-12	Medicine Hat	WHL	61	39	17	5	3616	155	3	2.57	8	4	4	496	23	1	2.78
<b>WHL TOTALS</b>			<b>197</b>	<b>115</b>	<b>55</b>	<b>19</b>	<b>11247</b>	<b>510</b>	<b>8</b>	<b>2.72</b>	<b>32</b>	<b>14</b>	<b>17</b>	<b>1855</b>	<b>92</b>	<b>2</b>	<b>2.98</b>

Edmonton's 7th choice, 5th round, 121st overall, in 2010 NHL Entry Draft.





**DANE BYERS** LEFT WING

6'3" 204 lbs Shoots: Left Born: February 21, 1986; Nipawin, SK

SEASON	TEAM	LEAGUE	REGULAR SEASON					PLAYOFFS				
			GP	G	A	PTS	PIM	GP	G	A	PTS	PIM
2002-03	Prince Albert	WHL	49	8	6	14	46	-	-	-	-	-
2003-04	Prince Albert	WHL	51	9	8	17	134	6	1	2	3	7
2004-05	Prince Albert	WHL	65	11	9	20	181	17	4	6	10	18
2005-06	Prince Albert	WHL	71	21	27	48	157	-	-	-	-	-
	Hartford	AHL	5	0	2	2	6	-	-	-	-	-
2006-07	Hartford	AHL	78	17	30	47	213	7	2	0	2	16
2007-08	NY Rangers	NHL	1	0	0	0	0	-	-	-	-	-
	Hartford	AHL	73	23	23	46	184	-	-	-	-	-
2008-09	Hartford	AHL	9	4	3	7	18	5	2	1	3	2
2009-10	NY Rangers	NHL	5	1	0	1	31	-	-	-	-	-
	Hartford	AHL	74	25	27	52	100	6	3	1	4	7
2010-11	Connecticut	AHL	16	3	6	9	25	-	-	-	-	-
	Springfield	AHL	48	9	16	25	95	-	-	-	-	-
	San Antonio	AHL	21	3	9	12	41	-	-	-	-	-
2011-12	Springfield	AHL	61	16	23	39	108	-	-	-	-	-
	Columbus	NHL	8	0	0	0	29	-	-	-	-	-
	<b>NHL TOTALS</b>		<b>14</b>	<b>1</b>	<b>0</b>	<b>1</b>	<b>60</b>	-	-	-	-	-
	<b>AHL TOTALS</b>		<b>385</b>	<b>100</b>	<b>139</b>	<b>239</b>	<b>790</b>	<b>18</b>	<b>7</b>	<b>2</b>	<b>9</b>	<b>23</b>
	<b>WHL TOTALS</b>		<b>236</b>	<b>49</b>	<b>50</b>	<b>99</b>	<b>518</b>	<b>23</b>	<b>5</b>	<b>8</b>	<b>13</b>	<b>35</b>




**PHILIPPE CORNET** LEFT WING

6'0" 196 lbs Shoots: Left Born: March 28, 1990; Val-Senneville, Quebec

SEASON	TEAM	LEAGUE	REGULAR SEASON					PLAYOFFS				
			GP	G	A	PTS	PIM	GP	G	A	PTS	PIM
2006-07	Rimouski	QMJHL	46	7	14	21	8	-	-	-	-	-
2007-08	Rimouski	QMJHL	61	23	26	49	24	9	3	3	6	6
2008-09	Rimouski	QMJHL	63	29	48	77	34	13	4	11	15	14
2009-10	Rouyn-Noranda	QMJHL	65	38	49	77	32	-	-	-	-	-
2010-11	Oklahoma City	AHL	60	7	16	23	8	-	-	-	-	-
2011-12	Oklahoma City	AHL	67	24	13	37	26	14	2	5	7	2
2011-12	EDMONTON	NHL	2	0	1	1	0	-	-	-	-	-
	<b>NHL TOTALS</b>		<b>2</b>	<b>0</b>	<b>1</b>	<b>1</b>	<b>0</b>	-	-	-	-	-
	<b>AHL TOTALS</b>		<b>127</b>	<b>31</b>	<b>29</b>	<b>60</b>	<b>34</b>	<b>14</b>	<b>2</b>	<b>5</b>	<b>7</b>	<b>2</b>
	<b>QMJHL TOTALS</b>		<b>235</b>	<b>97</b>	<b>137</b>	<b>224</b>	<b>98</b>	<b>22</b>	<b>7</b>	<b>14</b>	<b>21</b>	<b>20</b>

Edmonton's 3rd choice (5th round), 133rd overall, in 2008 NHL Entry Draft.



**YANN DANIS** GOALTENDER

5'11" 182 lbs Catches: Left Born: June 21, 1981; Lafontaine, Quebec

SEASON	TEAM	LEAGUE	REGULAR SEASON										PLAYOFFS					
			GP	W	L	OTL	MINS	GA	SO	GAA	GP	W	L	MINS	GA	SO	GAA	
2000-01	Brown U.	ECAC	12	2	8	1	667	40	0	3.60	-	-	-	-	-	-	-	
2001-02	Brown U.	ECAC	24	11	10	2	1451	45	3	1.86	-	-	-	-	-	-	-	
2002-03	Brown U.	ECAC	34	15	14	5	2074	80	5	2.31	-	-	-	-	-	-	-	
2003-04	Brown U.	ECAC	30	15	11	4	1821	55	5	1.81	-	-	-	-	-	-	-	
2003-04	Hamilton	AHL	2	2	0	0	120	3	1	1.50	1	0	0	12	0	0	0.00	
2004-05	Hamilton	AHL	53	28	17	6	3075	120	5	2.34	4	0	4	237	13	0	3.29	
2005-06	MONTREAL	NHL	6	3	2	0	312	14	1	2.69	-	-	-	-	-	-	-	
2005-06	Hamilton	AHL	39	17	17	3	2242	111	0	2.97	-	-	-	-	-	-	-	
2006-07	Hamilton	AHL	44	23	14	5	2540	119	1	2.81	1	1	0	54	1	0	1.12	
2007-08	Hamilton	AHL	38	11	19	4	2064	113	0	3.28	-	-	-	-	-	-	-	
2008-09	NEW YORK ILES	NHL	31	10	17	3	1760	84	2	2.86	-	-	-	-	-	-	-	
2008-09	Bridgeport	AHL	10	7	3	0	611	23	0	2.26	-	-	-	-	-	-	-	
2009-10	NEW JERSEY	NHL	12	3	2	1	467	16	0	2.05	-	-	-	-	-	-	-	
2010-11	Khabarovsk Amur	KHL	31	8	17	3	1652	84	2	3.05	-	-	-	-	-	-	-	
2011-12	EDMONTON	NHL	1	0	0	0	32	2	0	3.70	-	-	-	-	-	-	-	
2011-12	Oklahoma City	AHL	43	26	14	2	2545	88	5	2.07	14	8	6	842	33	1	2.35	
	<b>ECAC TOTALS</b>		<b>100</b>	<b>43</b>	<b>43</b>	<b>12</b>	<b>6013</b>	<b>220</b>	<b>13</b>	<b>2.19</b>	-	-	-	-	-	-	-	
	<b>AHL TOTALS</b>		<b>229</b>	<b>114</b>	<b>84</b>	<b>20</b>	<b>13197</b>	<b>577</b>	<b>12</b>	<b>2.62</b>	<b>20</b>	<b>9</b>	<b>10</b>	<b>1145</b>	<b>47</b>	<b>1</b>	<b>2.46</b>	
	<b>KHL TOTALS</b>		<b>31</b>	<b>8</b>	<b>17</b>	<b>3</b>	<b>1652</b>	<b>84</b>	<b>2</b>	<b>3.05</b>	-	-	-	-	-	-	-	
	<b>NHL TOTALS</b>		<b>50</b>	<b>16</b>	<b>21</b>	<b>4</b>	<b>2571</b>	<b>116</b>	<b>4</b>	<b>2.70</b>	-	-	-	-	-	-	-	



## BRANDON DAVIDSON DEFENCE

6'2" 207 lbs Shoots: Left Born: August 21, 1991; Lethbridge, AB

SEASON	TEAM	LEAGUE	GP	REGULAR SEASON				PLAYOFFS				
				G	A	PTS	PIM	GP	G	A	PTS	PIM
2008-09	Lethbridge	AMHL	42	13	11	24	42	-	-	-	-	-
2009-10	Regina	WHL	59	1	33	34	37	-	-	-	-	-
2010-11	Regina	WHL	72	8	44	52	71	-	-	-	-	-
2010-11	Oklahoma City	AHL	1	0	0	0	0	1	0	0	0	0
2011-12	Regina	WHL	69	13	36	49	83	4	0	1	1	6
<b>AHL TOTALS</b>			<b>1</b>	<b>0</b>	<b>0</b>	<b>0</b>	<b>0</b>	<b>1</b>	<b>0</b>	<b>0</b>	<b>0</b>	<b>0</b>
<b>WHL TOTALS</b>			<b>200</b>	<b>22</b>	<b>102</b>	<b>144</b>	<b>191</b>	<b>4</b>	<b>0</b>	<b>1</b>	<b>1</b>	<b>6</b>
<b>AMHL TOTALS</b>			<b>42</b>	<b>13</b>	<b>11</b>	<b>24</b>	<b>42</b>	-	-	-	-	-

Edmonton's 8th choice (6th round), 162nd overall, in 2010 NHL Entry Draft.




## TRAVIS EWANYK CENTRE

6'1" 181 lbs Shoots: Left Born: March 29, 1993; St. Albert, AB

SEASON	TEAM	LEAGUE	GP	REGULAR SEASON				PLAYOFFS				
				G	A	PTS	PIM	GP	G	A	PTS	PIM
2008-09	Edmonton	WHL	2	0	0	0	0	3	0	0	0	0
2009-10	Edmonton	WHL	42	1	4	5	45	-	-	-	-	-
2010-11	Edmonton	WHL	72	16	11	27	126	4	0	0	0	13
2011-12	Edmonton	WHL	11	1	3	4	8	20	3	2	5	10
<b>WHL TOTALS</b>			<b>127</b>	<b>18</b>	<b>18</b>	<b>36</b>	<b>179</b>	<b>7</b>	<b>3</b>	<b>2</b>	<b>0</b>	<b>23</b>

Edmonton's 5th choice (4th round), 74th overall in 2011 NHL Entry Draft



## TAYLOR FEDUN DEFENCE

6'0" 204 lbs Shoots: Right Born: June 4, 1988; Edmonton, Alberta

SEASON	TEAM	LEAGUE	GP	REGULAR SEASON				PLAYOFFS				
				G	A	PTS	PIM	GP	G	A	PTS	PIM
2004-05	Fort Sask.	AJHL	1	0	1	1	0	-	-	-	-	-
2005-06	Fort Sask.	AJHL	60	13	18	31	72	-	-	-	-	-
2006-07	Spruce Grove	AJHL	50	10	33	43	2	10	3	5	8	0
2007-08	Princeton	ECAC	32	4	10	14	32	-	-	-	-	-
2008-09	Princeton	ECAC	35	3	12	15	50	-	-	-	-	-
2009-10	Princeton	ECAC	31	3	14	17	34	-	-	-	-	-
2010-11	Princeton	ECAC	29	10	12	22	38	-	-	-	-	-
<b>ECAC TOTALS</b>			<b>127</b>	<b>20</b>	<b>48</b>	<b>68</b>	<b>154</b>	-	-	-	-	-
<b>AJHL TOTALS</b>			<b>110</b>	<b>23</b>	<b>51</b>	<b>74</b>	<b>74</b>	<b>10</b>	<b>3</b>	<b>5</b>	<b>8</b>	<b>0</b>



## MARTIN GERNAT DEFENCE

**6'4" 196 lbs** Shoots: Left **Born:** April 11, 1993; Kosice, Slovakia

SEASON	TEAM	LEAGUE	GP	REGULAR SEASON					PLAYOFFS				
				G	A	PTS	PIM	GP	G	A	PTS	PIM	
2009-10	Kocise	SVK U18	41	4	24	28	22	-	-	-	-	-	
2010-11	Kocise	SVK U20	28	3	15	18	20	12	3	3	6	10	
2011-12	Edmonton	WHL	60	9	46	55	46	20	7	6	13	8	
<b>WHL TOTALS</b>			<b>60</b>	<b>9</b>	<b>46</b>	<b>55</b>	<b>46</b>	<b>20</b>	<b>7</b>	<b>6</b>	<b>13</b>	<b>8</b>	
<b>SVK TOTALS</b>			<b>69</b>	<b>7</b>	<b>39</b>	<b>46</b>	<b>42</b>	<b>12</b>	<b>3</b>	<b>3</b>	<b>6</b>	<b>10</b>	

Edmonton's 5th round, 122nd overall, selection in the 2011 NHL Entry Draft



## ERIK GUSTAFFSON DEFENCE

**6'1" 204lbs** Shoots: Left **Born:** March 14, 1992; Nynashamn, Sweden

SEASON	TEAM	LEAGUE	GP	REGULAR SEASON					PLAYOFFS				
				G	A	PTS	PIM	GP	G	A	PTS	PIM	
2011-12	Djurgardens	SEL	41	3	4	7	16	-	-	-	-	-	
<b>SEL TOTALS</b>			<b>41</b>	<b>3</b>	<b>4</b>	<b>7</b>	<b>16</b>	<b>-</b>	<b>-</b>	<b>-</b>	<b>-</b>	<b>-</b>	

Edmonton's 4th choice (4th round), 93rd overall, in 2012 NHL Entry Draft.



## CURTIS HAMILTON LEFT WING

**6'3" 214 lbs** Shoots: Left **Born:** December 4, 1991; Tacoma, WA

SEASON	TEAM	LEAGUE	GP	REGULAR SEASON					PLAYOFFS				
				G	A	PTS	PIM	GP	G	A	PTS	PIM	
2006-07	Saskatoon	WHL	2	0	0	0	0	-	-	-	-	-	
2007-08	Saskatoon	WHL	68	14	13	27	43	-	-	-	-	-	
2008-09	Saskatoon	WHL	58	20	28	48	24	7	1	1	2	2	
2009-10	Saskatoon	WHL	26	7	9	16	6	5	2	1	3	6	
2010-11	Saskatoon	WHL	62	26	56	82	22	10	4	7	11	4	
2011-12	Oklahoma City	AHL	41	5	6	11	8	2	0	0	0	2	
<b>AHL TOTALS</b>			<b>41</b>	<b>5</b>	<b>6</b>	<b>11</b>	<b>8</b>	<b>2</b>	<b>0</b>	<b>0</b>	<b>0</b>	<b>2</b>	
<b>WHL TOTALS</b>			<b>216</b>	<b>67</b>	<b>106</b>	<b>173</b>	<b>95</b>	<b>22</b>	<b>7</b>	<b>9</b>	<b>16</b>	<b>12</b>	

Edmonton's 4th choice (2nd round), 48th overall, in 2010 NHL Entry Draft.



## TEEMU HARTIKAINEN LEFT WING

6'1" 211 lbs Shoots: Left Born: May 3, 1990; Kuopio, Finland

SEASON	TEAM	LEAGUE	GP	REGULAR SEASON					PLAYOFFS				
				G	A	PTS	PIM	GP	G	A	PTS	PIM	
2007-08	KalPa Kuopio	FNL	1	0	0	0	0	-	-	-	-	-	
2008-09	KalPa Kuopio	FNL	51	17	6	23	12	12	3	0	3	0	
2009-10	KalPa Kuopio	FNL	53	15	18	33	22	-	-	-	-	-	
2010-11	Oklahoma City	AHL	66	17	25	42	27	6	0	1	1	4	
2010-11	EDMONTON	NHL	12	3	2	5	4	-	-	-	-	-	
2011-12	Oklahoma City	AHL	51	14	18	32	19	14	4	4	8	4	
2011-12	EDMONTON	NHL	17	2	3	5	6	-	-	-	-	-	
<b>NHL TOTALS</b>			<b>29</b>	<b>5</b>	<b>5</b>	<b>10</b>	<b>10</b>	-	-	-	-	-	
<b>AHL TOTALS</b>			<b>117</b>	<b>31</b>	<b>43</b>	<b>74</b>	<b>46</b>	<b>20</b>	<b>4</b>	<b>5</b>	<b>9</b>	<b>8</b>	
<b>FNL TOTALS</b>			<b>105</b>	<b>32</b>	<b>24</b>	<b>56</b>	<b>34</b>	<b>12</b>	<b>3</b>	<b>0</b>	<b>3</b>	<b>0</b>	

Edmonton's 6th round choice, 163rd overall, in 2008 NHL Entry Draft



## TANNER HOUSE CENTRE

6'1" 200 lbs Shoots: Right Born: April 27, 1986; Cochrane, Alberta

SEASON	TEAM	LEAGUE	GP	REGULAR SEASON					PLAYOFFS				
				G	A	PTS	PIM	GP	G	A	PTS	PIM	
2002-03	Canmore	AJHL	2	0	0	0	0	-	-	-	-	-	
2003-04	Canmore	AJHL	58	13	19	32	48	-	-	-	-	-	
2004-05	Canmore	AJHL	58	11	18	29	119	-	-	-	-	-	
2005-06	Penticton	BCHL	52	14	17	31	36	15	5	4	9	11	
2006-07	Penticton	BCHL	58	14	55	69	69	13	4	6	10	12	
2007-08	U of Maine	NCAA	29	1	10	11	12	-	-	-	-	-	
2008-09	U of Maine	NCAA	39	10	14	24	24	-	-	-	-	-	
2009-10	U of Maine	NCAA	35	18	21	39	29	-	-	-	-	-	
2010-11	U of Maine	NCAA	35	10	25	35	56	-	-	-	-	-	
2010-11	Oklahoma City	AHL	6	1	4	5	0	1	0	0	0	0	
2011-12	Oklahoma City	AHL	68	8	12	20	31	14	1	2	3	7	
<b>AHL TOTALS</b>			<b>74</b>	<b>9</b>	<b>16</b>	<b>25</b>	<b>31</b>	<b>15</b>	<b>1</b>	<b>2</b>	<b>3</b>	<b>7</b>	
<b>NCAA TOTALS</b>			<b>138</b>	<b>39</b>	<b>70</b>	<b>109</b>	<b>121</b>	-	-	-	-	-	
<b>BCHL TOTALS</b>			<b>110</b>	<b>28</b>	<b>72</b>	<b>100</b>	<b>105</b>	<b>28</b>	<b>9</b>	<b>10</b>	<b>19</b>	<b>23</b>	
<b>AJHL TOTALS</b>			<b>118</b>	<b>24</b>	<b>37</b>	<b>61</b>	<b>167</b>	-	-	-	-	-	




## KELLEN JONES CENTRE

5'9" 175 lbs Shoots: Left Born: August 16, 1990; Montrose, BC

SEASON	TEAM	LEAGUE	GP	REGULAR SEASON					PLAYOFFS				
				G	A	PTS	PIM	GP	G	A	PTS	PIM	
2006-07	Vernon	BCHL	2	0	1	1	0	-	-	-	-	-	
2007-08	Vernon	BCHL	60	12	55	67	30	-	-	-	-	-	
2008-09	Vernon	BCHL	51	15	37	52	16	-	-	-	-	-	
2009-10	Vernon	BCHL	41	12	41	53	18	-	-	-	-	-	
2010-11	Quinnipiac U.	ECAC	38	8	14	22	33	-	-	-	-	-	
2011-12	Quinnipiac U.	ECAC	36	14	22	36	39	-	-	-	-	-	
<b>ECAC TOTALS</b>			<b>74</b>	<b>22</b>	<b>36</b>	<b>58</b>	<b>72</b>	-	-	-	-	-	
<b>BCHL TOTALS</b>			<b>154</b>	<b>39</b>	<b>134</b>	<b>173</b>	<b>64</b>	-	-	-	-	-	

Edmonton's 11th choice (7th round), 202nd overall, in 2010 NHL Entry Draft.





## JUHJAR KHAIRA LEFT WING

**6'3" 206 lbs Shoots: Left Born:** August 13, 1994; Surrey, BC

SEASON	TEAM	LEAGUE	REGULAR SEASON					PLAYOFFS				
			GP	G	A	PTS	PIM	GP	G	A	PTS	PIM
2010-11	Prince George	BCHL	58	10	32	42	21	-	-	-	-	-
2011-12	Prince George	BCHL	54	29	50	79	69	4	0	2	2	2
<b>BCHL TOTALS</b>			<b>112</b>	<b>39</b>	<b>82</b>	<b>123</b>	<b>90</b>	<b>4</b>	<b>0</b>	<b>2</b>	<b>2</b>	<b>2</b>

Edmonton's 3rd choice (3rd round), 63rd overall, in 2012 NHL Entry Draft.



## OSCAR KLEFBOM DEFENCE

**6'3" 208 lbs Shoots: Left Born:** July 20, 1993; Karlstad, Sweden

SEASON	TEAM	LEAGUE	REGULAR SEASON					PLAYOFFS				
			GP	G	A	PTS	PIM	GP	G	A	PTS	PIM
2009-10	Farjestads BK	J18	19	6	10	16	27	-	-	-	-	-
2010-11	Farjestads BK	SEL	23	1	1	2	2	-	-	-	-	-
2011-12	Farjestads BK	J20	15	1	3	4	0	-	-	-	-	-
2011-12	Farjestads BK	SEL	33	2	0	2	4	11	0	1	1	2
<b>SEL TOTALS</b>			<b>46</b>	<b>3</b>	<b>1</b>	<b>4</b>	<b>6</b>	<b>11</b>	<b>0</b>	<b>1</b>	<b>1</b>	<b>2</b>
<b>J20 TOTALS</b>			<b>15</b>	<b>1</b>	<b>3</b>	<b>4</b>	<b>0</b>	<b>-</b>	<b>-</b>	<b>-</b>	<b>-</b>	<b>-</b>

Edmonton's 2nd choice (1st round), 19th overall, in 2011 NHL Entry Draft.




## JOEY LALEGGIA DEFENCE

**5'10" 184 lbs Shoots: Left Born:** June 24, 1992; Burnaby, BC

SEASON	TEAM	LEAGUE	REGULAR SEASON					PLAYOFFS				
			GP	G	A	PTS	PIM	GP	G	A	PTS	PIM
2008-09	Penticton	BCHL	2	0	0	0	0	-	-	-	-	-
2009-10	Penticton	BCHL	54	13	52	65	19	16	2	10	12	8
2010-11	Penticton	BCHL	58	20	62	82	47	9	1	9	10	12
2011-12	U of Denver	WCHA	43	11	27	38	35	-	-	-	-	-
<b>WCHA TOTALS</b>			<b>43</b>	<b>11</b>	<b>27</b>	<b>38</b>	<b>35</b>	<b>-</b>	<b>-</b>	<b>-</b>	<b>-</b>	<b>-</b>
<b>BCHL TOTALS</b>			<b>114</b>	<b>33</b>	<b>114</b>	<b>147</b>	<b>66</b>	<b>25</b>	<b>3</b>	<b>19</b>	<b>22</b>	<b>20</b>

Edmonton's 5th choice (5th round), 123rd overall, in 2012 NHL Entry Draft.



## ANTON LANDER CENTRE

**6'0" 185 lbs Shoots: Left Born:** April 24, 1991; Sundsvall, Sweden

SEASON	TEAM	LEAGUE	REGULAR SEASON					PLAYOFFS				
			GP	G	A	PTS	PIM	GP	G	A	PTS	PIM
2007-08	Timra IK	SEL	32	1	2	3	4	10	0	0	0	0
2008-09	Timra IK	SEL	47	4	6	10	12	7	0	0	0	4
2009-10	Timra IK	SEL	49	7	9	16	14	-	-	-	-	-
2010-11	Timra IK	SEL	49	11	15	26	38	-	-	-	-	-
2011-12	Oklahoma City	AHL	14	1	4	5	10	14	2	2	4	4
2011-12	EDMONTON	NHL	56	2	4	6	12	-	-	-	-	-
<b>NHL TOTALS</b>			<b>56</b>	<b>2</b>	<b>4</b>	<b>6</b>	<b>12</b>	<b>-</b>	<b>-</b>	<b>-</b>	<b>-</b>	<b>-</b>
<b>AHL TOTALS</b>			<b>14</b>	<b>1</b>	<b>4</b>	<b>5</b>	<b>10</b>	<b>14</b>	<b>2</b>	<b>2</b>	<b>4</b>	<b>4</b>
<b>SWEDEN TOTALS</b>			<b>177</b>	<b>23</b>	<b>32</b>	<b>55</b>	<b>68</b>	<b>17</b>	<b>0</b>	<b>0</b>	<b>0</b>	<b>4</b>

Edmonton's 2nd choice (2nd round), 40th overall, in 2009 NHL Entry Draft.



## MARTIN MARINCIN DEFENCE

**6'5" 186 lbs** Shoots: Left **Born:** February 18, 1992; Kosice, SVK

SEASON	TEAM	LEAGUE	GP	REGULAR SEASON					PLAYOFFS				
				G	A	PTS	PIM	GP	G	A	PTS	PIM	
2008-09	Kosice	SVK JR.	46	11	15	26	50	-	-	-	-	-	-
2009-10	Slovakia U20	SVK	35	2	4	6	71	-	-	-	-	-	-
2010-11	Prince George	WHL	67	14	42	56	65	4	1	4	5	6	
2010-11	Oklahoma City	AHL	1	0	0	0	2	-	-	-	-	-	
2011-12	Prince George	WHL	30	4	13	17	25	-	-	-	-	-	
2011-12	Regina	WHL	28	7	16	23	10	5	2	0	2	6	
2011-12	Oklahoma City	AHL	6	0	1	1	2	-	-	-	-	-	
<b>AHL TOTALS</b>			<b>7</b>	<b>0</b>	<b>1</b>	<b>1</b>	<b>4</b>	-	-	-	-	-	
<b>WHL TOTALS</b>			<b>125</b>	<b>25</b>	<b>71</b>	<b>96</b>	<b>100</b>	<b>9</b>	<b>3</b>	<b>4</b>	<b>7</b>	<b>12</b>	
<b>SVK TOTALS</b>			<b>35</b>	<b>2</b>	<b>4</b>	<b>6</b>	<b>71</b>	-	-	-	-	-	

Edmonton's 3rd choice (2nd round), 46th overall, in 2010 NHL Entry Draft.



## RYAN MARTINDALE CENTRE

**6'3" 207 lbs** Shoots: Left **Born:** October 27, 1991; Brooklin, ON

SEASON	TEAM	LEAGUE	GP	REGULAR SEASON					PLAYOFFS				
				G	A	PTS	PIM	GP	G	A	PTS	PIM	
2007-08	Ottawa	OHL	64	8	9	17	18	4	0	0	0	2	
2008-09	Ottawa	OHL	53	23	24	47	14	7	2	1	3	7	
2009-10	Ottawa	OHL	61	19	41	60	37	12	4	5	9	6	
2010-11	Ottawa	OHL	65	34	49	83	28	4	3	2	5	2	
2011-12	Oklahoma City	AHL	16	0	2	2	4	-	-	-	-	-	
2011-12	Stockton	ECHL	34	6	9	15	10	-	-	-	-	-	
<b>AHL TOTALS</b>			<b>16</b>	<b>0</b>	<b>2</b>	<b>2</b>	<b>4</b>	-	-	-	-	-	
<b>ECHL TOTALS</b>			<b>34</b>	<b>6</b>	<b>9</b>	<b>15</b>	<b>10</b>	-	-	-	-	-	
<b>OHL TOTALS</b>			<b>243</b>	<b>84</b>	<b>123</b>	<b>207</b>	<b>97</b>	<b>27</b>	<b>9</b>	<b>8</b>	<b>17</b>	<b>17</b>	

Edmonton's 5th choice (3rd round), 61st overall, in 2010 NHL Entry Draft.



## JOHN MCCARRON LEFT WING

**6'2" 225 lbs** Shoots: Right **Born:** April 16, 1992; Macomb, MI

SEASON	TEAM	LEAGUE	GP	REGULAR SEASON					PLAYOFFS				
				G	A	PTS	PIM	GP	G	A	PTS	PIM	
2008-09	Lincoln	USHL	19	2	0	2	-	-	-	-	-	-	
2009-10	Lincoln	USHL	58	7	19	26	-	-	-	-	-	-	
2010-11	Lincoln	USHL	60	24	33	57	-	-	-	-	-	-	
2011-12	Cornell	ECAC	35	6	13	19	61	-	-	-	-	-	
<b>ECAC TOTALS</b>			<b>35</b>	<b>6</b>	<b>13</b>	<b>19</b>	<b>61</b>	-	-	-	-	-	
<b>USHL TOTALS</b>			<b>137</b>	<b>33</b>	<b>52</b>	<b>104</b>	-	-	-	-	-	-	

Edmonton's 6th round choice, 153rd overall, in 2012 NHL Entry Draft.



**MITCHELL MOROZ** LEFT WING**6'2" 212 lbs** Shoots: Left **Born:** May 3, 1994; Calgary, AB

SEASON	TEAM	LEAGUE	REGULAR SEASON					PLAYOFFS				
			GP	G	A	PTS	PIM	GP	G	A	PTS	PIM
2009-10	Edmonton	WHL	7	0	1	1	2	0	0	0	0	0
2010-11	Edmonton	WHL	1	0	0	0	0	0	0	0	0	0
2011-12	Edmonton	WHL	66	16	9	25	131	20	4	4	8	24
<b>WHL TOTALS</b>			<b>74</b>	<b>16</b>	<b>10</b>	<b>26</b>	<b>133</b>	<b>20</b>	<b>4</b>	<b>4</b>	<b>8</b>	<b>24</b>

Edmonton's 2nd choice (2nd round), 32nd overall, in 2012 NHL Entry Draft.

**DAVID MUSIL** DEFENCE**6'4" 198 lbs** Shoots: Left **Born:** April 9, 1993; Calgary, AB

SEASON	TEAM	LEAGUE	REGULAR SEASON					PLAYOFFS				
			GP	G	A	PTS	PIM	GP	G	A	PTS	PIM
2009-10	Vancouver	WHL	71	7	25	32	67	16	2	2	4	8
2010-11	Vancouver	WHL	62	6	19	25	83	4	0	1	1	2
2011-12	Vancouver	WHL	59	6	21	27	104	-	-	-	-	-
<b>WHL TOTALS</b>			<b>192</b>	<b>19</b>	<b>65</b>	<b>84</b>	<b>254</b>	<b>20</b>	<b>2</b>	<b>3</b>	<b>5</b>	<b>10</b>

Edmonton's 3rd choice, 31st overall, in 2011 NHL Entry Draft

**KRISTIAN PELSS** FORWARD**5'11" 185 lbs** Shoots: Left **Born:** September 9, 1992; Preili, Latvia

SEASON	TEAM	LEAGUE	REGULAR SEASON					PLAYOFFS				
			GP	G	A	PTS	PIM	GP	G	A	PTS	PIM
2009-10	Dyn. Riga	BLR JR.	46	6	3	9	28	-	-	-	-	-
2010-11	Edmonton	WHL	63	14	19	33	31	4	0	2	2	6
2011-12	Edmonton	WHL	63	28	22	50	95	17	5	5	10	4
<b>WHL TOTALS</b>			<b>126</b>	<b>42</b>	<b>41</b>	<b>83</b>	<b>126</b>	<b>21</b>	<b>5</b>	<b>7</b>	<b>12</b>	<b>10</b>
<b>BLR JR. TOTALS</b>			<b>46</b>	<b>6</b>	<b>3</b>	<b>9</b>	<b>28</b>	-	-	-	-	-

Edmonton's 10th choice (7th round), 181st overall, in 2010 NHL Entry Draft.

**SAMU PERHONEN** GOALTENDER**6'5" 199lbs** Catches: Left **Born:** March 7, 1993; Jamsankoski, Finland

SEASON	TEAM	LEAGUE	REGULAR SEASON								PLAYOFFS						
			GP	W	L	OTL	MINS	GA	SO	GAA	GP	W	L	MINS	GA	SO	GAA
2009-10	JYP U18	FNL JR.	8	-	-	-	-	-	-	3.27	-	-	-	-	-	-	-
2010-11	JYP U20	FNL JR.	29	-	-	-	-	-	-	2.71	12	-	-	-	-	2.44	
2011-12	JYP-Akatemia	Finland 2	11	3	8	-	630	40	-	3.81	-	-	-	-	-	-	
2011-12	JYP U20	FNL JR.	5	4	0	-	268	14	0	3.14	-	-	-	-	-	-	
<b>FNL JR. TOTALS</b>			<b>37</b>							<b>2.88</b>	<b>12</b>					<b>2.44</b>	
<b>Finland 2 TOTALS</b>			<b>11</b>	<b>3</b>	<b>8</b>		<b>630</b>	<b>40</b>	<b>0</b>	<b>3.81</b>							

Edmonton's 4th choice, 3rd round, 62nd overall, in 2011 NHL Entry Draft.



## TYLER PITLICK CENTRE

**6'2" 193 lbs** Shoots: Right **Born:** November 1, 1991; Minneapolis, MN

SEASON	TEAM	LEAGUE	GP	REGULAR SEASON				PLAYOFFS				
				G	A	PTS	PIM	GP	G	A	PTS	PIM
2008-09	Centennial High School		27	30	32	62	-	-	-	-	-	-
2009-10	Mankato-Minnesota	NCAA	38	11	8	19	27	-	-	-	-	-
2010-11	Medicine Hat	WHL	56	27	35	62	31	-	-	-	-	-
2011-12	Oklahoma City	AHL	62	7	16	23	28	13	2	5	7	2
<b>AHL TOTALS</b>			<b>62</b>	<b>7</b>	<b>16</b>	<b>23</b>	<b>28</b>	<b>13</b>	<b>2</b>	<b>5</b>	<b>7</b>	<b>2</b>
<b>WHL TOTALS</b>			<b>56</b>	<b>27</b>	<b>35</b>	<b>62</b>	<b>31</b>	-	-	-	-	-
<b>NCAA TOTALS</b>			<b>38</b>	<b>11</b>	<b>8</b>	<b>19</b>	<b>27</b>	-	-	-	-	-
<b>HIGH SCHOOL TOTALS</b>			<b>27</b>	<b>30</b>	<b>32</b>	<b>62</b>	-	-	-	-	-	-

Edmonton's 2nd choice (2nd round), 31st overall, in 2010 NHL Entry Draft.



## ALEX PLANTE DEFENCE

**6'4" 215 lbs** Shoots: Right **Born:** May 9, 1989; Brandon, Manitoba

SEASON	TEAM	LEAGUE	GP	REGULAR SEASON				PLAYOFFS				
				G	A	PTS	PIM	GP	G	A	PTS	PIM
2004-05	Brandon	MMHL	37	5	21	26	120	-	-	-	-	-
	Calgary	WHL	8	0	0	0	6	11	0	0	0	17
2005-06	Calgary	WHL	54	1	3	4	72	13	0	0	0	6
2006-07	Calgary	WHL	58	8	30	38	81	13	5	6	11	14
2007-08	Calgary	WHL	36	1	1	2	28	15	0	4	4	10
2008-09	Calgary	WHL	68	8	37	45	157	18	6	9	15	41
2009-10	Springfield	AHL	49	2	7	9	122	-	-	-	-	-
2009-10	EDMONTON	NHL	4	0	1	1	2	-	-	-	-	-
2010-11	Oklahoma City	AHL	73	2	15	17	138	5	0	0	0	12
2010-11	EDMONTON	NHL	3	0	0	0	11	-	-	-	-	-
2011-12	Oklahoma City	AHL	41	1	13	14	84	14	0	1	1	26
2011-12	EDMONTON	NHL	3	0	1	1	2	-	-	-	-	-
<b>NHL TOTALS</b>			<b>10</b>	<b>0</b>	<b>2</b>	<b>2</b>	<b>15</b>	-	-	-	-	-
<b>AHL TOTALS</b>			<b>163</b>	<b>5</b>	<b>35</b>	<b>40</b>	<b>346</b>	<b>19</b>	<b>0</b>	<b>1</b>	<b>1</b>	<b>38</b>
<b>WHL TOTALS</b>			<b>224</b>	<b>18</b>	<b>71</b>	<b>89</b>	<b>344</b>	<b>70</b>	<b>11</b>	<b>19</b>	<b>30</b>	<b>88</b>

Edmonton's 2nd choice (1st round), 15th overall, in 2007 NHL Entry Draft.



## TOBIAS RIEDER LEFT WING

**5'10" 187 lbs** Shoots: Left **Born:** January 10, 1993; Landshut, Germany

SEASON	TEAM	LEAGUE	GP	REGULAR SEASON				PLAYOFFS				
				G	A	PTS	PIM	GP	G	A	PTS	PIM
2009-10	Landshut	GBun 2	45	10	13	23	28	6	0	0	0	0
2010-11	Kitchener	OHL	65	23	26	49	35	7	0	2	2	4
2011-12	Kitchener	OHL	60	42	42	84	25	16	13	14	27	4
<b>OHL TOTALS</b>			<b>125</b>	<b>65</b>	<b>68</b>	<b>133</b>	<b>60</b>	<b>23</b>	<b>13</b>	<b>16</b>	<b>29</b>	<b>8</b>
<b>GBun 2 TOTALS</b>			<b>45</b>	<b>10</b>	<b>13</b>	<b>23</b>	<b>28</b>	<b>6</b>	<b>0</b>	<b>0</b>	<b>0</b>	<b>0</b>

Edmonton's 7th choice (4th round), 114th overall, in 2011 NHL Entry Draft.

**OLIVIER ROY** GOALTENDER**5'11" 179 lbs** Catches: Left **Born:** July 12, 1991; Amqui, Quebec

SEASON	TEAM	LEAGUE	REGULAR SEASON						PLAYOFFS								
			GP	W	L	OTL	MIN	GA	SO	GAA	GP	W	L	MIN	GA	SO	GAA
2007-08	Cape Breton	QMJHL	47	27	11	3	2428	116	4	2.87	11	5	6	707	30	1	2.55
2008-09	Cape Breton	QMJHL	54	35	12	3	2935	139	3	2.84	11	7	4	739	30	0	2.43
2009-10	Cape Breton	QMJHL	54	32	21	3	3155	138	5	2.62	5	1	4	311	19	0	3.66
2009-10	Springfield	AHL	3	1	1	0	140	6	0	2.57	-	-	-	-	-	-	-
2010-11	Acadie-Bathurst	QMJHL	45	29	13	2	2604	121	2	2.79	3	0	2	105	12	0	6.88
2011-12	Oklahoma City	AHL	3	1	0	0	128	5	0	2.30	-	-	-	-	-	-	-
2011-12	Stockton	ECHL	40	16	18	5	2388	99	4	2.49	8	4	4	488	20	0	2.46
	<b>AHL TOTALS</b>		<b>6</b>	<b>2</b>	<b>1</b>	<b>0</b>	<b>268</b>	<b>11</b>	<b>0</b>	<b>2.46</b>	-	-	-	-	-	-	-
	<b>ECHL TOTALS</b>		<b>40</b>	<b>16</b>	<b>18</b>	<b>5</b>	<b>2388</b>	<b>99</b>	<b>4</b>	<b>2.49</b>	<b>8</b>	<b>4</b>	<b>4</b>	<b>488</b>	<b>20</b>	<b>0</b>	<b>2.46</b>
	<b>QMJHL TOTALS</b>		<b>200</b>	<b>123</b>	<b>62</b>	<b>8</b>	<b>11122</b>	<b>512</b>	<b>14</b>	<b>2.76</b>	<b>30</b>	<b>13</b>	<b>16</b>	<b>1862</b>	<b>91</b>	<b>1</b>	<b>2.93</b>

Edmonton's 7th choice, 5th round, 133rd overall, in 2009 NHL Entry Draft.

**DILLON SIMPSON** DEFENCE**6'1" 198 lbs** Shoots: Left **Born:** February 10, 1993; Edmonton, AB

SEASON	TEAM	LEAGUE	REGULAR SEASON						PLAYOFFS				
			GP	G	A	PTS	PIM	GP	G	A	PTS	PIM	
2008-09	Spruce Grove	AJHL	1	0	0	0	0	-	-	-	-	-	
2009-10	Spruce Grove	AJHL	58	12	29	41	19	16	0	6	6	4	
2010-11	U of North Dakota	NCAA	30	2	8	10	8	-	-	-	-		
2011-12	U of North Dakota	WCHA	42	2	16	18	8	-	-	-	-		
	<b>NCAA TOTALS</b>		<b>72</b>	<b>4</b>	<b>24</b>	<b>28</b>	<b>16</b>	-	-	-	-		
	<b>AJHL TOTALS</b>		<b>59</b>	<b>12</b>	<b>29</b>	<b>41</b>	<b>19</b>	<b>16</b>	<b>0</b>	<b>6</b>	<b>6</b>	<b>4</b>	

Edmonton's 4th round selection, 92nd overall, in 2011 NHL Entry Draft

**COLTEN TEUBERT** DEFENCE**6'4" 201 lbs** Shoots: Right **Born:** March 8, 1990; White Rock, BC

SEASON	TEAM	LEAGUE	REGULAR SEASON						PLAYOFFS				
			GP	G	A	PTS	PIM	GP	G	A	PTS	PIM	
2005-06	Regina	WHL	14	0	2	2	16	6	0	1	1	4	
2006-07	Regina	WHL	63	3	8	11	91	10	0	1	1	13	
2007-08	Regina	WHL	66	7	16	23	135	6	1	4	5	6	
2008-09	Regina	WHL	60	12	25	37	136	-	-	-	-	-	
2009-10	Regina	WHL	60	10	30	40	115	-	-	-	-	-	
2009-10	Ontario Reign	ECHL	10	1	2	3	10	-	-	-	-	-	
2010-11	Manchester	AHL	39	2	8	10	57	-	-	-	-	-	
2010-11	Oklahoma City	AHL	20	2	5	7	26	2	0	0	0	0	
2011-12	Oklahoma City	AHL	46	2	8	10	60	4	0	0	0	2	
2011-12	EDMONTON	NHL	24	0	1	1	25	-	-	-	-	-	
	<b>NHL TOTALS</b>		<b>24</b>	<b>0</b>	<b>1</b>	<b>1</b>	<b>25</b>	-	-	-	-	-	
	<b>AHL TOTALS</b>		<b>105</b>	<b>6</b>	<b>21</b>	<b>27</b>	<b>143</b>	<b>6</b>	<b>0</b>	<b>0</b>	<b>0</b>	<b>2</b>	
	<b>ECHL TOTALS</b>		<b>10</b>	<b>1</b>	<b>2</b>	<b>3</b>	<b>10</b>	-	-	-	-	-	
	<b>WHL TOTALS</b>		<b>203</b>	<b>20</b>	<b>56</b>	<b>76</b>	<b>357</b>	<b>22</b>	<b>1</b>	<b>6</b>	<b>7</b>	<b>23</b>	

Los Angeles' 1st round choice, 13th overall, in 2008 NHL Entry Draft



## FRANS TUOHIMAA GOALTENDER

**6'2" 192 lbs** Catches: Right **Born:** August 19, 1991; Helsinki, Finland

SEASON	TEAM	LEAGUE	REGULAR SEASON						PLAYOFFS								
			GP	W	L	OTL	MIN	GA	SO	GAA	GP	W	L	MIN	GA	SO	GAA
2009-10	HIFK U20	FNL JR.	20	-	-	-	-	-	-	2.89	12	-	-	-	-	-	2.67
2010-11	Jokerit	FNL JR.	37	-	-	-	2183	-	2.14	7	-	-	-	-	-	2.97	
2011-12	Jokerit	FNL	18	6	6	5	1042	46	2.65	-	-	-	-	-	-	-	
	<b>FNL TOTALS</b>		<b>18</b>	<b>6</b>	<b>6</b>	<b>5</b>	<b>1042</b>	<b>46</b>	<b>2.65</b>	-	-	-	-	-	-	-	
	<b>FNL JR. TOTALS</b>		<b>57</b>	-	-	-	-	-	<b>2.45</b>	<b>19</b>	-	-	-	-	-	<b>2.77</b>	

Edmonton's 9th choice, 7th round, 182nd overall, in 2011 NHL Entry Draft.



## ANTTI TYRVAINEN CENTRE

**6'0" 196 lbs** Shoots: Left **Born:** April 3, 1989; Seinajoki, Finland

SEASON	TEAM	LEAGUE	REGULAR SEASON						PLAYOFFS				
			GP	G	A	PTS	PIM	GP	G	A	PTS	PIM	
2008-09	Pelicans	FNL	5	0	0	0	0	1	0	0	0	0	
2009-10	Pelicans	FNL	32	8	3	11	85	-	-	-	-	-	
2010-11	Pelicans	FNL	52	14	9	23	186	-	-	-	-	-	
2011-12	Oklahoma City	AHL	55	6	13	19	71	14	0	1	1	20	
	<b>AHL TOTALS</b>		<b>55</b>	<b>6</b>	<b>13</b>	<b>19</b>	<b>71</b>	<b>14</b>	<b>0</b>	<b>1</b>	<b>1</b>	<b>20</b>	
	<b>FNL TOTALS</b>		<b>89</b>	<b>22</b>	<b>12</b>	<b>34</b>	<b>271</b>	<b>1</b>	<b>0</b>	<b>0</b>	<b>0</b>	<b>0</b>	



## CHRIS VANDE VELDE CENTRE

**6'2" 204 lbs** Shoots: Left **Born:** March 15, 1987; Moorhead, Minnesota

SEASON	TEAM	LEAGUE	REGULAR SEASON						PLAYOFFS				
			GP	G	A	PTS	PIM	GP	G	A	PTS	PIM	
2003-04	Moorhead H.S.	USHS-MN	29	19	24	43	-	-	-	-	-		
2004-05	Moorhead H.S.	USHS-MN	30	35	32	67	28	-	-	-	-		
	Lincoln	USHL	7	1	4	5	0	4	0	2	2	0	
2005-06	Lincoln	USHL	56	16	20	36	70	9	1	3	4	10	
2006-07	U of North Dakota	NCAA	38	3	6	9	37	-	-	-	-	-	
2007-08	U of North Dakota	NCAA	43	15	17	32	38	-	-	-	-	-	
2008-09	U of North Dakota	NCAA	43	18	17	35	69	-	-	-	-	-	
2009-10	U of North Dakota	NCAA	42	16	25	41	22	-	-	-	-	-	
2010-11	Oklahoma City	AHL	67	12	4	16	45	6	1	0	1	6	
2010-11	EDMONTON	NHL	12	0	2	2	12	-	-	-	-	-	
2011-12	EDMONTON	NHL	5	1	0	1	2	-	-	-	-	-	
2011-12	Oklahoma City	AHL	68	7	16	23	33	14	6	0	6	10	
	<b>NHL TOTALS</b>		<b>17</b>	<b>1</b>	<b>2</b>	<b>3</b>	<b>14</b>	-	-	-	-	-	
	<b>AHL TOTALS</b>		<b>135</b>	<b>19</b>	<b>20</b>	<b>39</b>	<b>78</b>	<b>20</b>	<b>7</b>	<b>0</b>	<b>7</b>	<b>16</b>	
	<b>COLLEGIATE TOTALS</b>		<b>166</b>	<b>52</b>	<b>65</b>	<b>117</b>	<b>166</b>	-	-	-	-	-	

Edmonton's 5th choice (4th round), 97th overall, in 2005 NHL Entry Draft.




**DANIIL ZHARKOV** LEFT WING

**6'4" 211 lbs Shoots:** Left **Born:** February 6, 1994; St. Petersburg, Russia

SEASON	TEAM	LEAGUE	REGULAR SEASON					PLAYOFFS				
			GP	G	A	PTS	PIM	GP	G	A	PTS	PIM
2010-11	Tri-City	USHL	36	8	3	11	27	-	-	-	-	-
2011-12	Belleville	OHL	50	23	13	36	25	6	1	2	3	2
	<b>OHL TOTALS</b>		<b>50</b>	<b>23</b>	<b>13</b>	<b>36</b>	<b>25</b>	<b>6</b>	<b>1</b>	<b>2</b>	<b>3</b>	<b>2</b>
	<b>USHL TOTALS</b>		<b>36</b>	<b>8</b>	<b>3</b>	<b>11</b>	<b>27</b>	-	-	-	-	-

Edmonton's 3rd choice (3rd round), 91st overall, in 2012 NHL Entry Draft.



## 2012 - 2013 PLAYER PERSONNEL

## GOALTENDERS (7)

NAME	POS	CATCHES	HT	WT	BIRTHDATE	BIRTHPLACE	10-11 TEAM	GP	MIN	GA	SO	GAA
Bunz, Tyler	G	Left	6'2"	215 lbs	February 11, 1992	St. Albert, AB	Medicine Hat (WHL)	61	3616	155	3	2.57
Danis, Yann	G	Left	5'11"	182 lbs	June 21, 1981	Lafontaine, QC	Oklahoma City (AHL)	43	2545	88	5	2.07
Dubnyk, Devan	G	Left	6'5"	210 lbs	May 4, 1986	Regina, SK	EDMONTON	47	2653	118	2	2.67
Khabibulin, Nikolai	G	Left	6'1"	206 lbs	January 13, 1973	Sverdlovsk, RUS.	EDMONTON	40	2261	100	0	2.65
Perhonen, Samu	G	Left	6'5"	199 lbs	March 7, 1993	Jamsankoski, FIN	JYP-Akatemia (Finland2)	11	630	40	0	3.81
Roy, Olivier	G	Left	5'11"	179 lbs	July 12, 1991	Amqui, QC	JYP U20 (FNL Junior)	5	268	14	0	3.14
Tuohimaa, Frans	G	Left	6'2"	192 lbs	August 19, 1991	Helsinki, FIN	Oklahoma City (AHL)	3	128	5	0	2.34
							Stockton (ECHL)	40	2388	99	4	2.49
							Johertt Jr. (FNL)	18	1042	46	2	2.65

## DEFENCE (20)

NAME	POS	SHOOTS	HT	WT	BIRTHDATE	BIRTHPLACE	09-10 TEAM	GP	G	A	PTS	PIM
Bigos, Kyle	D	Right	6'5"	251 lbs	May 12, 1989	Upland, CA	Merrimack (NCAA)	34	4	13	17	125
Davidson, Brandon	D	Left	6'2"	207 lbs	August 21, 1991	Lethbridge, AB	Regina (WHL)	13	36	36	49	83
Fedun, Taylor	D	Right	6'0"	204 lbs	June 4, 1988	Edmonton, AB	DNP-Injured	-	-	-	-	-
Gemat, Martin	D	Left	6'4"	196 lbs	April 11, 1993	Kosice, SVK	Edmonton (WHL)	60	9	46	55	46
Gustafsson, Erik	D	Left	6'1"	204 lbs	March 14, 1992	Nyasaamn, SWE	Djurgardens (SEL)	41	3	0	7	16
Kiefboom, Oscar	D	Left	6'3"	208 lbs	July 20, 1993	Karlstad, SWE	Farijstads (SEL)	4	4	0	2	4
Lalegria, Joey	D	Left	5'10"	184 lbs	June 24, 1992	Burnaby, BC	U of Denver (WCHA)	33	27	38	35	35
Marrincin, Martin	D	Left	6'5"	186 lbs	February 18, 1992	Kosice, SVK	Prince George (WHL)	40	4	13	17	25
							Regina (WHL)	28	7	16	23	10
							Oklahoma City (AHL)	6	0	1	1	2
Musil, David	D	Left	6'4"	198 lbs	April 9, 1993	Calgary, AB	Vancouver (WHL)	59	6	21	27	104
Peckham, Theo	D	Left	6'2"	236 lbs	November 10, 1987	Richmond Hill, ON	EDMONTON	54	1	2	3	80
Petry, Jeff	D	Right	6'3"	200 lbs	December 9, 1987	Ann Arbor, MI	EDMONTON	73	2	23	25	26
Plante, Alex	D	Right	6'4"	215 lbs	May 9, 1989	Brandon, MB	EDMONTON	3	0	1	1	2
Potter, Corey	D	Right	6'3"	206 lbs	January 5, 1984	Lansing, MI	Oklahoma City (AHL)	41	1	13	14	84
Schultz, Justin	D	Right	6'2"	185 lbs	July 6, 1990	Kelowna, BC	EDMONTON	62	4	17	21	24
Schultz, Nick	D	Left	6'2"	203 lbs	August 25, 1982	Edmonton, AB	U of Wisconsin	37	16	28	44	12
Simpson, Dillon	D	Left	6'1"	198 lbs	February 10, 1993	Strasbourg, SK	EDMONTON/MINNESOTA	82	1	6	7	40
Smid, Ladislav	D	Left	6'3"	210 lbs	February 10, 1986	Frydant, CZE	U of North Dakota (NCAA)	42	2	16	18	8
Sutton, Andy	D	Left	6'6"	245 lbs	March 10, 1975	Kingston, ON	EDMONTON	78	5	10	15	44
Taubert, Colten	D	Right	6'4"	201 lbs	March 8, 1990	White Rock, BC	EDMONTON	52	3	7	10	80
							EDMONTON	24	0	1	1	25
							Oklahoma City (AHL)	46	2	8	10	60
Whitney, Ryan	D	Left	6'4"	209 lbs	February 19, 1983	Boston, MA	EDMONTON	51	3	17	20	16

## FORWARDS (34)

NAME	POS	SHOOTS	HT	WT	BIRTHDATE	BIRTHPLACE	09-10 TEAM	GP	G	A	PTS	PIM
Abney, Cameron	RW	Right	6'5"	216 lbs	May 23, 1991	Aldergrove, BC	Stockton (ECHL)	29	2	3	5	132
Arcobello, Marc	RW	Right	5'9"	167 lbs	August 12, 1988	Milford, CT	Oklahoma City (AHL)	14	0	0	0	24
Belanger, Eric	C	Left	5'11"	185 lbs	December 16, 1977	Sherbrooke, QC	EDMONTON	73	17	26	43	28
Byers, Dane	LW	Left	6'3"	204 lbs	February 21, 1986	Nipawin, SK	EDMONTON	78	4	12	16	32
							COLUMBUS	8	0	0	0	29
							Springfield (AHL)	61	16	23	39	108

Player	Position	Height	Weight	DOB	Team	GP	PTS	TR	PEN	SHOTS	PPG
Comet, Philippe	LW	6'0"	196 lbs	March 28, 1990	Yat-Senneville, QC	2	0	1	1	0	0
Eager, Ben	LW	6'2"	236 lbs	January 22, 1984	Ottawa, ON	67	24	13	37	26	0
Eberle, Jordan	C	5'11"	184 lbs	May 15, 1990	Regina, SK	63	8	5	13	107	26
Ewanyk, Travis	C	6'1"	181 lbs	March 25, 1993	St. Albert, AB	78	34	42	76	4	8
Gagner, Sam	C	5'11"	199 lbs	August 10, 1989	London, ON	11	1	3	4	0	0
Hall, Taylor	LW	6'1"	195 lbs	November 14, 1991	Calgary, AB	75	18	29	47	36	36
Hamilton, Curtis	LW	6'3"	214 lbs	December 4, 1991	Tacoma, WA	61	27	26	53	36	36
Hartikainen, Teemu	LW	6'1"	211 lbs	May 3, 1990	Kuopio, FIN	17	2	3	5	6	6
Hemsky, Alex	RW	6'0"	185 lbs	August 13, 1983	Pardubice, CZE	51	14	18	32	19	19
Horcoff, Shawn	C	6'1"	207 lbs	September 17, 1978	Trail, BC	69	10	26	36	43	43
Hordichuk, Darcy	LW	6'1"	212 lbs	August 10, 1980	Kamsack, SK	81	13	21	34	24	24
House, Tanner	C	6'1"	200 lbs	August 27, 1986	Cochrane, AB	43	1	2	3	64	64
Jones, Kellen	RW	5'9"	175 lbs	August 16, 1990	Montrose, BC	68	8	12	20	31	31
Jones, Ryan	LW	6'1"	205 lbs	June 14, 1984	Chatham, ON	36	14	22	36	39	39
Khaira, Juihar	LW	6'3"	206 lbs	August 13, 1994	Surrey, BC	79	17	16	33	42	42
Lander, Anton	C	6'0"	185 lbs	April 24, 1991	Sundsvall, SWE	54	29	50	79	69	69
Martindale, Ryan	C	6'3"	207 lbs	October 27, 1991	Brooklin, ON	56	2	4	6	12	12
McCarron, John	LW	6'2"	225 lbs	April 16, 1992	Macomb, MI	16	0	2	2	4	4
Moroz, Mitchell	LW	6'2"	212 lbs	May 3, 1994	Calgary, AB	34	6	9	15	10	10
Nugent-Hopkins, Ryan	C	6'1"	185 lbs	April 12, 1993	Burnaby, BC	35	6	13	19	61	61
Peles, Kristians	LW	6'3"	208 lbs	September 9, 1992	Norrtunga, SWE	66	16	9	25	131	131
Petrell, Lennart	C	5'11"	185 lbs	April 13, 1984	Preike, LAT	62	18	34	52	16	16
Pitlick, Tyler	C	6'3"	215 lbs	November 1, 1991	Heiskinki, FIN	41	2	6	8	4	4
Rieder, Tobias	C	6'2"	193 lbs	January 10, 1993	Minneapolis, MN	60	4	5	9	45	45
Smith, Ryan	LW	5'10"	187 lbs	February 21, 1976	Landshut, GER	62	7	16	23	28	28
Smyth, Ryan	LW	6'1"	192 lbs	April 3, 1969	Bantf, AB	60	42	19	84	25	25
Tyränen, Antti	LW	6'0"	196 lbs	March 15, 1987	Seinajoki, FIN	82	19	27	46	82	82
Vande Velde, Chris	C	6'2"	204 lbs	October 6, 1994	Mooneead, MN	55	6	13	19	71	71
Yakupov, Nail	RW	6'0"	187 lbs	February 6, 1993	Nizhnekamsk, RUS	5	1	0	1	2	2
Zharikov, Danil	LW	6'4"	211 lbs	October 6, 1994	St. Petersburg, RUS	42	31	38	69	30	30

**President of Hockey Operations:** Kevin Lowe  
**General Manager:** Steve Tambellini  
**Senior Vice-President of Hockey Operations:** Craig MacTavish  
**Assistant GM & Director of Hockey Operations/Legal Affairs:** Ricky Olczyk  
**Senior Director, Player Development:** Rick Carriere  
**Director, Player Development:** Mike Sillinger  
**Head Coach:** Ralph Krueger  
**Assistant Coach:** Kelly Buchberger  
**Assistant Coach:** Steve Smith  
**Goatending Coach:** Frederic Chabot  
**Skating & Skills Coach:** Steve Serdachny

**Video Coordinator:** Myles Fee  
**Head Coach, Oklahoma City:** Todd Nelson  
**Assistant Coaches, Oklahoma City:** Gerry Fleming, Rocky Thompson  
**Director, Strength and Conditioning:** Simon Bennett  
**Coordinator, Strength and Conditioning:** Chad Drummond  
**Head Amateur Scout:** Stu MacGregor  
**Head Pro Scout:** Mory Gare  
**Amateur Scouts:** Bob Brown, Bill Dandy, Brad Davis, Kent Hawley, Joseph Gucci, Jim Crosson, Scott Harlow, Dave Heinz  
**Pro Scouts:** Michael Abbenanti, Dave Semenko, Chris Cichocki, Duane Sitter

**European Scouts:** Pelle Eklund, Frank Musil, Robert Nordmark, Matti Virmanen  
**Head Athletic Therapist:** TD, Jeff Lang  
**Head Equipment Manager:** Jeff Lang  
**Assistant Athletic Therapist:** Chris Davie  
**Assistant Equipment Manager:** Brad Harrison  
**Assistant Equipment Manager:** Chad Scharff  
**Massage Therapist:** Steve Lines  
**Physical Therapist Consultant:** Ryan Williams  
**Director, Communications & Media Relations:** J.J. Hebert  
**Manager, Communications & Team Services:** Patrick Garland  
**Coordinator, Communications & Media Relations:** Shawn May

# 2011 - 2012 IN REVIEW

## NHL 2011 - 2012 FINAL STANDINGS

### EASTERN CONFERENCE - 2011-2012

ATLANTIC	GP	W	L	OT	PTS	GF	GA	HOME	AWAY	L10
z - New York Rangers	82	51	24	7	109	226	187	27-12-2	24-12-5	6-4-0
x - Pittsburgh Penguins	82	51	25	6	108	282	221	29-10-2	22-15-4	6-4-0
x - Philadelphia Flyers	82	47	26	9	103	264	232	22-13-6	25-13-3	5-4-1
x - New Jersey Devils	82	48	28	6	102	228	209	24-13-4	24-15-2	7-2-1
New York Islanders	82	34	37	11	79	203	255	17-18-6	17-19-5	5-5-0

NORTHEAST	GP	W	L	OT	PTS	GF	GA	HOME	AWAY	L10
y - Boston Bruins	82	49	29	4	102	269	202	24-14-3	25-15-1	7-2-1
x - Ottawa Senators	82	41	31	10	92	249	240	20-17-4	21-14-6	4-6-0
Buffalo Sabres	82	39	32	11	89	218	230	21-12-8	18-20-3	6-3-1
Toronto Maple Leafs	82	35	37	10	80	231	264	18-16-7	17-21-3	3-5-2
Montreal Canadiens	82	31	35	16	78	212	226	16-15-10	15-20-6	3-3-4

SOUTHEAST	GP	W	L	OT	PTS	GF	GA	HOME	AWAY	L10
y - Florida Panthers	82	38	26	18	94	203	227	21-9-11	17-17-7	2-3-5
x - Washington Capitals	82	42	32	8	92	222	230	26-11-4	16-21-4	6-2-2
Tampa Bay Lightning	82	38	36	8	84	235	281	25-14-2	13-22-6	6-3-1
Winnipeg Jets	82	37	35	10	84	225	246	23-13-5	14-22-5	3-5-2
Carolina Hurricanes	82	33	33	16	82	213	243	20-14-7	13-19-9	5-4-1

### WESTERN CONFERENCE - 2011-2012

CENTRAL	GP	W	L	OT	PTS	GF	GA	HOME	AWAY	L10
y - St Louis Blues	82	49	22	11	109	210	165	30-6-5	19-16-6	4-3-3
x - Nashville Predators	82	48	26	8	104	237	210	26-10-5	22-16-3	6-4-0
x - Detroit Red Wings	82	48	28	6	102	248	203	31-7-3	17-21-3	4-4-2
x - Chicago Blackhawks	82	45	26	11	101	248	238	27-8-6	18-18-5	6-1-3
Columbus Blue Jackets	82	29	46	7	65	202	262	17-21-3	12-25-4	6-4-0

NORTHWEST	GP	W	L	OT	PTS	GF	GA	HOME	AWAY	L10
p - Vancouver Canucks	82	51	22	9	111	249	198	27-10-4	24-12-5	8-1-1
Calgary Flames	82	37	29	16	90	202	226	23-12-6	14-17-10	3-3-4
Colorado Avalanche	82	41	35	6	88	208	220	22-17-2	19-18-4	3-5-2
Minnesota Wild	82	35	36	11	81	177	226	20-17-4	15-19-7	5-4-1
Edmonton Oilers	82	32	40	10	74	212	239	18-17-6	14-23-4	4-4-2

PACIFIC	GP	W	L	OT	PTS	GF	GA	HOME	AWAY	L10
y - Phoenix Coyotes	82	42	27	13	97	216	204	22-13-6	20-14-7	7-1-2
x - San Jose Sharks	82	43	29	10	96	228	210	26-12-3	17-17-7	7-3-0
x - Los Angeles Kings	82	40	27	15	95	194	179	22-14-5	18-13-10	5-2-3
Dallas Stars	82	42	35	5	89	211	222	22-16-3	20-19-2	3-7-0
Anaheim Ducks	82	34	36	12	80	204	231	21-18-2	13-18-10	4-5-1

p - President's Trophy • x - clinched playoffs • y - clinched division • z - clinched conference

## NHL 2011 - 2012 NHL AWARD WINNERS

### HART MEMORIAL TROPHY (League MVP)

Evgeni Malkin, Pittsburgh

### JAMES NORRIS TROPHY (Outstanding Defenceman)

Erik Karlsson, Ottawa

### VEZINA TROPHY (Outstanding Goaltender)

Henrik Lundqvist, N.Y. Rangers

### CALDER MEMORIAL TROPHY (Rookie of the Year)

Gabriel Landeskog, Colorado

### LADY BYNG MEMORIAL TROPHY (Sportsman & Gentlemanly Conduct)

Brian Campbell, Florida

### FRANK J. SELKE TROPHY (Outstanding Defensive Forward)

Patrice Bergeron, Boston

### KING CLANCY AWARD (Humanitarian Contribution to hockey)

Daniel Alfredsson, Ottawa

### JACK ADAMS AWARD (Coach of the Year)

Ken Hitchcock, St. Louis

### BILL MASTERTON MEMORIAL TROPHY

(Perseverance and Sportsmanship)  
Max Pacioretty, Montreal

### TED LINDSAY AWARD (NHLPA Outstanding Player)

Evgeni Malkin, Pittsburgh

### BRIDGESTONE MESSIER LEADERSHIP AWARD

Shane Doan, Phoenix

### NHL FOUNDATION AWARD

Mike Fisher, Nashville

### ART ROSS TROPHY (Leading Scorer)

Evgeni Malkin, Pittsburgh

### MAURICE "ROCKET" RICHARD TROPHY (Leading Goal Scorer)

Steven Stamkos, Tampa Bay

### WILLIAM M. JENNINGS TROPHY (Fewest Goals Against)

Brian Elliott and Jaroslav Halak, St. Louis

### CONN SMYTHE TROPHY (Stanley Cup Playoff MVP)

Jonathan Quick, Los Angeles





## 2011-2012 INDIVIDUAL SCORING LEADERS

PLAYER	TEAM	POS	GP	G	A	P +/-	PIM	PP	SH	GW	OT	S	S%	TOI/G	SFT/G	FO%		
1	Evgeni Malkin	PIT	C	75	50	59	109	+18	70	12	0	9	1	339	14.7	21:01	21.9	47.5
2	Steven Stamkos	TBL	C	82	60	37	97	+7	66	12	0	12	5	303	19.8	22:01	24.6	45.5
3	Claude Giroux	PHI	R	77	28	65	93	+6	29	6	0	5	2	242	11.6	21:32	25.3	53.7
4	Jason Spezza	OTT	C	80	34	50	84	+11	36	10	0	2	0	232	14.7	19:55	26.1	53.5
5	Ilya Kovalchuk	NYJ	L	77	37	46	83	-9	33	10	3	5	0	310	11.9	24:26	25.0	35.1
6	Phil Kessel	TOR	R	82	37	45	82	-10	20	10	0	6	0	295	12.5	20:03	22.9	32.1
7	James Neal	PIT	L	80	40	41	81	+6	87	18	0	4	0	329	12.2	19:08	21.0	26.7
8	John Tavares	NYI	C	82	31	50	81	-6	26	7	0	8	1	286	10.8	20:34	21.7	51.3
9	Henrik Sedin	VAN	C	82	14	67	81	+23	52	8	0	6	0	113	12.4	19:05	24.8	50.1
10	Patrik Elias	NYJ	C	81	26	52	78	-8	16	8	2	3	0	164	15.9	19:51	25.6	44.1
11	Erik Karlsson	OTT	D	81	19	59	78	+16	42	3	0	5	0	261	7.3	25:19	27.2	0.0
12	Marian Hossa	CHI	R	81	29	48	77	+18	20	9	2	4	0	248	11.7	19:57	26.1	33.3
13	Ray Whitney	PHX	L	82	24	53	77	+26	28	8	0	1	0	185	13.0	18:38	20.9	26.7
14	Joe Thornton	SJS	C	82	18	59	77	+17	31	4	0	2	0	156	11.5	20:28	27.0	56.1
15	Marian Gaborik	NYR	R	82	41	35	76	+15	34	10	0	7	3	276	14.9	19:30	22.5	0.0
16	Jordan Eberle	EDM	R	78	34	42	76	+4	10	10	0	4	0	180	18.9	17:35	21.7	44.4
17	Anze Kopitar	LAK	C	82	25	51	76	+12	20	8	2	2	0	230	10.9	21:20	25.1	53.8
18	Martin St Louis	TBL	R	77	25	49	74	-3	16	4	0	3	1	185	13.5	22:37	24.0	43.9
19	Jason Pominville	BUF	R	82	30	43	73	-7	12	8	2	5	2	235	12.8	19:40	24.2	47.7
20	Loui Eriksson	DAL	L	82	26	45	71	+18	12	5	2	3	2	187	13.9	19:45	23.8	43.8
21	Eric Staal	CAR	C	82	24	46	70	-20	48	7	3	3	1	262	9.2	21:32	28.9	52.5
22	Matt Moulson	NYI	L	82	36	33	69	+1	6	14	0	5	0	219	16.4	19:18	21.0	50.0
23	Patrick Sharp	CHI	L	74	33	36	69	+28	38	7	1	8	2	282	11.7	19:53	24.6	47.8
24	Zach Parise	NYJ	L	82	31	38	69	-5	32	7	3	3	1	293	10.6	21:29	25.8	47.6
25	Henrik Zetterberg	DET	L	82	22	47	69	+14	47	3	0	4	0	267	8.2	19:50	24.2	49.1
26	Scott Hartnell	PHI	L	82	37	30	67	+19	136	16	0	6	1	232	15.9	17:46	21.2	31.7
27	Jarome Iginla	CGY	R	82	32	35	67	-10	43	8	0	5	0	251	12.7	20:36	23.0	50.2
28	Daniel Sedin	VAN	L	72	30	37	67	+14	40	10	0	6	2	229	13.1	18:48	25.0	31.6
29	Tyler Seguin	BOS	C	81	29	38	67	+34	30	5	0	7	0	242	12.0	16:56	20.4	43.4
30	Jeffrey Lupul	TOR	L	66	25	42	67	+1	48	8	0	3	0	191	13.1	18:36	21.7	36.2

## NHL GOALTENDING LEADERS MINIMUM 25 GAMES PLAYED

PLAYER	TEAM	GP	GS	SA	GA	GAA	W	L	OT	SV	SV%	SO	G	A	PIM	TOI
1	Brian Elliott	STL	38	36	972	58	1.56	23	10	4	914	.940	9	0	0	2,234:35
2	Jonathan Quick	LAK	69	69	1863	133	1.95	35	21	13	1730	.929	10	0	2	4,099:26
3	Cory Schneider	VAN	33	28	945	60	1.96	20	8	1	885	.937	3	0	2	1,832:50
4	Henrik Lundqvist	NYR	62	62	1753	123	1.97	39	18	5	1630	.930	8	0	2	4,375:30
5	Jaroslav Halak	STL	46	46	1211	90	1.97	26	12	7	1121	.926	6	0	0	2,746:37
6	Jimmy Howard	DET	57	57	1496	119	2.13	35	17	4	1377	.920	6	0	1	6,336:17
7	Mike Smith	PHX	67	67	2066	144	2.21	38	18	10	1922	.930	8	0	2	16,390:12
8	Johan Hedberg	NYJ	27	23	718	59	2.23	17	7	2	659	.918	4	0	0	2,159:10
9	Jean-Sebastien Giguere	COL	32	30	850	69	2.27	15	11	3	781	.919	2	0	0	2,181:34
10	Kari Lehtonen	DAL	59	59	1739	136	2.33	32	22	4	1603	.922	4	0	3	3,496:49
11	Miikka Kiprusoff	CGY	70	68	2040	162	2.35	35	22	11	1878	.921	4	0	0	4,128:00
12	Marc-Andre Fleury	PIT	67	64	1768	153	2.36	42	17	4	1615	.913	3	0	2	4,896:13
13	Tim Thomas	BOS	59	55	1659	132	2.36	35	19	1	1527	.920	5	0	1	0,335:31
14	Pekka Rinne	NSH	73	72	2153	166	2.39	43	18	8	1987	.923	5	0	5	0,4168:52
15	Roberto Luongo	VAN	55	54	1577	127	2.41	31	14	8	1450	.919	5	0	1	4,316:23
16	Martin Brodeur	NYJ	59	59	1472	136	2.41	31	21	4	1336	.908	3	0	4	2,339:29
17	Antti Niemi	SJS	68	68	1865	159	2.42	34	22	9	1706	.915	6	0	0	2,3935:46
18	Carey Price	MTL	65	65	1914	160	2.43	26	18	11	1754	.916	4	0	2	6,394:06
19	Niklas Backstrom	MIN	46	45	1299	105	2.43	19	18	7	1194	.919	4	0	2	2,589:41
20	Jose Theodore	FLA	53	51	1502	125	2.46	22	16	11	1377	.917	3	0	0	2,3049:27
21	Ilya Bryzgalov	PHI	59	57	1554	141	2.48	33	16	7	1413	.909	6	0	2	4,3415:15
22	Tomas Vokoun	WSH	48	46	1299	108	2.51	25	17	2	1191	.917	4	0	2	4,2583:09
23	Ryan Miller	BUF	61	60	1788	150	2.55	31	21	7	1638	.916	6	0	0	3,536:25
24	Evgeni Nabokov	NYI	42	41	1172	101	2.55	19	18	3	1071	.914	2	0	0	6,2377:46
25	Jonas Hiller	VAN	73	73	2021	182	2.57	29	30	12	1839	.910	4	0	1	0,4252:31
26	Scott Clemmensen	ANA	30	25	773	67	2.57	14	6	6	706	.913	1	0	1	0,1565:52
27	Semyon Varlamov	COL	53	52	1564	136	2.59	26	24	3	1428	.913	4	0	1	2,3151:21
28	Curtis Sanford	CBJ	36	32	971	86	2.60	10	4	885	.911	1	0	0	0,1982:55	
29	Josh Harding	MIN	34	30	981	81	2.62	13	12	4	900	.917	2	0	0	0,1854:52
30	Nikolai Khabibulin	EDM	40	40	1114	100	2.65	12	20	7	1014	.910	2	0	0	2,260:30

## NHL 2011 - 2012 NHL ALL STAR TEAMS

### FIRST TEAM

**Goaltender** - Henrik Lundqvist, New York Rangers  
**Defensemen** - Erik Karlsson, Ottawa Senators;  
 Shea Weber, Nashville Predators  
**Center** - Evgeni Malkin, Pittsburgh Penguins  
**Right Wing** - James Neal, Pittsburgh Penguins  
**Left Wing** - Ilya Kovalchuk, New Jersey Devils

### ROOKIE TEAM

**Goaltender** - Jhonas Enroth, Buffalo Sabers  
**Defensemen** - Jake Gardiner, Toronto Maple Leafs;  
 Justin Faulk, Carolina Hurricanes  
**Forwards** - Adam Henrique, New Jersey Devils;  
 Gabriel Landeskog, Colorado Avalanche;  
 Ryan Nugent-Hopkins, Edmonton Oilers

### SECOND TEAM

**Goaltender** - Jonathan Quick, Los Angeles Kings  
**Defensemen** - Zdeno Chara, Boston Bruins;  
 Alex Pietrangolo, St. Louis Blues  
**Center** - Steven Stamkos, Tampa Bay Lightning  
**Right Wing** - Marian Gaborik, New York Rangers  
**Left Wing** - Ray Whitney, Phoenix Coyotes

## 2012 NHL ENTRY DRAFT — FIRST ROUND SELECTIONS

### EASTERN CONFERENCE - 2011-2012

#	PLAYER	NATIONALITY	NHL TEAM	COLLEGE/JUNIOR/CLUB TEAM
1	Nail Yakupov (RW)	Russia	Edmonton Oilers	Sarnia (OHL)
2	Ryan Murray (D)	Canada	Columbus Blue Jackets	Everett (WHL)
3	Alex Galchenyuk (C)	United States	Montreal Canadiens	Sarnia (OHL)
4	Griffin Reinhart (D)	Canada	New York Islanders	Edmonton (WHL)
5	Morgan Rielly (D)	Canada	Toronto Maple Leafs	Moose Jaw (WHL)
6	Hampus Lindholm (D)	Sweden	Anaheim Ducks	Rögle (Allsvenskan)
7	Mathew Dumba (D)	Canada	Minnesota Wild	Red Deer (WHL)
8	Derrick Pouliot (D)	Canada	Pittsburgh Penguins (from Carolina) <sup>1</sup>	Portland (WHL)
9	Jacob Trouba (D)	United States	Winnipeg Jets	US NTDP (USHL)
10	Slater Koekoek (D)	Canada	Tampa Bay Lightning	Peterborough (OHL)
11	Filip Forsberg (RW)	Sweden	Washington Capitals (from Colorado) <sup>2</sup>	Leksands (Allsvenskan)
12	Mikhail Grigorenko (C)	Russia	Buffalo Sabres	Quebec (QMJHL)
13	Radek Faksa (C)	Czech Republic	Dallas Stars	Kitchener (OHL)
14	Zemgus Girgensons (C)	Latvia	Buffalo Sabres (from Calgary) <sup>3</sup>	Dubuque (USHL)
15	Cody Ceci (D)	Canada	Ottawa Senators	Ottawa (OHL)
16	Tom Wilson (RW)	Canada	Washington Capitals	Plymouth (OHL)
17	Tomas Hertl (C)	Czech Republic	San Jose Sharks	Slavia Praha (ELH)
18	Teuvo Teravainen (RW)	Finland	Chicago Blackhawks	Jokerit (SM-liiga)
19	Andrei Vasilevski (G)	Russia	Tampa Bay Lightning (from Detroit) <sup>4</sup>	Tolpar Ufa (MHL)
20	Scott Laughton (C)	Canada	Philadelphia Flyers	Oshawa (OHL)
21	Mark Jankowski (C)	Canada	Calgary Flames (from Nashville via Buffalo) <sup>5</sup>	Stanstead College (HS—Quebec)
22	Olli Maatta (D)	Finland	Pittsburgh Penguins	London (OHL)
23	Mike Matheson (D)	Canada	Florida Panthers	Dubuque (USHL)
24	Malcolm Subban (G)	Canada	Boston Bruins	Belleville (OHL)
25	Jordan Schmalz (D)	United States	St. Louis Blues	Green Bay (USHL)
26	Brendan Gaunce (C)	Canada	Vancouver Canucks	Belleville (OHL)
27	Henrik Samuelsson (C)	United States	Phoenix Coyotes	Edmonton (WHL)
28	Brady Skjei (D)	United States	New York Rangers	US NTDP (USHL)
29	Stefan Matteau (C)	Canada	United States	New Jersey Devils US NTDP (USHL)
30	Tanner Pearson (LW)	Canada	Los Angeles Kings	Barrie (OHL)

## OILERS SEASON OPENERS — 1979-80 TO 2011-12

Overall: 17-11-4 Home: 15-7-3 Away: 2-4-1

DATE	VENUE	RESULT	DATE	VENUE	RESULT
October 10, 1979	Away	Edmonton 2 at Chicago 4	October 8, 1995	Home	Detroit 3 at Edmonton 1
October 10, 1980	Home	Quebec 7 at Edmonton 4	October 4, 1996	Home	Buffalo 3 at Edmonton 4
October 7, 1981	Home	Colorado 4 at Edmonton 7	October 1, 1997	Away	Edmonton 5 at San Jose 3
October 5, 1982	Home	Calgary 5 at Edmonton 7	October 10, 1998	Home	Los Angeles 2 at Edmonton 1
October 5, 1983	Home	Toronto 4 at Edmonton 5	October 1, 1999	Home	NY Rangers 1 at Edmonton 1 (OT)
October 11, 1984	Away	Edmonton 2 at Los Angeles 2 (OT)	October 6, 2000	Home	Detroit 1 at Edmonton 2
October 10, 1985	Home	Winnipeg 3 at Edmonton 4	October 3, 2001	Away	Edmonton 0 at Calgary 1
October 9, 1986	Away	Edmonton 1 at Philadelphia 2	October 10, 2002	Home	Philadelphia 2 at Edmonton 2 (OT)
October 9, 1987	Home	Detroit 4 at Edmonton 1	October 9, 2003	Home	San Jose 2 at Edmonton 5
October 7, 1988	Home	NY Islanders 1 at Edmonton 5	October 5, 2005	Home	Colorado 3 at Edmonton 4
October 5, 1989	Away	Edmonton 4 at Vancouver 1	October 5, 2006	Home	Calgary 1 at Edmonton 3
October 6, 1990	Home	Winnipeg 3 at Edmonton 3 (OT)	October 4, 2007	Home	San Jose 2 at Edmonton 3 (SO)
October 4, 1991	Away	Edmonton 2 at Calgary 9	October 12, 2008	Home	Colorado 2 at Edmonton 3
October 6, 1992	Home	Vancouver 5 at Edmonton 4	October 3, 2009	Home	Calgary 4 at Edmonton 3
October 6, 1993	Home	San Jose 2 at Edmonton 3	October 7, 2010	Home	Calgary 0 at Edmonton 4
January 20, 1995	Home	Anaheim 1 at Edmonton 2	October 9, 2011	Home	Pittsburgh 1 at Edmonton 2 (SO)



## EDMONTON OILERS 2011-2012 FINAL SCORING SUMMARY

#	POS	PLAYER	GP	G	A	P	+/-	PIM	PP	SH	GW	S	S%
14	R	Jordan Eberle	78	34	42	76	4	10	10	0	4	180	18.9
4	L	Taylor Hall	61	27	26	53	-3	36	13	0	7	207	13.0
93	C	Ryan Nugent-Hopkins	62	18	34	52	-2	16	3	0	2	134	13.4
89	C	Sam Gagner	75	18	29	47	5	36	6	0	0	149	12.1
94	L	Ryan Smyth	82	19	27	46	-5	82	4	0	4	194	9.8
83	R	Ales Hemsky	69	10	26	36	-13	43	1	0	1	137	7.3
10	C	Shawn Horcoff	81	13	21	34	-23	24	5	0	0	123	10.6
28	L	Ryan Jones	79	17	16	33	-7	42	3	2	2	137	12.4
	D	Jeff Petry	73	2	23	25	-7	26	1	0	0	111	1.8
44	D	Corey Potter	62	4	17	21	-16	24	1	0	0	98	4.1
6	D	Ryan Whitney	51	3	17	20	-16	16	2	0	0	41	7.3
77	D	Tom Gilbert	47	3	14	17	-3	12	2	0	1	50	6.0
20	C	Eric Belanger	78	4	12	16	-13	32	1	1	0	118	3.4
5	D	Ladislav Smid	78	5	10	15	4	44	0	0	0	47	10.6
55	L	Ben Eager	63	8	5	13	-1	107	0	0	3	69	11.6
25	D	Andy Sutton	52	3	7	10	5	80	0	0	1	41	7.3
37	L	Lennart Petrell	60	4	5	9	-10	45	0	1	0	36	11.1
91	L	Magnus Paajarvi	41	2	6	8	-7	4	0	0	0	79	2.5
57	C	Anton Lander	56	2	4	6	-8	12	0	1	0	54	3.7
56	L	Teemu Hartikainen	17	2	3	5	1	6	0	0	1	24	8.3
15	D	Nick Schultz	20	0	4	4	-2	10	0	0	0	13	0.0
16	L	Darcy Hordichuk	43	1	2	3	-3	64	0	0	0	27	3.7
24	D	Theo Peckham	54	1	2	3	0	80	0	0	0	25	4.0
23	L	Linus Omark	14	3	0	3	-5	8	0	0	0	24	12.5
12	C	Josh Green	7	1	1	2	-6	7	1	0	0	14	7.1
13	D	Cam Barker	25	2	0	2	0	23	1	0	1	35	5.7
42	C	Ryan O'Marra	7	0	1	1	0	4	0	0	0	3	0.0
54	C	Chris VandeVelde	5	1	0	1	2	2	0	0	0	1	100.0
48	D	Alex Plante	3	0	1	1	0	2	0	0	0	0	0.0
33	D	Colten Teubert	24	0	1	1	-5	25	0	0	0	13	0.0
51	L	Philippe Cornet	2	0	1	1	0	0	0	0	0	0	0.0
19	D	Bryan Rodney	1	0	0	0	-1	0	0	0	0	0	0.0
41	D	Taylor Chorney	3	0	0	0	-1	0	0	0	0	1	0.0
64	C	Milan Kytnar	1	0	0	0	0	0	0	0	0	1	0.0

#	GOALIE	GPI	GS	MIN	GAA	W	L	OT	SO	SA	GA	SV%	G	A	PIM
40	Devan Dubnyk	47	42	2653	2.67	20	20	3	2	1380	118	.914	0	1	0
35	Nikolai Khabibulin	40	40	2261	2.65	12	20	7	2	1114	100	.910	0	0	0
34	Yann Danis	1	0	32	3.75	0	0	0	0	12	2	.833	0	0	0

POWERPLAY: 54 PPG on 262 Opportunities 20.6% (3rd)

PENALTY KILL: 52 PPGA on 296 opportunities 82.4% (14th)

SHORTHANDED GOALS FOR: 5 (16th)

SHORTHANDED GOALS AGAINST: 8 (21st)

## EDMONTON OILERS 2011-2012 REAL TIME SCORING STATISTICS

PLAYER	TEAM	POS	GP	HITS	BKS	MSS	GVA	TKA	FOW	FOL	TOT	FO%	%TM	SHOTS	G	S%
Nick Schultz	MIN, EDM	D	82	83	165	39	32	14	0	0	0	0.0	0.0	51	1	2.0
Ryan Smyth	EDM	L	82	53	31	80	51	54	66	84	150	44.0	3.2	194	19	9.8
Shawn Horcoff	EDM	C	81	62	47	61	48	46	728	747	1475	49.4	32.7	123	13	10.6
Ryan Jones	EDM	L	79	119	61	47	47	46	3	12	15	20.0	0.3	137	17	12.4
Eric Belanger	EDM	C	78	36	41	46	38	50	557	450	1007	55.3	23.0	118	4	3.4
Jordan Eberle	EDM	R	78	45	24	60	47	40	12	15	27	44.4	0.6	180	34	18.9
Ladislav Smid	EDM	D	78	186	184	17	47	31	0	0	0	0.0	0.0	47	5	10.6
Sam Gagner	EDM	C	75	21	23	81	36	27	334	367	701	47.6	16.8	149	18	12.1
Jeff Petry	EDM	D	73	126	126	51	89	36	0	0	0	0.0	0.0	111	2	1.8
Ales Hemsky	EDM	R	69	22	21	49	55	37	2	4	6	33.3	0.1	137	10	7.3
Ben Eager	EDM	L	63	73	17	25	17	13	0	2	2	0.0	0.0	69	8	11.6
Ryan Nugent-Hopkins	EDM	C	62	38	33	52	32	34	227	378	605	37.5	17.3	134	18	13.4
Corey Potter	EDM	D	62	90	79	44	40	31	0	0	0	0.0	0.0	98	4	4.1
Taylor Hall	EDM	L	61	44	34	69	62	35	23	34	57	40.4	1.6	207	27	13.0
Lennart Petrell	EDM	L	60	122	47	13	21	20	7	15	22	31.8	0.6	36	4	11.1
Anton Lander	EDM	C	56	32	12	14	14	15	149	195	344	43.3	11.0	54	2	3.7
Theo Peckham	EDM	D	54	94	72	14	27	18	0	0	0	0.0	0.0	25	1	4.0
Andy Sutton	EDM	D	52	112	95	15	49	14	0	0	0	0.0	0.0	41	3	7.3
Ryan Whitney	EDM	D	51	18	85	25	54	16	0	0	0	0.0	0.0	41	3	7.3
Darcy Hordichuk	EDM	L	43	67	2	4	5	4	0	1	1	0.0	0.0	27	1	3.7
Magnus Paajarvi	EDM	L	41	18	8	22	18	12	2	5	7	28.6	0.3	79	2	2.5
Cam Barker	EDM	D	25	36	19	13	18	2	0	0	0	0.0	0.0	35	2	5.7
Colten Teubert	EDM	D	24	68	28	5	9	1	0	0	0	0.0	0.0	13	0	0.0
Teemu Hartikainen	EDM	L	17	36	11	5	5	4	4	8	12	33.3	1.2	24	2	8.3
Linus Omark	EDM	L	14	7	6	12	10	4	2	5	7	28.6	0.8	24	3	12.5
Josh Green	EDM	C	7	4	2	6	1	3	16	21	37	43.2	9.9	14	1	7.1
Taylor Chorney	STL, EDM	D	5	0	4	2	3	3	0	0	0	0.0	0.0	2	0	0.0
Chris VandeVelde	EDM	C	5	4	3	0	1	2	18	22	40	45.0	14.3	1	1	100.0
Alex Plante	EDM	D	3	5	1	0	1	0	0	0	0	0.0	0.0	0	0	0.0
Philippe Cornet	EDM	L	2	2	0	0	2	0	0	0	0	0.0	0.0	0	0	0.0
Milan Kytnar	EDM	C	1	0	0	0	1	2	0	1	1	0.0	2.0	1	0	0.0
Bryan Rodney	EDM	D	1	1	0	0	0	0	0	0	0	0.0	0.0	0	0	0.0

## OILERS HOME OPENERS — 1979-80 TO 2011-12 (19-8-5)

DATE	RESULT	RECORD	DATE	RESULT	RECORD
October 13, 1979	Detroit 3 at Edmonton 3	0-0-1	October 8, 1995	Detroit 3 at Edmonton 1	9-5-3
October 10, 1980	Quebec 7 at Edmonton 4	0-1-1	October 4, 1996	Buffalo 3 at Edmonton 4	10-5-3
October 7, 1981	Colorado 4 at Edmonton 7	1-1-1	October 3, 1997	Detroit 8 at Edmonton 2	10-6-3
October 5, 1982	Calgary 5 at Edmonton 7	2-1-1	October 10, 1998	Los Angeles 2 at Edmonton 1	10-7-3
October 5, 1983	Toronto 4 at Edmonton 5	3-1-1	October 1, 1999	NY Rangers 1 at Edmonton 1 (OT)	10-7-4
October 12, 1984	St. Louis 1 at Edmonton 5	4-1-1	October 6, 2000	Detroit 1 at Edmonton 2	11-7-4
October 10, 1985	Winnipeg 3 at Edmonton 4	5-1-1	October 6, 2001	Phoenix 2 at Edmonton 6	12-7-4
October 15, 1986	Quebec 2 at Edmonton 5	6-1-1	October 10, 2002	Philadelphia 2 at Edmonton 2 (OT)	12-7-5
October 9, 1987	Detroit 4 at Edmonton 1	6-2-1	October 9, 2003	San Jose 2 at Edmonton 5	13-7-5
October 7, 1988	NY Islanders 1 at Edmonton 5	7-2-1	October 5, 2005	Colorado 3 at Edmonton 4	14-7-5
October 11, 1989	Vancouver 5 at Edmonton 2	7-3-1	October 5, 2006	Calgary 1 at Edmonton 3	15-7-5
October 6, 1990	Winnipeg 3 at Edmonton 3 (OT)	7-3-2	October 4, 2007	San Jose 2 at Edmonton 3 (SO)	16-7-5
October 6, 1991	Los Angeles 2 at Edmonton 2 (OT)	7-3-3	October 12, 2008	Colorado 2 at Edmonton 3	17-7-5
October 6, 1992	Vancouver 5 at Edmonton 4	7-4-3	October 3, 2009	Calgary 4 at Edmonton 3	17-8-5
October 6, 1993	San Jose 2 at Edmonton 3	8-4-3	October 7, 2010	Calgary 0 at Edmonton 4	18-8-5
January 20, 1995	Anaheim 1 at Edmonton 2	9-4-3	October 9, 2011	Pittsburgh 1 at Edmonton 2 (SO)	19-8-5



## EDMONTON OILERS 2011-2012 GAME-BY-GAME RESULTS

GAME DATE	OPPONENT	RESULT	RECORD	WINNING/ TYING GOAL	GOALTENDERS OF DECISION	ATTENDANCE	
1	Oct. 9	H Pittsburgh	W. 2-1 SO	1-0-0	ALES HEMSKY	DUBNYK/Johnson	16,839
2	Oct. 13	A Minnesota	L. 2-1 SO	1-0-1	Devin Setoguchi	KHABIBULIN/Backstrom	15,878
3	Oct. 15	H Vancouver	L. 4-3	1-1-1	Sami Salo	DUBNYK/Luongo	16,839
4	Oct. 17	H Nashville	W. 3-1	2-1-1	RYAN SMYTH	KHABIBULIN/Rinne	16,839
5	Oct. 18	A Calgary	L. 2-1	2-2-1	Alex Tanguay	DUBNYK/Kiprusoff	19,289
6	Oct. 20	H Minnesota	L. 2-1 SO	2-2-2	Matt Cullen	KHABIBULIN/Backstrom	16,839
7	Oct. 22	H NY Rangers	W. 2-0	3-2-2	RYAN NUGENT-HOPKINS	KHABIBULIN/Lundqvist	16,839
8	Oct. 25	H Vancouver	W. 3-2	4-2-2	TAYLOR HALL	KHABIBULIN/Luongo	16,839
9	Oct. 27	H Washington	W. 2-1	5-2-2	JORDAN EBERLE	KHABIBULIN/Vokoun	16,839
10	Oct. 28	A Colorado	W. 3-1	6-2-2	ANDY SUTTON	DUBNYK/Varlamov	15,057
11	Oct. 30	H St. Louis	W. 4-2	7-2-2	JORDAN EBERLE	KHABIBULIN/Halakov	16,839
12	Nov. 3	A Los Angeles	W. 3-0	8-2-2	RYAN SMYTH	KHABIBULIN/Quick	18,118
13	Nov. 5	A Phoenix	L. 4-2	8-3-2	Boyd Gordon	DUBNYK/Smith	13,381
14	Nov. 8	A Montreal	W. 3-1	9-3-2	TOM GILBERT	KHABIBULIN/Price	21,273
15	Nov. 10	A Boston	L. 6-3	9-4-2	Tyler Seguin	DUBNYK/Rask	17,565
16	Nov. 11	A Detroit	L. 3-0	9-5-2	Drew Miller	KHABIBULIN/Howard	20,066
17	Nov. 13	A Chicago	L. 6-3	9-6-2	Jonathan Toews	KHABIBULIN/Crawford	21,110
18	Nov. 17	H Ottawa	L. 5-2	9-7-2	Milan Michalek	KHABIBULIN/Anderson	16,839
19	Nov. 19	H Chicago	W. 9-2	10-7-2	RYAN SMYTH	KHABIBULIN/Emery	16,839
20	Nov. 21	A Dallas	L. 4-1	10-8-2	Steve Ott	KHABIBULIN/Lehtonen	11,458
21	Nov. 22	A Nashville	W. 6-2	11-8-2	JORDAN EBERLE	DUBNYK/Rinne	16,838
22	Nov. 25	A Minnesota	W. 5-2	12-8-2	TAYLOR HALL	KHABIBULIN/Harding	18,092
23	Nov. 26	A Colorado	L. 5-2	12-9-2	Stefan Elliott	DUBNYK/Varlamov	17,864
24	Nov. 28	H Nashville	L. 3-1	12-10-2	Nick Spaling	KHABIBULIN/Lindback	16,839
25	Nov. 30	H Minnesota	L. 3-2 SO	12-10-3	Kyle Brodziak	KHABIBULIN/Backstrom	16,839
26	Dec. 2	H Columbus	W. 6-3	13-10-3	RYAN JONES	DUBNYK/Sanford	16,839
27	Dec. 3	H Calgary	L. 5-3	13-11-3	Michael Backlund	KHABIBULIN/Kiprusoff	16,839
28	Dec. 7	H Carolina	L. 5-3	13-12-3	Chad Larose	DUBNYK/Ward	16,839
29	Dec. 9	H Colorado	W. 4-1	14-12-3	BEN EAGER	KHABIBULIN/Varlamov	16,839
30	Dec. 10	A Calgary	L. 3-0	14-13-3	Tom Kostopoulos	DUBNYK/Kiprusoff	19,289
31	Dec. 15	A Phoenix	L. 4-2	14-14-3	Shane Doan	DUBNYK/Smith	9,397
32	Dec. 17	A San Jose	L. 3-2	14-15-3	Patrick Marleau	KHABIBULIN/Niemi	17,562
33	Dec. 19	H Detroit	L. 3-2	14-16-3	Drew Miller	KHABIBULIN/Howard	16,839
34	Dec. 22	H Minnesota	W. 4-1	15-16-3	RYAN SMYTH	KHABIBULIN/Backstrom	16,839
35	Dec. 26	A Vancouver	L. 5-3	15-17-3	Alexander Burrows	KHABIBULIN/Luongo	18,890
36	Dec. 29	A Minnesota	L. 4-3	15-18-3	Dany Heatley	KHABIBULIN/Backstrom	19,194
37	Dec. 31	A NY Islanders	L. 4-1	15-19-3	Matt Moulson	DUBNYK/Nabakov	13,807
38	Jan. 2	A Chicago	W. 4-3	16-19-3	BEN EAGER	DUBNYK/Crawford	21,216
39	Jan. 3	A Buffalo	L. 4-3	16-20-3	Nathan Gerbe	KHABIBULIN/Miller	18,690
40	Jan. 5	A St. Louis	L. 4-3	16-21-3	Matt D'Agostini	DUBNYK/Halakov	18,428
41	Jan. 7	A Dallas	L. 4-1	16-22-3	Jamie Benn	KHABIBULIN/Bachman	16,122
42	Jan. 11	H New Jersey	L. 2-1 OT	16-22-4	Zach Parise	KHABIBULIN/Hedberg	16,839
43	Jan. 13	H Anaheim	L. 5-0	16-23-4	Jason Blake	KHABIBULIN/Hiller	16,839
44	Jan. 15	H Los Angeles	W. 2-1 OT	17-23-4	TAYLOR HALL	DUBNYK/Quick	16,839
45	Jan. 17	A Columbus	L. 4-2	17-24-4	Derek MacKenzie	DUBNYK/Sanford	13,814
46	Jan. 19	A St. Louis	L. 1-0	17-25-4	Alex Pietrangelo	KHABIBULIN/Halakov	17,432
47	Jan. 21	H Calgary	L. 6-2	17-26-4	Lee Stempniak	KHABIBULIN/Kiprusoff	16,839
48	Jan. 23	H San Jose	W. 2-1 SO	18-26-4	TAYLOR HALL	DUBNYK/Greiss	16,839
49	Jan. 24	A Vancouver	L. 3-2 SO	18-26-5	Cody Hodgson	DUBNYK/Luongo	18,890
50	Jan. 31	H Colorado	W. 3-2	19-26-5	TAYLOR HALL	DUBNYK/Varlamov	16,839
51	Feb. 2	H Chicago	W. 8-4	20-26-5	CAM BARKER	DUBNYK/Crawford	16,839
52	Feb. 4	H Detroit	W. 5-4 SO	21-26-5	RYAN NUGENT-HOPKINS	DUBNYK/Crawford	16,839
53	Feb. 6	A Toronto	L. 6-3	21-27-5	Tyler Bozak	DUBNYK/Reimer	19,581
54	Feb. 8	A Detroit	L. 4-2	21-28-5	Drew Miller	KHABIBULIN/MacDonald	20,066
55	Feb. 11	A Ottawa	W. 4-3 OT	22-28-5	TAYLOR HALL	KHABIBULIN/Anderson	20,085
56	Feb. 15	H Toronto	L.4-3 OT	22-28-6	Tim Connolly	KHABIBULIN/Reimer	16,839
57	Feb. 17	H Colorado	L. 3-1	22-29-6	Mark Olver	DUBNYK/Varlamov	16,839
58	Feb. 19	H Vancouver	L. 5-2	22-30-6	Kevin Bieksa	DUBNYK/Schneider	16,839
59	Feb. 21	A Calgary	W. 6-1	23-30-6	ALES HEMSKY	DUBNYK/Kiprusoff	19,289
60	Feb. 23	H Philadelphia	W. 2-0	24-30-6	TAYLOR HALL	DUBNYK/Bryzgalov	16,839
61	Feb. 25	H Phoenix	L. 3-1	24-31-6	Ray Whitney	DUBNYK/Smith	16,839
62	Feb. 27	A Winnipeg	W. 5-3	25-31-6	TAYLOR HALL	DUBNYK/Pavelec	15,004

## EDMONTON OILERS 2011-2012 GAME-BY-GAME RESULTS (CONTINUED)

GAME DATE	OPPONENT	RESULT	RECORD	WINNING/ TYING GOAL	GOALTENDERS OF DECISION	ATTENDANCE
63 Feb. 29	H St. Louis	L 5-2	25-32-6	Andy McDonald	DUBNYK/Halak	16,839
64 Mar. 2	H Dallas	L 3-1	25-33-6	Tomas Vincour	KHABIBULIN/Lehtonen	16,839
65 Mar. 5	A Anaheim	L 4-2	25-34-6	Corey Perry	KHABIBULIN/Hiller	13,596
66 Mar. 6	A San Jose	W 3-2 SO	26-34-6	SAM GAGNER	DUBNYK/Niemi	17,562
67 Mar. 8	H Montreal	L 5-3	26-35-6	Lars Eller	KHABIBULIN/Budaj	16,839
68 Mar. 10	A Colorado	L 3-2 SO	26-35-7	Milan Hejduk	KHABIBULIN/Varlamov	15,683
69 Mar. 12	H San Jose	L 3-2	26-36-7	Logan Couture	DUBNYK/Niemi	16,839
70 Mar. 14	H Columbus	W 3-0	27-36-7	RYAN NUGENT-HOPKINS	DUBNYK/Sanford	16,839
71 Mar. 16	H Calgary	W 3-1	28-36-7	JORDAN EBERLE	DUBNYK/Irving	16,839
72 Mar. 18	H Phoenix	L 3-2 SO	28-36-8	Ray Whitney	DUBNYK/Smith	16,839
73 Mar. 20	A Nashville	W 6-3	29-36-8	RYAN JONES	DUBNYK/Lindback	17,113
74 Mar. 22	A Tampa Bay	L 3-2 SO	29-36-9	Teddy Purcell	KHABIBULIN/Rolason	17,893
75 Mar. 23	A Florida	W 2-1 SO	30-36-9	RYAN NUGENT-HOPKINS	DUBNYK/Theodore	16,214
76 Mar. 25	A Columbus	W 6-3	31-36-9	BEN EAGER	DUBNYK/Mason	12,295
77 Mar. 28	H Dallas	L 3-1	31-37-9	Mike Ribiero	DUBNYK/Lehtonen	16,839
78 Mar. 30	H Los Angeles	L 4-1	31-38-9	Mike Richards	KHABIBULIN/Quick	16,839
79 Apr. 1	A Anaheim	W 2-1	32-38-9	TEEMU HARTIKAINEN	DUBNYK/Hiller	17,266
80 Apr. 2	A Los Angeles	L 2-0	32-39-9	Slava Voynov	DUBNYK/Quick	18,118
81 Apr. 5	H Anaheim	L 3-2 OT	32-39-10	Ryan Getzlaf	DUBNYK/Deslauriers	16,839
82 Apr. 7	A Vancouver	L 3-0	32-40-10	Henrik Sedin	DUBNYK/Luong	18,890

### STREAKS

#### LONGEST WINNING STREAK

Overall:	6 Games;	October 22-November 3
Home:	4 Games;	October 22-30
Road:	3 Games;	February 11-27

#### LONGEST UNDEFEATED STREAK

Overall:	7 Games;	March 14-25 (5-0-2)
Home:	4 Games;	October 17-25 (4-0-1)
Road:	6 Games;	March 6-25 (4-0-2)

#### LONGEST LOSING STREAK

Overall:	4 Games;	December 10-19
Home:	5 Games;	February 25-March 12
Road:	7 Games;	November 26-December 31

#### LONGEST WINLESS STREAK

Overall:	5 Games;	January 3-13 (0-4-1)
Home:	5 Games;	February 25-March 12 (0-5-0)
Road:	8 Games;	January 3-February 8 (0-7-1)

### OILERS TEAM CAPTAINS — 1979-80 TO 2011-12

SEASON	CAPTAIN	SEASON	CAPTAIN
1979-80	Ron Chipperfield	1996-97	Kelly Buchberger
1980-81	Blair MacDonald & Lee Fogolin	1997-98	Kelly Buchberger
1981-82	Lee Fogolin	1998-99	Kelly Buchberger
1982-83	Lee Fogolin	1999-00	Doug Weight
1983-84	Wayne Gretzky	2000-01	Doug Weight
1984-85	Wayne Gretzky	2001-02	Jason Smith
1985-86	Wayne Gretzky	2002-03	Jason Smith
1986-87	Wayne Gretzky	2003-04	Jason Smith
1987-88	Wayne Gretzky	2004-05	No Season — NHL Lockout
1988-89	Mark Messier	2005-06	Jason Smith
1989-90	Mark Messier	2006-07	Jason Smith
1990-91	Mark Messier	2007-08	Ethan Moreau
1991-92	Kevin Lowe	2008-09	Ethan Moreau
1992-93	Craig MacTavish	2009-10	Ethan Moreau
1993-94	Craig MacTavish	2010-11	Shawn Horcoff
1994-95	Shayne Corson	2011-12	Shawn Horcoff
1995-96	Kelly Buchberger		



## EDMONTON OILERS BACK-TO BACK-GAMES

The Oilers played in 12 back-to-back games in 2011-12.

### RECORD IN 1ST GAME: 8-3-1

DATE	OPPONENT	RESULT
Oct. 17	vs. NSH	W. 3-1
Oct. 27	vs. WAS	W. 2-1
Nov. 10	@ BOS	L. 6-3
Nov. 21	@ DAL	L. 4-1
Nov. 25	@ MIN	W. 5-2
Dec. 2	vs. CBJ	W. 6-3
Dec. 9	vs. COL	W. 4-1
Jan. 2	@ CHI	W. 4-3
Jan. 23	vs. SJ	W. 2-1 SO
Mar. 5	@ ANA	L. 4-2
Mar. 22	@ TB	L. 3-2 SO
Apr. 1	@ ANA	W. 2-1

### RECORD IN 2ND GAME: 4-7-1

DATE	OPPONENT	RESULT
Oct. 18	@ CGY	L. 2-1
Oct. 28	@ COL	W. 3-1
Nov. 11	@ DET	L. 3-0
Nov. 22	@ NSH	W. 6-2
Nov. 26	@ COL	L. 5-2
Dec. 3	vs. CGY	L. 5-3
Dec. 10	@ CGY	L. 3-0
Jan. 3	@ BUF	L. 4-3
Jan. 24	@ VAN	L. 3-2 SO
Mar. 6	@ SJ	W. 3-2 SO
Mar. 23	@ FLA	W. 2-1 SO
Apr. 2	@ LA	L. 2-0

# VS. ANAHEIM DUCKS



## ANAHEIM DUCKS

Honda Center  
2695 E. Katella Ave.  
Anaheim, CA 92806

## 2013 GAMES VS. ANAHEIM

At Edmonton – April 21, April 22  
At Anaheim – April 8

### CLUB DIRECTORY

Owners .....	Henry and Susan Samuelli
Chief Executive Officer .....	Michael Schulman
Executive Vice President/General Manager .....	Bob Murray
Executive Vice President/Chief Operating Officer .....	Tim Ryan
Senior Vice President, Hockey Operations .....	David McNab
Chief Financial Officer/Vice President of Finance .....	Doug Heller
Vice President, Human Resources .....	Jay Scott
Vice President, Operations, Anaheim Arena .....	Kevin Starkey
Chief Marketing Officer .....	Aaron Teats
Vice President of Finance, Anaheim Arena .....	Angela Wergechik
Senior Manager of Hockey Operations .....	Maureen Norvall
Exec. Assistant to the Executive V.P./COO .....	Cheryl Gorman
Exec. Assistant to the CMO .....	Janet Conley
Head Coach .....	Bruce Boudreau
Assistant Coaches .....	Brad Lauer, Bob Woods
Goaltending Consultant .....	Pete Peeters
Video Coordinator .....	Joe Piscotty
Director of Player Personnel .....	Rick Paterson
Director of Amateur Scouting .....	Martin Madden
Director of Player Development .....	Todd Marchant
Manager of Hockey Operations .....	Ryan Lichtenfels
Director of Media & Communications .....	Alex Gilchrist
Media & Communications Managers .....	Steve Hoem, Lauren O'Gorman
Game Night Communications Staff .....	Chelsea Gonye, Lisa Parris, Courtney Strayer, Larry Woodard
Arena (Capacity) .....	Honda Center (17,174)
Public Relations Phone .....	(714) 940-2900
Public Relations FAX .....	(714) 940-2953
Ticket Information .....	877/WILDWING
Website .....	www.anaheimducks.com

### EDMONTON OILERS VS. ANAHEIM DUCKS

#### YEARLY RECORD 1993-94 TO 2011-12

SEASON	GP	W	L	T	OTL	GF	GA	PTS	PCT.	AT EDMONTON			AT ANAHEIM		
										W-L-T-OTL	GF	GA	W-L-T-OTL	GF	GA
1993-94	6	1	5	0	0	13	23	2	.167	0-3-0-0	6	13	1-2-0-0	7	10
1994-95	4	2	2	0	0	11	10	4	.500	2-0-0-0	4	1	0-2-0-0	7	9
1995-96	5	4	1	0	0	11	5	8	.800	3-0-0-0	8	3	1-1-0-0	3	2
1996-97	5	0	4	1	0	8	18	1	.100	0-2-0-0	2	6	0-2-1-0	6	12
1997-98	6	2	4	0	0	14	17	4	.333	1-2-0-0	6	10	1-2-0-0	8	7
1998-99	5	3	2	0	0	15	12	6	.600	1-1-0-0	2	2	2-1-0-0	13	10
1999-00	4	2	2	0	0	9	8	4	.500	2-0-0-0	6	2	0-2-0-0	3	6
2000-01	4	2	1	1	0	13	11	5	.625	2-0-0-0	8	5	0-1-1-0	5	6
2001-02	4	3	1	0	0	8	5	6	.750	2-0-0-0	6	3	1-1-0-0	2	2
2002-03	4	4	0	0	0	11	5	8	1.000	2-0-0-0	6	4	2-0-0-0	5	1
2003-04	4	3	1	0	0	8	7	6	.750	2-0-0-0	3	1	1-1-0-0	5	6
2004-05	DID NOT PLAY														
2005-06	4	4	0	0	0	18	11	8	1.000	2-0-0-0	8	6	2-0-0-0	10	5
2006-07	4	1	2	0	1	9	15	3	.375	1-0-0-1	6	4	0-2-0-0	3	11
2007-08	4	3	1	0	0	13	5	6	.750	1-1-0-0	6	3	2-0-0-0	7	2
2008-09	4	2	2	0	0	13	12	4	.500	0-2-0-0	5	7	2-0-0-0	8	5
2009-10	4	0	4	0	0	9	20	0	.000	0-2-0-0	5	10	0-2-0-0	4	10
2010-11	4	1	2	0	1	8	12	3	.375	0-1-0-1	2	7	1-1-0-0	5	6
2011-12	4	1	2	0	1	6	13	3	.375	0-1-0-1	2	8	1-1-0-0	4	5
<b>TOTALS</b>	<b>79</b>	<b>38</b>	<b>36</b>	<b>2</b>	<b>3</b>	<b>197</b>	<b>209</b>	<b>81</b>		<b>21-15-0-3</b>	<b>91</b>	<b>95</b>	<b>17-21-2-0</b>	<b>105</b>	<b>115</b>





## EDMONTON OILERS VS. ANAHEIM DUCKS

## 2011-12 RESULTS &amp; STATISTICS

## AT EDMONTON

05 Apr '12 EDM 2 vs ANA 3 (OT)

13 Jan '12 EDM 0 vs ANA 5

## WINNING GOAL

Ryan Getzlaf

Jason Blake

## AT ANAHEIM

01 Apr '12 EDM 2 vs ANA 1

05 Mar '12 EDM 2 vs ANA 4

## WINNING GOAL

Teemu Hartikainen

Corey Perry

OILERS	GP	G	A	P	+/-	PIM	PP	SH	DUCKS	GP	G	A	P	+/-	PIM	PP	SH
Jordan Eberle	3	2	1	3	3	0	1	0	Ryan Getzlaf	4	1	4	5	3	5	0	0
Ryan Nugent-Hopkins	3	0	3	3	2	0	0	0	Corey Perry	4	4	0	4	3	2	1	0
Teemu Hartikainen	2	2	0	2	1	2	0	0	Bobby Ryan	4	3	1	4	5	0	0	0
Shawn Horcoff	4	1	1	2	-2	0	0	0	Teemu Selanne	4	2	2	4	0	2	1	0
Sam Gagner	4	1	0	1	-3	7	0	0	Jason Blake	4	2	0	2	0	0	1	0
Ales Hemsky	4	0	1	1	-4	2	0	0	Cam Fowler	4	0	2	2	1	2	0	0
Ryan Jones	4	0	1	1	0	0	0	0	Niklas Hagman	4	0	2	2	-1	2	0	0
Jeff Petry	3	0	1	1	1	2	0	0	Luca Sbisa	4	0	2	2	2	0	0	0
Nick Schultz	3	0	1	1	-1	4	0	0	Andrew Cogliano	4	1	0	1	0	0	0	0
Ryan Whitney	3	0	1	1	-3	2	0	0	Francois Beauchemin	4	0	1	1	2	5	0	0
Eric Belanger	4	0	0	0	-4	2	0	0	Nick Bonino	4	0	1	1	1	2	0	0
Ryan Smyth	4	0	0	0	-3	2	0	0	Sheldon Brookbank	4	0	1	1	3	5	0	0
Andy Sutton	4	0	0	0	-2	8	0	0	Saku Koivu	4	0	1	1	0	0	0	0
Ben Eager	3	0	0	0	0	0	0	0	Lubomir Visnovsky	4	0	1	1	0	0	0	0
Lennart Petrell	3	0	0	0	-1	0	0	0	Devante Smith-Pelly	3	0	1	1	1	2	0	0
Corey Potter	3	0	0	0	-2	2	0	0	Matt Beleskey	3	0	0	0	0	0	0	0
Colten Teubert	3	0	0	0	-2	5	0	0	Toni Lydman	3	0	0	0	2	2	0	0
Cam Barker	2	0	0	0	1	5	0	0	George Parros	3	0	0	0	1	7	0	0
Taylor Hall	2	0	0	0	-3	0	0	0	Rod Pelley	2	0	0	0	1	0	0	0
Darcy Hordichuk	2	0	0	0	0	5	0	0	Mat Clark	1	0	0	0	0	0	0	0
Ladislav Smid	2	0	0	0	-1	0	0	0	Kyle Palmieri	1	0	0	0	0	0	0	0
Chris VandeVelde	2	0	0	0	0	0	0	0									
Josh Green	1	0	0	0	0	0	0	0									
Anton Lander	1	0	0	0	0	0	0	0									
Ryan O'Marra	1	0	0	0	0	2	0	0									
Magnus Paajarvi	1	0	0	0	0	0	0	0									
Theo Peckham	1	0	0	0	-1	0	0	0									

OILERS GOALTENDER	GP	MIN	W-L-OT	SO	GA	SA	SV	GAA	SV%
Devan Dubnyk	3	150	1-0-1	0	6	64	58	2.40	.906
Nikolai Khabibulin	2	90	0-2-0	0	7	44	37	4.68	.841
DUCKS GOALTENDER	GP	MIN	W-L-OT	SO	GA	SA	SV	GAA	SV%
Jonas Hiller	3	179	2-1-0	1	4	84	80	1.34	.952
Jeff Deslauriers	1	61	1-0-0	0	2	26	24	1.96	.923

GOALS BY PERIOD	1	2	3	OT	TOTAL	SHOTS BY PERIOD	1	2	3	OT	TOTAL
Oilers	2	2	2	0	6	Oilers	27	50	32	1	110
Ducks	3	5	4	1	13	Ducks	29	41	37	1	108
POWERPLAY	PPG	ATT	PCT.	PENALTY KILLING	PK	TSH	PCT.				
Oilers	1	5	20.0	Oilers	8	11	72.7				
Ducks	3	11	27.3	Ducks	4	5	80.0				

# VS. BOSTON BRUINS



## BOSTON BRUINS

TD Garden  
100 Legends Way  
Boston, MA 02114

## 2013 GAMES VS. BOSTON

At Edmonton – None  
At Boston – None

### CLUB DIRECTORY

Owner & Governor, Boston Bruins;	Jeremy M. Jacobs
Chairman, NHL Board of Governors .....	Charlie Jacobs
Principal, Boston Bruins.....	Charlie Jacobs
Alternate Governors.....	Charlie Jacobs, Jeremy Jacobs, Jr., Louis Jacobs, Harry Sinden, Peter Chiarelli, Cam Neely
Senior Advisor to the Owner.....	Harry Sinden
President.....	Cam Neely
Sr. Vice President, Sales & Marketing.....	Amy Latimer
Vice President, Finance.....	Jim Bednarek
Vice President, Marketing.....	Jen Compton
Vice President, Corporate Partnerships.....	Chris Johnson
Vice President, Premium Sales & Service.....	Leah Leahy
General Manager.....	Peter Chiarelli
Assistant General Managers.....	Jim Benning, Don Sweeney
Director of Player Personnel.....	Scott Bradley
Director of Amateur Scouting.....	Wayne Smith
Assistant Director of Amateur Scouting.....	Scott Fitzgerald
Director of Hockey Administration & Scout.....	Ryan Nadeau
Assistant to Hockey Administration.....	Cole Burkhalter
Team Road Services Coordinator.....	John Bucyk
Head Coach.....	Claude Julien
Assistant Coaches.....	Doug Houda, Geoff Ward, Doug Jarvis
Goaltending Coach.....	Bob Essensa
Video Analyst.....	Jeremy Rogalski
Director of Communications.....	Matthew Chmura
Director of Publications & Information.....	Heidi Holland
Assistant Director of Media Relations.....	Eric Tosi
Arena (Capacity).....	TD Banknorth Garden (17,565)
Public Relations Phone.....	(617) 624-BEAR (2327)
Public Relations FAX.....	(617) 523-7184
Website.....	www.bostonbruins.com

## EDMONTON OILERS VS. BOSTON BRUINS

### YEARLY RECORD 1979-80 TO 2011-12

SEASON	GP	W	L	T	OTL	GF	GA	PTS	PCT.	AT EDMONTON			AT BOSTON		
										W-L-T-OTL	GF	GA	W-L-T-OTL	GF	GA
1979-80	4	0	4	0	–	6	17	0	.000	0-2-0-0	3	6	0-2-0-0	3	11
1980-81	4	1	3	0	–	13	23	2	.250	1-1-0-0	8	10	0-2-0-0	5	13
1981-82	3	0	1	2	–	8	11	2	.333	0-0-2-0	6	6	0-1-0-0	2	5
1982-83	3	0	2	1	–	11	16	1	.167	0-1-0-0	3	5	0-1-1-0	8	11
1983-84	3	2	1	0	–	8	6	4	.667	2-0-0-0	7	2	0-1-0-0	1	4
1984-85	3	2	1	0	–	14	10	4	.667	1-0-0-0	7	2	1-1-0-0	7	8
1985-86	3	2	1	0	–	13	11	4	.667	1-1-0-0	8	8	1-0-0-0	5	3
1986-87	3	1	2	0	–	10	10	2	.333	1-0-0-0	6	2	0-2-0-0	4	8
1987-88	3	1	1	1	–	10	12	3	.500	1-1-0-0	8	10	0-0-1-0	2	2
1988-89	3	0	3	0	–	7	13	0	.000	0-1-0-0	2	4	0-2-0-0	5	9
1989-90	3	0	2	1	–	5	12	1	.167	0-1-1-0	3	6	0-1-0-0	2	6
1990-91	3	1	2	0	–	15	11	2	.333	1-0-0-0	8	1	1-1-0-0	7	10
1991-92	3	1	2	0	–	10	14	2	.333	0-1-0-0	3	5	1-1-0-0	7	9
1992-93	2	1	1	0	–	7	9	2	.500	0-1-0-0	3	6	1-0-0-0	4	3
1993-94	2	0	2	0	–	2	8	0	.000	0-1-0-0	1	3	0-1-0-0	1	5
1994-95	DID NOT PLAY														
1995-96	2	1	1	0	–	8	10	2	.500	0-1-0-0	4	7	1-0-0-0	4	3
1996-97	2	2	0	0	–	10	3	4	1.000	1-0-0-0	4	3	1-0-0-0	6	0
1997-98	2	0	2	0	–	2	5	0	.000	0-1-0-0	1	2	1-1-0-0	1	3
1998-99	1	0	1	0	–	0	2	0	.000	0-1-0-0	0	2	0-0-0-0	0	0
1999-00	2	1	0	1	0	6	4	3	.750	1-0-0-0	4	2	0-0-1-0	2	2



## EDMONTON OILERS VS. BOSTON BRUINS

YEARLY RECORD 1979-80 TO 2011-12

SEASON	GP	W	L	T	OTL	GF	GA	PTS	PCT.	AT EDMONTON			AT BOSTON		
										W-L-T-OTL	GF	GA	W-L-T-OTL	GF	GA
2000-01	1	1	0	0	0	6	1	2	1.000	1-0-0-0	6	1	0-0-0-0	0	0
2001-02	1	0	0	0	1	0	1	1	.500	0-0-0-0	0	0	0-0-0-1	0	1
2002-03	2	0	2	0	0	4	10	0	.000	0-1-0-0	3	4	0-1-0-0	1	6
2003-04	1	0	1	0	0	3	4	0	.000	0-0-0-0	0	0	0-1-0-0	3	4
2004-05	DID NOT PLAY														
2005-06	1	0	0	0	1	4	5	1	.500	0-0-0-1	4	5	0-0-0-0	0	0
2006-07	1	0	1	0	0	0	3	0	.000	0-0-0-0	0	0	0-1-0-0	0	3
2007-08	DID NOT PLAY														
2008-09	1	0	0	0	1	0	1	1		0-0-0-1	0	1	0-0-0-0	0	0
2009-10	1	0	1	0	0	0	2	0		0-0-0-0	-	-	0-1-0-0	0	2
2010-11	1	0	1	0	0	2	3	0		0-1-0-0	2	3	0-0-0-0	0	0
2011-12	1	0	1	0	0	3	6	0		0-0-0-0	-	-	0-1-0-0	3	6
<b>TOTALS</b>	<b>65</b>	<b>17</b>	<b>38</b>	<b>6</b>	<b>3</b>	<b>187</b>	<b>243</b>	<b>43</b>		<b>11-16-3-2</b>	<b>104</b>	<b>106</b>	<b>6-23-3-1</b>	<b>83</b>	<b>137</b>

## EDMONTON OILERS VS. BOSTON BRUINS

2011-12 RESULTS & STATISTICS

AT EDMONTON

10 Nov '11

EDM 3 vs BOS 6

WINNING GOAL

Tyler Seguin

OILERS	GP	G	A	P +/-	PIM	PP	SH	BRUINS	GP	G	A	P +/-	PIM	PP	SH
Ryan Smyth	1	2	0	2	0	0	1	Joe Corvo	1	0	3	3	1	0	0
Ales Hemsky	1	0	2	2	0	0	0	Brad Marchand	1	2	0	2	1	0	1
Ryan Nugent-Hopkins	1	1	0	1	-1	0	0	Tyler Seguin	1	1	1	2	0	0	0
Eric Belanger	1	0	1	1	0	0	0	Nathan Horton	1	0	2	2	0	0	0
Taylor Hall	1	0	1	1	-1	0	0	Johnny Boychuk	1	1	0	1	0	0	0
Theo Peckham	1	0	1	1	1	2	0	Jordan Caron	1	1	0	1	1	0	0
Cam Barker	1	0	0	0	0	2	0	Milan Lucic	1	1	0	1	0	0	1
Ben Eager	1	0	0	0	-1	0	0	Zach Hamill	1	0	1	1	2	0	0
Jordan Eberle	1	0	0	0	-1	2	0	David Krejci	1	0	1	1	0	0	0
Sam Gagner	1	0	0	0	0	0	0	Patrice Bergeron	1	0	0	0	0	2	0
Tom Gilbert	1	0	0	0	-3	0	0	Gregory Campbell	1	0	0	0	0	2	0
Shawn Horcoff	1	0	0	0	0	0	0	Zdeno Chara	1	0	0	0	1	0	0
Ryan Jones	1	0	0	0	0	0	0	Andrew Ference	1	0	0	0	0	0	0
Anton Lander	1	0	0	0	-1	0	0	Chris Kelly	1	0	0	0	2	2	0
Lennart Petrell	1	0	0	0	-1	0	0	Adam McQuaid	1	0	0	0	1	0	0
Jeff Petry	1	0	0	0	2	2	0	Benoit Pouliot	1	0	0	0	0	0	0
Corey Potter	1	0	0	0	-2	2	0	Dennis Seidenberg	1	0	0	0	1	2	0
Ladislav Smid	1	0	0	0	-2	0	0	Shawn Thornton	1	0	0	0	0	2	0

OILERS GOALTENDER	GP	MIN	W-L-OT	SO	GA	SA	SV	GAA	SV%
Devan Dubnyk	1	60	0-1-0	0	6	28	22	6.03	.786
BRUINS GOALTENDER	GP	MIN	W-L-OT	SO	GA	SA	SV	GAA	SV%
Tuukka Rask	1	60	1-0-0	0	3	30	27	3.00	.900

GOALS BY PERIOD	1	2	3	OT	TOTAL	SHOTS BY PERIOD	1	2	3	OT	TOTAL
Oilers	2	0	1	0	3	Oilers	12	5	13	0	30
Bruins	2	2	2	0	6	Bruins	13	9	6	0	28

POWERPLAY	PPG	ATT	PCT.	PENALTY KILLING	PK	TSH	PCT.
Oilers	1	5	20.0	Oilers	3	5	60.0
Bruins	2	5	40.0	Bruins	4	5	80.0

# VS. BUFFALO SABRES



## BUFFALO SABRES

First Niagara Center  
One Seymour H. Knox III Plaza  
Buffalo, NY 14203

## 2013 GAMES VS. BUFFALO

At Edmonton – None  
At Buffalo – None

### CLUB DIRECTORY

Owner.....	Terrence M. Pegula
President.....	Theodore N. Black
Senior Advisors.....	Ken Sawyer, Clifford Benson
General Manager.....	Darcy Regier
Director, Amateur Scouting.....	Kevin Devine
Director, Pro Scouting.....	Jon Christiano
Director, Hockey Analytics/Technology.....	Scott Schranz
Hockey Analytics Assistant.....	Graham Beamish
Assistant to the General Manager.....	Mark Jakubowski
Coordinator, Hockey Operations.....	Michael Birmingham
Hockey Operations Assistant.....	Austin Dunne
Manager, Hockey Technologies.....	Kyle Kiebzak
Head Coach.....	Lindy Ruff
Assistant Coaches.....	James Patrick, Kevyn Adams, Teppo Numminen
Goaltender Coach.....	Jim Corsi
Administrative Assistant Coach.....	Corey Smith
V.P., Broadcasting.....	Chrisanne Bellas
Game Presentation Director.....	Jenifer Dunford
TV Producer / TV Director.....	Joe Pinter / Matt Gould
V.P., Public & Community Relations.....	Michael Gilbert
Director, Media Relations.....	Chris Bandura
P.R. Assistants.....	Ian Ott, Marc Heintzman
Manager, New Media.....	Kevin Snow
Social Media Coordinator.....	Samantha Hicks
Arena (Capacity).....	HSBC Arena (18,690)
Public Relations Phone.....	(716) 855-4100
Public Relations FAX.....	(716) 855-4110
Tickets, U.S.....	(888) GO-SABRES
Canada.....	(888) 669-GOAL
Website.....	www.sabres.com

### EDMONTON OILERS VS. BUFFALO SABRES

#### YEARLY RECORD 1979-80 TO 2011-12

SEASON	GP	W	L	T	OTL	GF	GA	PTS	PCT.	AT EDMONTON			AT BUFFALO		
										W-L-T-OTL	GF	GA	W-L-T-OTL	GF	GA
1979-80	4	1	2	1	-	19	22	3	.375	1-1-0-0	8	9	0-1-1-0	11	13
1980-81	4	1	1	2	-	13	12	4	.500	1-0-1-0	8	5	0-1-1-0	5	7
1981-82	3	2	1	0	-	11	7	4	.667	1-1-0-0	5	4	1-0-0-0	6	3
1982-83	3	2	1	0	-	15	12	4	.667	1-0-0-0	6	2	1-1-0-0	9	10
1983-84	3	2	1	0	-	12	6	4	.667	2-0-0-0	11	3	0-1-0-0	1	3
1984-85	3	2	0	1	-	15	12	5	.833	0-0-1-0	4	4	2-0-0-0	11	8
1985-86	3	1	2	0	-	9	11	2	.333	1-1-0-0	7	7	0-1-0-0	2	4
1986-87	3	2	1	0	-	13	11	4	.667	1-0-0-0	5	3	1-1-0-0	8	8
1987-88	3	3	0	0	-	16	6	6	1.000	2-0-0-0	11	4	1-0-0-0	5	2
1988-89	3	2	0	1	-	17	12	5	.833	1-0-0-0	7	3	1-0-1-0	10	9
1989-90	3	2	1	0	-	15	9	4	.667	2-0-0-0	10	3	0-1-0-0	5	6
1990-91	3	2	1	0	-	9	7	4	.667	1-0-0-0	4	2	1-1-0-0	5	5
1991-92	3	1	1	1	-	11	14	3	.500	1-0-0-0	5	2	0-1-1-0	6	12
1992-93	2	2	0	0	-	8	6	4	1.000	1-0-0-0	3	2	1-0-0-0	5	4
1993-94	2	0	1	1	-	4	7	1	.250	0-1-0-0	3	6	0-0-1-0	1	1
1994-95	DID NOT PLAY														
1995-96	2	1	1	0	-	6	8	2	.500	1-0-0-0	5	4	0-1-0-0	1	4
1996-97	2	2	0	0	-	7	4	4	1.000	1-0-0-0	4	3	1-0-0-0	3	1
1997-98	2	0	1	1	-	4	5	1	.250	0-1-0-0	0	1	0-0-1-0	4	4
1998-99	2	2	0	0	-	11	6	4	1.000	1-0-0-0	6	3	1-0-0-0	5	3
1999-00	1	0	0	1	0	2	2	1	.500	0-0-0-0	0	0	0-0-1-0	2	2



## EDMONTON OILERS VS. BUFFALO SABRES

YEARLY RECORD 1979-80 TO 2011-12

SEASON	GP	W	L	T	OTL	GF	GA	PTS	PCT.	AT EDMONTON			AT BOSTON		
										W-L-T-OTL	GF	GA	W-L-T-OTL	GF	GA
2000-01	2	2	0	0	0	7	2	4	1.000	1-0-0-0	3	2	1-0-0-0	4	0
2001-02	1	1	0	0	0	3	0	2	1.000	0-0-0-0	0	0	1-0-0-0	3	0
2002-03	1	0	0	1	0	1	1	1	.500	0-0-1-0	1	1	0-0-0-0	0	0
2003-04	1	1	0	0	0	4	1	2	1.000	1-0-0-0	4	1	0-0-0-0	0	0
2004-05	DID NOT PLAY														
2005-06	1	0	1	0	0	1	3	0	.000	0-1-0-0	1	3	0-0-0-0	0	0
2006-07	1	0	0	0	1	1	2	1	.500	0-0-0-0	0	0	0-0-0-1	1	2
2007-08	DID NOT PLAY														
2008-09	1	0	1	0	0	2	10	0		0-1-0-0	2	10	0-0-0-0	0	0
2009-10	1	0	1	0	0	1	3	0		0-0-0-0	0	0	0-1-0-0	1	3
2010-11	1	0	1	0	0	2	4	0		0-1-0-0	2	4	0-0-0-0	0	0
2011-12	1	0	1	0	0	3	4	0		0-0-0-0	-	-	0-1-0-0	3	4
<b>TOTALS</b>	<b>65</b>	<b>34</b>	<b>20</b>	<b>10</b>	<b>1</b>	<b>242</b>	<b>209</b>	<b>79</b>		<b>21-8-3-0</b>	<b>125</b>	<b>91</b>	<b>13-12-7-1</b>	<b>117</b>	<b>118</b>

## EDMONTON OILERS VS. BUFFALO SABRES

2011-12 RESULTS & STATISTICS

AT EDMONTON

03 Jan '12

EDM 3 vs BUF 4

WINNING GOAL

Nathan Gerbe

OILERS	GP	G	A	P +/-	PIM	PP	SH	SABRES	GP	G	A	P +/-	PIM	PP	SH
Sam Gagner	1	1	1	2	1	0	1	Drew Stafford	1	1	2	3	3	0	0
Ales Hemsky	1	0	2	1	2	0	0	Nathan Gerbe	1	1	1	2	3	0	0
Taylor Hall	1	1	0	1	0	0	0	Brayden McNabb	1	0	2	2	0	0	0
Corey Potter	1	1	0	1	0	0	0	Jordan Leopold	1	1	0	1	0	0	0
Jordan Eberle	1	0	1	1	1	0	0	Jason Pominville	1	1	0	1	0	0	0
Anton Lander	1	0	1	1	1	0	0	Jochen Hecht	1	0	1	1	0	0	0
Jeff Petry	1	0	1	1	-3	0	0	Derek Roy	1	0	1	1	3	0	0
Eric Belanger	1	0	0	0	0	0	0	Luke Adam	1	0	0	0	0	0	0
Ben Eager	1	0	0	0	0	0	0	Brad Boyes	1	0	0	0	0	0	0
Josh Green	1	0	0	0	-4	0	0	TJ Brennan	1	0	0	0	1	0	0
Teemu Hartikainen	1	0	0	0	-3	0	0	Matt Ellis	1	0	0	0	-1	0	0
Shawn Horcoff	1	0	0	0	-3	0	0	Paul Gaustad	1	0	0	0	-1	0	0
Ryan Jones	1	0	0	0	-1	0	0	Marc-Andre Gragnani	1	0	0	0	2	0	0
Theo Peckham	1	0	0	0	1	2	0	Patrick Kaleta	1	0	0	0	-1	2	0
Ladislav Smid	1	0	0	0	0	0	0	Zack Kassian	1	0	0	0	0	0	0
Ryan Smyth	1	0	0	0	1	0	0	Robyn Regehr	1	0	0	0	0	0	0
Andy Sutton	1	0	0	0	-2	0	0	Thomas Vanek	1	0	0	0	0	0	0
Colten Teubert	1	0	0	0	0	0	0	Mike Weber	1	0	0	0	1	2	0

OILERS GOALTENDER	GP	MIN	W-L-OT	SO	GA	SA	SV	GAA	SV%
Nikolai Khabibulin	1	59	0-1-0	0	4	33	29	4.08	.879

SABRES GOALTENDER	GP	MIN	W-L-OT	SO	GA	SA	SV	GAA	SV%
Ryan Miller	1	60	1-0-0	0	3	26	23	3.00	.885

GOALS BY PERIOD	1	2	3	OT	TOTAL	SHOTS BY PERIOD	1	2	3	OT	TOTAL
Oilers	1	1	1	0	3	Oilers	14	5	7	0	26
Sabres	1	1	2	0	4	Sabres	8	12	13	0	33

POWERPLAY	PPG	ATT	PCT.	PENALTY KILLING	PK	TSH	PCT.
Oilers	1	3	33.3	Oilers	2	2	100.0
Sabres	0	2	00.0	Sabres	2	3	66.7

# VS. CALGARY FLAMES



## CALGARY FLAMES

Scotiabank Saddledome  
P.O. Box 1540 Station M  
Calgary, Alberta T2P 3B9

## 2013 GAMES VS. CALGARY

At Edmonton – April 1, April 13  
At Calgary – January 26, April 3

### CLUB DIRECTORY

Owners	N. Murray Edwards (Chairman), Alvin G. Libin, Allan P. Markin, Jeff McCaig, Clayton H. Riddell
President & Chief Executive Officer	Ken King
General Manager	Jay Feaster
Assistant G.M./Sr. VP of Hockey Admin.	Michael Holditch
Senior V.P., Finance and Administration	John Bean
V.P., Building Operations	Libby Raines
V.P., Advertising, Sponsorship & Marketing	Jim Bagshaw
V.P., Sales, Customer Service & Ticketing	Rollie Cyr
V.P., Communications	Peter Hanlon
V.P., Business Development	Jim Peplinski
V.P., Food and Beverage	Mark Vaillant
General Manager	Jay Feaster
Assistant G.M./Sr. VP of Hockey Admin.	Michael Holditch
Assistant G.M./Player Personnel	John Weisbrod
Special Assistant to the G.M.	Craig Conroy
Director, Hockey Administration	Mike Burke
Director, Player Development	Ron Sutter
Director of Amateur Scouting	Tod Button
Director, Video and Statistical Analysis	Chris Snow
Head Coach	Bob Hartley
Associate Coach	Jacques Cloutier
Assistant Coach	Martin Gelinas
Goalie Coach	Clint Malarchuk
Senior Video Analyst	Jamie Pringle
Team Services Manager	Sean O'Brien
Exec. Asst. to GM and Hockey Operations	Brenda Koyich
Executive Asst. to Sr. V.P. of Hockey Operations/AGM	Anita Cranston
Vice-President, Communications	Peter Hanlon
Manager, Media Relations	Sean Kelso
Administrative Assistant, Communications	Bernie Hargrave
Arena (Capacity)	Pengrowth Saddledome (19,289)
Public Relations Phone	(403) 777-2177
Public Relations FAX	(403) 777-2195
Website	www.calgaryflames.com

## EDMONTON OILERS VS. CALGARY FLAMES

### YEARLY RECORD 1979-80 TO 2011-12

SEASON	GP	W	L	T	OTL	GF	GA	PTS	PCT.	AT EDMONTON			AT CALGARY		
										W-L-T-OTL	GF	GA	W-L-T-OTL	GF	GA
1979-80*	4	1	2	1	—	15	20	3	.375	0-1-1-0	7	9	1-1-0-0	8	11
1980-81	4	1	2	1	—	15	21	3	.375	1-1-0-0	9	13	0-1-1-0	6	8
1981-82	8	5	2	1	—	41	31	11	.688	2-1-1-0	23	16	3-1-0-0	18	15
1982-83	8	4	2	2	—	37	37	10	.625	3-0-1-0	22	17	1-2-1-0	15	20
1983-84	8	7	0	1	—	53	28	15	.938	3-0-1-0	25	14	4-0-0-0	28	14
1984-85	8	6	1	1	—	39	29	13	.813	3-0-1-0	22	13	3-1-0-0	17	16
1985-86	8	6	1	1	—	40	33	13	.813	4-0-0-0	23	13	2-1-1-0	17	20
1986-87	8	1	6	1	—	29	39	3	.188	1-2-1-0	13	16	0-4-0-0	16	23
1987-88	8	3	4	1	—	33	33	7	.438	1-3-0-0	15	16	2-1-1-0	18	17
1988-89	8	2	5	1	—	27	35	5	.313	2-1-1-0	19	13	0-4-0-0	8	22
1989-90	8	3	4	1	—	21	32	7	.438	2-1-1-0	11	9	1-3-0-0	10	23
1990-91	8	3	4	1	—	27	25	7	.438	2-2-0-0	13	11	1-2-1-0	14	14
1991-92	7	3	3	1	—	21	27	7	.500	2-1-0-0	10	7	1-2-1-0	11	20
1992-93	7	1	6	0	—	15	32	2	.143	1-3-0-0	8	16	0-3-0-0	7	16
1993-94	6	1	5	0	—	16	29	2	.167	1-2-0-0	11	14	0-3-0-0	5	15
1994-95	5	1	4	0	—	14	22	2	.200	1-2-0-0	9	12	0-2-0-0	5	10
1995-96	6	2	4	0	—	17	22	4	.333	1-2-0-0	8	13	1-2-0-0	9	9
1996-97	5	3	2	0	—	23	14	6	.600	2-0-0-0	8	4	1-2-0-0	15	10
1997-98	5	3	1	1	—	17	13	7	.700	2-0-1-0	10	5	1-1-0-0	7	8
1998-99	6	4	1	1	—	17	11	9	.750	2-0-1-0	9	6	2-1-0-0	8	5
1999-00	6	2	3	0	1	20	15	5	.417	1-1-1-0	11	6	1-2-0-0	9	9
2000-01	5	4	0	1	0	14	7	9	.900	2-0-0-0	5	2	2-0-1-0	9	5
2001-02	5	2	2	1	0	8	8	5	.500	2-1-0-0	6	5	0-1-1-0	2	3
2002-03	5	2	3	0	0	15	15	4	.400	0-2-0-0	4	8	2-1-0-0	11	7
2003-04	6	1	4	1	0	7	11	3	.250	1-2-0-0	5	7	0-2-1-0	2	4
2004-05									DID NOT PLAY						
2005-06	8	3	5	0	0	18	26	6	.375	2-2-0-0	10	13	1-3-0-0	8	13
2006-07	8	3	5	0	0	14	21	6	.375	2-2-0-0	7	10	1-3-0-0	7	11
2007-08	8	4	4	0	0	18	18	8	.500	2-2-0-0	10	7	2-2-0-0	8	11
2008-09	6	3	2	0	1	19	18	6		2-0-0-1	10	6	1-2-0-0	9	13



## EDMONTON OILERS VS. CALGARY FLAMES

YEARLY RECORD 1979-80 TO 2011-12

SEASON	GP	W	L	T	OTL	AT EDMONTON				AT CALGARY					
						GF	GA	PTS	PCT.	W-L-T-OTL	GF	GA	W-L-T-OTL	GF	GA
2009-10	6	0	5	0	1	11	24	1		0-2-0-1	7	12	0-3-0-0	4	13
2010-11	6	1	3	0	2	17	23	4		1-1-0-1	9	7	0-2-0-1	8	16
2011-12	6	2	4	0	0	15	18	4		1-2-0-0	8	12	1-2-0-0	7	6
<b>TOTALS</b>	<b>210</b>	<b>87</b>	<b>99</b>	<b>19</b>	<b>5</b>	<b>693</b>	<b>737</b>	<b>197</b>		<b>52-39-10-4</b>	<b>367</b>	<b>332</b>	<b>35-60-9-1</b>	<b>326</b>	<b>407</b>
<b>CALGARY</b>	<b>206</b>	<b>86</b>	<b>97</b>	<b>18</b>	<b>5</b>	<b>678</b>	<b>717</b>	<b>194</b>		<b>52-38-9-4</b>	<b>360</b>	<b>323</b>	<b>34-59-9-1</b>	<b>318</b>	<b>396</b>
<b>ATLANTA</b>	<b>4</b>	<b>1</b>	<b>2</b>	<b>1</b>	<b>0</b>	<b>15</b>	<b>20</b>	<b>3</b>	<b>.375</b>	<b>0-1-1-0</b>	<b>7</b>	<b>9</b>	<b>1-1-0-0</b>	<b>8</b>	<b>11</b>

\* Franchise in Atlanta during 1979-80 season. Moved to Calgary for 1980-81 season.

## EDMONTON OILERS VS. CALGARY FLAMES

2011-12 RESULTS & STATISTICS

AT EDMONTON	WINNING GOAL	AT CALGARY	WINNING GOAL
16 Mar '12	EDM 3 vs CGY 1	21 Feb '12	EDM 6 vs CGY
21 Jan '12	EDM 2 vs CGY 6	10 Dec '11	EDM 0 vs CGY
03 Dec '11	EDM 3 vs CGY 5	18 Oct '11	EDM 1 vs CGY
	Jordan Eberle		Ales Hemsky
	Lee Stempniak		Tom Kostopoulos
	Mikael Backlund		Alex Tanguay

OILERS	GP	G	A	P	+/-	PIM	PP	SH	FLAMES	GP	G	A	P	+/-	PIM	PP	SH
Jordan Eberle	6	2	6	8	1	0	0	0	Jarome Iginla	6	2	4	6	-2	4	0	0
Ryan Smyth	6	2	2	4	4	2	0	0	Olli Jokinen	6	2	4	6	2	10	1	0
Sam Gagner	5	2	2	4	1	2	0	0	Lee Stempniak	4	3	2	5	6	2	0	0
Ryan Nugent-Hopkins	4	3	0	3	0	0	0	0	Jay Bouwmeester	6	2	3	5	2	2	1	0
Shawn Horcoff	6	0	3	3	2	2	0	0	Blake Comeau	5	1	3	4	3	4	0	0
Jeff Petry	5	0	3	3	1	2	0	0	Derek Smith	4	1	2	3	1	0	0	0
Ales Hemsky	5	1	1	2	-2	4	0	0	Mikael Backlund	3	2	0	2	-1	2	1	0
Taylor Hall	3	1	1	2	-1	0	1	0	Scott Hannan	6	1	1	2	1	2	0	0
Ladislav Smid	6	0	2	2	0	2	0	0	Mark Giordano	4	1	1	2	-1	14	0	0
Corey Potter	4	0	2	2	1	0	0	0	Rene Bourque	3	1	1	2	3	2	0	0
Eric Belanger	6	1	0	1	-5	2	0	0	Tom Kostopoulos	5	1	0	1	-1	0	1	0
Lennart Petrell	5	1	0	1	-2	0	0	0	Alex Tanguay	4	1	0	1	-1	4	0	0
Andy Sutton	5	1	0	1	1	4	0	0	Matt Stajan	6	0	1	1	-3	0	0	0
Tom Gilbert	4	1	0	1	0	2	1	0	Cory Sarich	4	0	1	1	-2	4	0	0
Ryan Jones	5	0	1	1	0	4	0	0	Roman Horak	3	0	1	1	3	0	0	0
Ryan Whitney	5	0	1	1	-2	6	0	0	Brendan Morrison	3	0	1	1	0	0	0	0
Ben Eager	4	0	1	1	1	10	0	0	David Moss	2	0	1	1	0	2	0	0
Darcy Hordichuk	4	0	1	1	-1	2	0	0	Paul Byron	1	0	1	1	1	0	0	0
Teemu Hartikainen	1	0	1	1	1	0	0	0	Krys Kolanos	1	0	1	1	0	0	0	0
Ryan O'Marra	1	0	1	1	0	0	0	0	Chris Butler	5	0	0	0	7	0	0	0
Theo Peckham	5	0	0	0	-1	0	0	0	Tim Jackman	5	0	0	0	-3	2	0	0
Anton Lander	4	0	0	0	-2	0	0	0	TJ Brodie	4	0	0	0	-4	0	0	0
Magnus Paajarvi	4	0	0	0	-2	0	0	0	Curtis Glencross	4	0	0	0	-2	2	0	0
Colten Teubert	2	0	0	0	-2	6	0	0	Lance Bouma	2	0	0	0	-1	0	0	0
Cam Barker	1	0	0	0	0	2	0	0	Mike Cammalleri	2	0	0	0	-4	0	0	0
Linus Omark	1	0	0	0	-1	0	0	0	Greg Nemisz	2	0	0	0	0	0	0	0
Nick Schultz	1	0	0	0	1	0	0	0	Joe Piskula	2	0	0	0	-2	0	0	0
									Anton Babchuk	1	0	0	0	0	2	0	0
									Sven Baertschi	1	0	0	0	0	2	0	0
									Guillaume Desbiens	1	0	0	0	0	0	0	0
									Niklas Hagman	1	0	0	0	0	0	0	0
									Blair Jones	1	0	0	0	1	0	0	0
									Pierre-Luc Letourneau-Leblond	1	0	0	0	0	10	0	0

OILERS GOALTENDER	GP	MIN	W-L-OT	SO	GA	SA	SV	GAA	SV%
Devan Dubnyk	5	256	2-2-0	0	7	108	101	1.64	.935
Nikolai Khabibulin	2	98	0-2-0	0	8	47	39	4.89	.830

FLAMES GOALTENDER	GP	MIN	W-L-OT	SO	GA	SA	SV	GAA	SV%
Mikka Kiprusoff	5	280	4-1-0	1	11	132	121	2.36	.917
Leland Irving	1	59	0-1-0	0	3	25	22	3.05	.880
Henrik Karlsson	1	20	0-0-0	0	1	8	7	3.00	.875

GOALS BY PERIOD	1	2	3	OT	TOTAL	SHOTS BY PERIOD	1	2	3	OT	TOTAL
Oilers	6	4	5	0	15	Oilers	54	58	53	0	165
Flames	6	4	8	0	18	Flames	63	52	43	0	158

POWERPLAY	PPG	ATT	PCT.	PENALTY KILLING	PK	TSH	PCT.
Oilers	2	27	7.4	Oilers	16	20	80.0
Flames	4	10	20.0	Flames	25	27	92.6

# VS. CAROLINA HURRICANES



## CAROLINA HURRICANES

RBC Center  
1400 Edwards Mill Rd.  
Raleigh, NC 27607

## 2013 GAMES VS. CAROLINA

At Edmonton – None  
At Carolina – None

### CLUB DIRECTORY

Chief Executive Officer/Owner/Governor .....	Peter Karmanos, Jr.
President/General Manager .....	Jim Rutherford
Executive Vice President/Assistant General Manager .....	Jason Karmanos
Executive Vice President/Chief Financial Officer .....	Mike Amendola
Executive Vice President/General Manager, PNC Arena .....	Davin Olsen
Vice President of Hockey Operations .....	Ron Francis
Head Coach .....	Kirk Muller
Assistant Coach /Development Coach .....	Rod Brind'Amour
Assistant Coaches .....	Dave Lewis, John MacLean
Goaltending Coach .....	Greg Stefan
Director of Defensemen Development .....	Glen Wesley
Director of Forwards Development .....	Cory Stillman
Video Coach .....	Chris Huffine
Vice President of Team Operations .....	Brian Tatum
Executive Assistant to the President/G.M. ....	Mari Jeter
Motivational Consultant/Mgr. Community Dev. ....	Doris E. Barksdale
Video Scout/Hockey Operations Assistant .....	Darren Yorke
Senior Director of Communications .....	Mike Sundheim
Director of Media Relations and Broadcasting .....	Kyle Hanlin
Arena (Capacity) .....	RBC Center (18,680)
Public Relations Phone .....	(919) 467-7825
Public Relations FAX .....	(919) 462-0123
Tickets .....	1.866.NHL.CANES
Website .....	www.carolinahurricanes.com

## EDMONTON OILERS VS. CAROLINA HURRICANES

### YEARLY RECORD 1979-80 TO 2011-12

SEASON	GP	W	L	T	OTL	GF	GA	PTS	PCT.	AT EDMONTON			AT CAROLINA		
										W-L-T-OTL	GF	GA	W-L-T-OTL	GF	GA
1979-80	4	1	2	1	—	8	13	3	.375	1-0-1-0	6	3	0-2-0-0	2	10
1980-81	4	2	1	1	—	23	18	5	.625	1-0-1-0	12	10	1-1-0-0	11	8
1981-82	3	2	0	1	—	16	10	5	.833	2-0-0-0	12	6	0-0-1-0	4	4
1982-83	3	2	0	1	—	17	10	5	.833	1-0-0-0	4	2	1-0-1-0	13	8
1983-84	3	2	1	0	—	10	17	4	.667	2-0-0-0	10	6	0-1-0-0	0	11
1984-85	3	2	1	0	—	17	13	4	.667	1-0-0-0	6	3	1-1-0-0	11	10
1985-86	3	3	0	0	—	16	9	6	1.000	2-0-0-0	12	8	1-0-0-0	4	1
1986-87	3	2	1	0	—	11	10	4	.667	1-0-0-0	4	1	1-1-0-0	7	9
1987-88	3	2	1	0	—	13	7	4	.667	1-1-0-0	8	6	1-0-0-0	5	1
1988-89	3	2	1	0	—	14	13	4	.667	1-0-0-0	7	4	1-1-0-0	7	9
1989-90	3	0	1	2	—	9	11	2	.333	0-1-1-0	5	7	0-0-1-0	4	4
1990-91	3	2	1	0	—	9	10	4	.667	1-0-0-0	4	3	1-1-0-0	5	7
1991-92	3	3	0	0	—	10	3	6	1.000	2-0-0-0	7	2	1-0-0-0	3	1
1992-93	2	1	1	0	—	6	8	2	.500	1-0-0-0	3	1	0-1-0-0	3	7
1993-94	2	0	1	1	—	6	9	1	.250	0-1-0-0	2	5	0-0-1-0	4	4
1994-95									DID NOT PLAY						
1995-96	2	0	1	1	—	5	9	1	.250	0-1-0-0	1	5	0-0-1-0	4	4
1996-97	2	2	0	0	—	6	3	4	1.000	1-0-0-0	2	1	1-0-0-0	4	2
1997-98	2	0	2	0	—	5	10	0	.000	0-1-0-0	4	6	0-1-0-0	1	4
1998-99	2	0	1	1	—	2	5	1	.250	0-0-1-0	2	2	0-1-0-0	0	3
1999-00	2	0	0	2	0	5	5	2	.500	0-0-1-0	3	3	0-0-1-0	2	2
2000-01	1	1	0	0	0	3	2	2	1.000	0-0-0-0	0	0	1-0-0-0	3	2
2001-02	2	0	1	1	0	2	5	1	.250	0-1-0-0	1	4	0-0-1-0	1	1
2002-03	1	1	0	0	0	4	1	2	1.000	1-0-0-0	4	1	0-0-0-0	0	0
2003-04	1	0	1	0	0	2	3	0	.000	0-1-0-0	2	3	0-0-0-0	0	0
2004-05									DID NOT PLAY						





# VS. CAROLINA HURRICANES

## EDMONTON OILERS VS. CAROLINA HURRICANES

YEARLY RECORD 1979-80 TO 2011-12

SEASON	GP	W	L	T	OTL	GF	GA	PTS	PCT.	AT EDMONTON			AT CAROLINA		
										W-L-T-OTL	GF	GA	W-L-T-OTL	GF	GA
2005-06										DID NOT PLAY					
2006-07	1	1	0	0	0	3	1	2	1.000	1-0-0-0	3	1	0-0-0-0	0	0
2007-08	1	0	1	0	0	2	7	0	.000	0-0-0-0	0	0	0-1-0-0	2	7
2008-09	1	1	0	0	0	3	1	2		0-0-0-0	0	0	1-0-0-0	3	1
2009-10	1	1	0	0	0	4	2	2		1-0-0-0	4	2	0-0-0-0	0	0
2010-11	1	0	1	0	0	1	7	0		0-0-0-0	0	0	0-1-0-0	1	7
2011-12	1	0	1	0	0	3	5	0		0-1-0-0	3	5	0-0-0-0	-	-
<b>TOTALS</b>	<b>66</b>	<b>33</b>	<b>21</b>	<b>12</b>	<b>0</b>	<b>235</b>	<b>227</b>	<b>78</b>		<b>21-8-5-0</b>	<b>131</b>	<b>100</b>	<b>12-13-7-0</b>	<b>104</b>	<b>127</b>
<b>CAROLINA</b>	<b>17</b>	<b>5</b>	<b>8</b>	<b>4</b>	<b>0</b>	<b>39</b>	<b>54</b>	<b>14</b>		<b>3-4-2-0</b>	<b>26</b>	<b>27</b>	<b>2-5-2-0</b>	<b>13</b>	<b>27</b>
<b>HARTFORD</b>	<b>49</b>	<b>28</b>	<b>13</b>	<b>8</b>	<b>0</b>	<b>196</b>	<b>173</b>	<b>64</b>	<b>.653</b>	<b>18-4-3-0</b>	<b>105</b>	<b>73</b>	<b>10-9-5-0</b>	<b>91</b>	<b>100</b>

\* Franchise in Hartford from 1979-80 to 1996-97. Moved to Carolina for 1997-98 season.

## EDMONTON OILERS VS. CAROLINA HURRICANES

2011-12 RESULTS & STATISTICS

AT CAROLINA

07 Dec '11

EDM 3 vs CAR 5

WINNING GOAL

Chad LaRose

OILERS	GP	G	A	P +/-	PIM	PP	SH	HURRICANES	GP	G	A	P +/-	PIM	PP	SH	
Eric Belanger	1	1	0	1	1	0	0	Tomas Kaberle	1	0	2	2	-1	0	0	0
Ben Eager	1	1	0	1	0	2	0	Patrick Dwyer	1	1	0	1	0	0	0	0
Ryan Nugent-Hopkins	1	1	0	1	1	0	0	Chad LaRose	1	1	0	1	0	0	0	1
Jordan Eberle	1	0	1	1	0	0	0	Jamie McBain	1	1	0	1	0	0	1	0
Sam Gagner	1	0	1	1	0	0	0	Tuomo Ruutu	1	1	0	1	1	0	0	0
Anton Lander	1	0	1	1	0	0	0	Jeff Skinner	1	1	0	1	1	0	1	0
Magnus Paajarvi	1	0	1	1	1	0	0	Bryan Allen	1	0	1	1	2	2	0	0
Lennart Petrell	1	0	1	1	0	2	0	Justin Faulk	1	0	1	1	-1	0	0	0
Andy Sutton	1	0	1	1	2	9	0	Tim Gleason	1	0	1	1	0	17	0	0
Tom Gilbert	1	0	0	0	0	2	0	Jussi Jokinen	1	0	1	1	2	0	0	0
Ales Hemsky	1	0	0	0	-1	2	0	Eric Staal	1	0	1	1	0	2	0	0
Shawn Horcoff	1	0	0	0	-2	0	0	Tim Brent	1	0	0	0	-2	0	0	0
Ryan Jones	1	0	0	0	1	0	0	Derek Joslin	1	0	0	0	0	0	0	0
Theo Peckham	1	0	0	0	10	0	0	Andreas Nodl	1	0	0	0	0	0	0	0
Jeff Petry	1	0	0	0	1	0	0	Alexei Ponikarovsky	1	0	0	0	-3	2	0	0
Ladislav Smid	1	0	0	0	-2	2	0	Anthony Stewart	1	0	0	0	0	2	0	0
Ryan Smyth	1	0	0	0	-1	0	0	Brandon Sutter	1	0	0	0	-1	0	0	0
Ryan Whitney	1	0	0	0	-1	0	0	Jiri Tlustý	1	0	0	0	1	0	0	0

OILERS GOALTENDER	GP	MIN	W-L-OT	SO	GA	SA	SV	GAA	SV%
Devan Dubnyk	1	58	0-1-0	0	5	33	28	5.19	.848

HURRICANES GOALTENDER	GP	MIN	W-L-OT	SO	GA	SA	SV	GAA	SV%
Cam Ward	1	60	1-0-0	0	3	25	22	3.00	.880

GOALS BY PERIOD	1	2	3	OT	TOTAL	SHOTS BY PERIOD	1	2	3	OT	TOTAL
Oilers	1	1	1	0	3	Oilers	7	10	8	0	25
Hurricanes	1	3	1	0	5	Hurricanes	10	9	14	0	33

POWERPLAY	PPG	ATT	PCT.	PENALTY KILLING	PK	TSH	PCT.
Oilers	0	4	00.0	Oilers	4	6	66.7
Hurricanes	2	6	33.3	Hurricanes	4	4	100.0

# VS. CHICAGO BLACKHAWKS



## CHICAGO BLACKHAWKS

United Center  
1901 W. Madison Street  
Chicago, IL 60612

## 2013 GAMES VS. CHICAGO

At Edmonton – April 24  
At Chicago – February 25, March 10

### CLUB DIRECTORY

Chairman .....	W. Rockwell "Rocky" Wirtz
President/CEO .....	John F. McDonough
Executive Vice President.....	Jay Blunk
Vice President/General Manager .....	Stan Bowman
Assistant General Manager .....	Norm Maciver
Vice President/Asst. to the President.....	Al MacIsaac
Vice President, Ticket Ops and Customer Relations.....	Chris Werner
Exec. Asst. to VP/GM and Hockey Operations.....	Lauren Peterson
Sr. Exec. Assts./Special Projects.....	Jillian Smith, Kayla Kindred
Head Coach.....	Joel Quenneville
Assistant Coaches.....	Mike Kitchen, Jamie Kompon
Goaltending Coach.....	Stephane Waite
Strength & Conditioning Coach.....	Paul Goodman
Video Coach .....	Tim Campbell
Skating and Skills Development .....	Kevin Delaney
Developmental Goaltending Coach.....	Andrew Allen
Senior Advisor, Hockey Operations.....	Scotty Bowman
General Manager, Minor League Affiliations .....	Mark Bernard
Director, Player Development .....	Barry Smith
Director, Player Recruitment.....	Ron Anderson
Director, Amateur Scouting .....	Mark Kelley
Director, Player Personnel .....	Pierre Gauthier
Director, Pro Scouting .....	Ryan Stewart
Chief Amateur Scout .....	Bruce Franklin
Senior Director, Team Services .....	Tony Ommen
Coordinators, Hockey Ops / Administration .....	Ian Gentile / Kyle Davidson
Player Recruitment .....	Rick Comley
Player Development Coach .....	Keith Carney
Hockey Analytics/Video Analyst .....	Adam Gill
Directors, Media Relations / Public Relations.....	Brandon Faber / Adam Rogovin
Television Play-By-Play / Analyst / Studio Host.....	Pat Foley / Ed Olczyk / Steve Konroyd
Radio Play-By-Play / Analyst / Studio Host.....	John Wiedeman / Troy Murray / Judd Sirott
Arena (Capacity).....	United Center (19,717)
Public Relations Phone.....	(312) 455-7000
Public Relations FAX .....	(312) 455-7041
Website .....	www.chicagoblackhawks.com

### EDMONTON OILERS VS. CHICAGO BLACKHAWKS

#### YEARLY RECORD 1979-80 TO 2011-12

SEASON	GP	W	L	T	OTL	GF	GA	PTS	PCT.	AT EDMONTON			AT CHICAGO		
										W-L-T-OTL	GF	GA	W-L-T-OTL	GF	GA
1979-80	4	3	1	0	-	17	12	6	.750	2-0-0-0	10	6	1-1-0-0	7	6
1980-81	4	3	1	0	-	22	15	6	.750	2-0-0-0	14	5	1-1-0-0	8	10
1981-82	3	1	1	1	-	16	11	3	.500	1-0-0-0	8	1	0-1-1-0	8	10
1982-83	3	1	1	1	-	20	16	3	.500	0-1-1-0	10	12	1-0-0-0	10	4
1983-84	3	2	1	0	-	15	12	4	.667	1-0-0-0	7	4	1-1-0-0	8	8
1984-85	3	3	0	0	-	17	9	6	1.000	2-0-0-0	10	6	1-0-0-0	7	3
1985-86	3	3	0	0	-	20	15	6	1.000	1-0-0-0	4	3	2-0-0-0	16	12
1986-87	3	1	2	0	-	18	13	2	.333	1-1-0-0	14	7	0-1-0-0	4	6
1987-88	3	1	2	0	-	12	14	2	.333	1-0-0-0	4	3	0-2-0-0	8	11
1988-89	3	0	2	1	-	7	13	1	.167	0-2-0-0	5	11	0-0-1-0	2	2
1989-90	3	1	2	0	-	12	13	2	.333	1-0-0-0	5	4	0-2-0-0	7	9
1990-91	3	1	2	0	-	8	11	2	.333	1-1-0-0	5	6	0-1-0-0	3	5
1991-92	3	1	2	0	-	11	10	2	.333	1-1-0-0	9	6	0-1-0-0	2	4
1992-93	4	1	2	1	-	12	19	3	.375	0-2-0-0	5	13	1-0-1-0	7	6
1993-94	4	1	3	0	-	6	11	2	.250	0-2-0-0	2	6	1-1-0-0	4	5
1994-95	4	0	4	0	-	4	21	0	.000	0-2-0-0	2	12	0-2-0-0	2	9
1995-96	4	0	3	1	-	8	17	1	.125	0-2-0-0	3	9	0-1-1-0	5	8
1996-97	4	1	2	1	-	11	14	3	.375	1-0-1-0	8	6	0-2-0-0	3	8
1997-98	4	1	0	3	-	9	8	5	.625	0-0-2-0	2	2	1-0-1-0	7	6
1998-99	4	1	3	0	-	9	12	2	.250	0-2-0-0	5	7	1-1-0-0	4	5
1999-00	4	2	2	0	0	13	12	4	.500	1-1-0-0	6	4	1-1-0-0	7	8
2000-01	4	2	0	2	0	11	9	6	.750	1-0-1-0	6	5	1-0-1-0	5	4



# VS. CHICAGO BLACKHAWKS

## EDMONTON OILERS VS. CHICAGO BLACKHAWKS

### YEARLY RECORD 1979-80 TO 2011-12

SEASON	GP	W	L	T	OTL	GF	GA	PTS	PCT.	AT EDMONTON			AT CHICAGO		
										W-L-T-OTL	GF	GA	W-L-T-OTL	GF	GA
2001-02	4	2	2	0	0	10	8	4	.500	2-0-0-0	8	1	0-2-0-0	2	7
2002-03	4	2	1	1	0	11	9	5	.625	1-1-0-0	3	4	1-0-1-0	8	5
2003-04	4	4	0	0	0	18	10	8	1.000	2-0-0-0	10	4	2-0-0-0	8	6
2004-05	DID NOT PLAY														
2005-06	4	2	2	0	0	13	10	4	.500	1-1-0-0	8	4	1-1-0-0	5	6
2006-07	4	2	2	0	0	9	8	4	.500	2-0-0-0	7	2	0-2-0-0	2	6
2007-08	4	3	1	0	0	15	11	6	.750	2-0-0-0	7	3	1-1-0-0	8	8
2008-09	4	1	3	0	0	7	19	2		0-2-0-0	3	12	1-1-0-0	4	7
2009-10	4	0	4	0	0	9	18	0		0-2-0-0	4	9	0-2-0-0	5	9
2010-11	4	2	2	0	0	10	14	4		0-2-0-0	1	9	2-0-0-0	9	5
2011-12	4	3	1	0	0	24	15	6		2-0-0-0	17	6	1-1-0-0	7	9
<b>TOTALS</b>	<b>117</b>	<b>51</b>	<b>54</b>	<b>12</b>	<b>0</b>	<b>404</b>	<b>409</b>	<b>114</b>		<b>29-25-5-0</b>	<b>212</b>	<b>192</b>	<b>22-29-7-0</b>	<b>192</b>	<b>218</b>

## EDMONTON OILERS VS. CHICAGO BLACKHAWKS

### 2011-12 RESULTS & STATISTICS

AT EDMONTON			WINNING GOAL	AT CHICAGO			WINNING GOAL
02 Feb '12	EDM 8 vs CHI 4	Cam Barker	02 Jan '12	EDM 4 vs CHI 3	Ben Eager		
19 Nov '11	EDM 9 vs CHI 2	Ryan Smyth	13 Nov '11	EDM 3 vs CHI 6	Jonathan Toews		

OILERS	GP	G	A	P	+/-	PIM	PP	SH	BLACKHAWKS	GP	G	A	P	+/-	PIM	PP	SH
Jordan Eberle	4	3	9	12	6	4	0	0	Patrick Sharp	4	3	2	5	-2	4	1	1
Taylor Hall	4	5	5	10	4	0	3	0	Patrick Kane	4	0	5	5	1	8	0	0
Sam Gagner	4	4	5	9	8	0	0	0	Jonathan Toews	4	3	1	4	0	0	0	0
Ryan Nugent-Hopkins	3	0	6	6	3	0	0	0	Steve Montador	3	2	1	3	-1	0	1	0
Shawn Horcoff	4	2	3	5	-2	2	2	0	Niklas Hjalmarsson	4	0	3	3	1	0	0	0
Tom Gilbert	3	1	4	5	-2	0	1	0	Marian Hossa	4	0	3	3	-2	0	0	0
Ryan Smyth	4	3	1	4	2	4	1	0	Nick Leddy	4	0	3	3	-2	0	0	0
Jeff Petry	4	0	4	4	2	0	0	0	Dave Bolland	3	2	0	2	-3	2	1	0
Andy Sutton	3	1	2	3	3	0	0	0	Duncan Keith	4	1	1	2	-3	6	0	0
Ryan Whitney	1	1	1	2	0	0	1	0	Jamal Mayers	4	1	1	2	1	2	0	0
Corey Potter	3	0	2	2	-2	2	0	0	Daniel Carcillo	3	1	1	2	1	22	0	0
Ben Eager	4	1	0	1	-2	4	0	0	Marcus Kruger	3	0	2	2	-3	0	0	0
Ales Hemsky	4	1	0	1	-3	2	0	0	Andrew Brunette	4	1	0	1	-2	0	0	0
Ryan Jones	4	1	0	1	1	4	0	0	Jimmy Hayes	1	1	0	1	1	0	0	0
Cam Barker	1	1	0	1	3	2	0	0	Bryan Bickel	4	0	1	1	1	6	0	0
Eric Belanger	4	0	0	0	-3	4	0	0	Viktor Stalberg	4	0	1	1	-2	2	0	0
Ladislav Smid	4	0	0	0	-2	2	0	0	Andrew Shaw	1	0	1	1	-3	0	0	0
Anton Lander	3	0	0	0	-1	0	0	0	John Scott	4	0	0	0	0	0	0	0
Theo Peckham	3	0	0	0	7	21	0	0	Brent Seabrook	3	0	0	0	-3	2	0	0
Magnus Paajarvi	2	0	0	0	-1	0	0	0	Michael Frolik	2	0	0	0	1	0	0	0
Lennart Petrell	2	0	0	0	-1	0	0	0	Sami Lepisto	1	0	0	0	0	0	0	0
Taylor Chorney	1	0	0	0	0	0	0	0	Brendan Morrison	1	0	0	0	0	0	0	0
Philippe Cornet	1	0	0	0	0	0	0	0	Sean O'Donnell	1	0	0	0	-1	0	0	0
Teemu Hartikainen	1	0	0	0	-1	0	0	0	Rostislav Olesz	1	0	0	0	0	2	0	0
Colten Teubert	1	0	0	0	0	0	0	0	Ben Smith	1	0	0	0	-1	0	0	0

OILERS GOALTENDER	GP	MIN	W-L-OT	SO	GA	SA	SV	GAA	SV%
Devan Dubnyk	2	120	2-0-0	0	7	89	82	3.50	.921
Nikolai Khabibulin	2	120	1-1-0	0	7	70	63	3.51	.900
BLACKHAWKS GOALTENDER	GP	MIN	W-L-OT	SO	GA	SA	SV	GAA	SV%
Corey Crawford	4	175	1-2-0	0	14	88	74	4.81	.841
Ray Emery	2	64	0-1-0	0	10	40	30	9.40	.750

GOALS BY PERIOD	1	2	3	OT	TOTAL	SHOTS BY PERIOD	1	2	3	OT	TOTAL
Oilers	6	11	7	0	24	Oilers	44	45	39	0	128
Blackhawks	6	6	3	0	15	Blackhawks	46	43	71	0	160

POWERPLAY	PPG	ATT	PCT.	PENALTY KILLING	PK	TSH	PCT.
Oilers	8	22	36.4	Oilers	15	18	83.3
Blackhawks	3	18	16.7	Blackhawks	14	22	63.6

# VS. COLORADO AVALANCHE



## COLORADO AVALANCHE

Pepsi Center  
1000 Chopper Circle  
Denver, CO 80204

## 2013 GAMES VS. COLORADO

At Edmonton – January 28, February 16  
At Colorado – February 2, March 12, April 19

### CLUB DIRECTORY

Owner.....	E. Stanley Kroenke
Governor.....	Josh Kroenke
President and Alternate Governor.....	Pierre Lacroix
G.M., Executive V.P. & Alt. Governor.....	Greg Sherman
Executive Advisor & Alt. Governor.....	Joe Sakic
V.P. of Player Development/Minor Lg. Ops.....	Craig Billington
Vice President of Hockey Administration.....	Charlotte Grahame
Vice President of Hockey Operations.....	Eric Lacroix
Director of Player Personnel.....	Brad Smith
Head Coach.....	Joe Sacco
Assistant Coaches.....	Tim Army, David Quinn
Goaltending Coach.....	Kirk McLean
Video Analyst/Advance Scout.....	Scott Masters
Player Development Coach.....	Adam Deadmarsh
Director of Amateur Scouting.....	Richard Pracey
Assistant Director of Amateur Scouting.....	Alan Hepple
Sr. V.P., Communications & Business Operations.....	Jean Martineau
Sr. Director of Media Services/Internet.....	Brendan McNicholas
Website/Media Relations Coordinator.....	Kyle Shohara
Team Services Coordinator.....	Erin DeGraff
Arena (Capacity).....	Pepsi Center (18,007)
Public Relations Phone.....	(303) 405-1100
Public Relations FAX.....	(303) 893-0614
Press Box.....	(303) 575-1926
Website.....	<a href="http://www.coloradoavalanche.com">www.coloradoavalanche.com</a>

### EDMONTON OILERS VS. COLORADO AVALANCHE

#### YEARLY RECORD 1979-80 TO 2011-12

SEASON	GP	W	L	T	OTL	GF	GA	PTS	PCT.	AT EDMONTON			AT COLORADO		
										W-L-T-OTL	GF	GA	W-L-T-OTL	GF	GA
1979-80	4	2	2	0	—	15	11	4	.500	1-1-0-0	7	5	1-1-0-0	8	6
1980-81	4	1	3	0	—	17	20	2	.250	0-2-0-0	6	11	1-1-0-0	11	9
1981-82	3	1	2	0	—	23	19	2	.333	1-0-0-0	11	4	0-2-0-0	12	15
1982-83	3	1	1	1	—	19	17	3	.500	1-1-0-0	14	12	0-0-1-0	5	5
1983-84	3	3	0	0	—	21	10	6	1.000	1-0-0-0	8	1	2-0-0-0	13	9
1984-85	3	3	0	0	—	19	5	6	1.000	2-0-0-0	15	5	1-0-0-0	4	0
1985-86	3	2	1	0	—	16	11	4	.667	1-0-0-0	8	2	1-1-0-0	8	9
1986-87	3	3	0	0	—	14	6	6	1.000	2-0-0-0	10	5	1-0-0-0	4	1
1987-88	3	1	1	1	—	8	10	3	.500	1-0-0-0	4	1	0-1-1-0	4	9
1988-89	3	3	0	0	—	19	9	6	1.000	2-0-0-0	12	5	1-0-0-0	7	4
1989-90	3	3	0	0	—	15	5	6	1.000	1-0-0-0	5	1	2-0-0-0	10	4
1990-91	3	3	0	0	—	16	11	6	1.000	2-0-0-0	9	5	1-0-0-0	7	6
1991-92	2	2	0	0	—	14	4	4	1.000	1-0-0-0	8	2	1-0-0-0	6	2
1992-93	2	0	2	0	—	5	9	0	.000	0-1-0-0	2	3	0-1-0-0	3	6
1993-94	2	2	0	0	—	11	7	4	1.000	1-0-0-0	6	4	1-0-0-0	5	3
1994-95									DID NOT PLAY						
1995-96	5	1	3	1	—	15	25	3	.300	0-1-1-0	4	7	1-2-0-0	11	18
1996-97	5	0	4	1	—	11	21	1	.100	0-2-1-0	9	12	0-2-0-0	2	9
1997-98	6	1	5	0	—	11	24	2	.167	0-3-0-0	3	14	1-2-0-0	8	10
1998-99	6	3	3	0	—	20	20	6	.500	2-1-0-0	10	6	1-2-0-0	10	14
1999-00	6	2	3	1	0	14	14	5	.417	1-2-0-0	7	8	1-1-1-0	7	6
2000-01	5	1	3	1	0	12	14	3	.300	1-0-1-0	5	2	0-3-0-0	7	12
2001-02	5	2	2	1	0	13	12	5	.500	1-1-1-0	9	9	1-1-0-0	4	3
2002-03	5	2	2	1	0	11	12	5	.500	2-0-0-0	5	3	0-2-1-0	6	9
2003-04	6	2	3	0	1	16	20	5	.417	1-1-0-1	9	10	1-2-0-0	7	10
2004-05									DID NOT PLAY						
2005-06	8	4	4	0	0	25	30	8	.500	2-2-0-0	11	15	2-2-0-0	14	15
2006-07	8	4	4	0	0	23	32	8	.500	1-3-0-0	14	22	3-1-0-0	10	10
2007-08	8	2	4	0	2	24	32	6	.375	2-2-0-0	14	14	0-2-0-2	10	18



# VS. COLORADO AVALANCHE

## EDMONTON OILERS VS. COLORADO AVALANCHE

### YEARLY RECORD 1979-80 TO 2011-12

SEASON	GP	W	L	T	OTL	AT EDMONTON				AT CHICAGO					
						GF	GA	PTS	PCT.	W-L-T-OTL	GF	GA	PTS		
2008-09	6	3	1	0	2	19	15	8		1-0-0-2	7	8	2-1-0-0	12	7
2009-10	6	3	3	0	0	16	23	6		2-1-0-0	11	11	1-2-0-0	5	12
2010-11	6	3	0	0	3	21	15	9		1-0-2	8	9	2-0-1	13	6
2011-12	6	3	2	0	1	15	15	5		2-1-0	8	6	1-1-1	7	9
<b>TOTALS</b>	<b>141</b>	<b>66</b>	<b>58</b>	<b>8</b>	<b>9</b>	<b>499</b>	<b>478</b>	<b>147</b>		<b>36-25-4-5</b>	<b>259</b>	<b>222</b>	<b>30-33-4-4</b>	<b>240</b>	<b>256</b>
<b>COLORADO</b>	<b>97</b>	<b>36</b>	<b>46</b>	<b>6</b>	<b>9</b>	<b>267</b>	<b>324</b>	<b>85</b>		<b>19-20-4-5</b>	<b>134</b>	<b>156</b>	<b>17-26-2-4</b>	<b>133</b>	<b>168</b>
<b>QUEBEC</b>	<b>44</b>	<b>30</b>	<b>12</b>	<b>2</b>	<b>0</b>	<b>232</b>	<b>154</b>	<b>62</b>	<b>.705</b>	<b>17-5-0-0</b>	<b>125</b>	<b>66</b>	<b>13-7-2-0</b>	<b>107</b>	<b>88</b>

\* Franchise in Quebec City from 1979-80 to 1994-95. Moved to Denver for 1995-96 season.

## EDMONTON OILERS VS. COLORADO AVALANCHE

### 2011-12 RESULTS & STATISTICS

AT EDMONTON			WINNING GOAL			AT COLORADO			WINNING GOAL		
17 Feb '12	EDM 1 vs COL 3		Mark Olver			10 Mar '12	EDM 2 vs COL 3 (SO)		Milan Hejduk		
31 Jan '12	EDM 3 vs COL 2		Taylor Hall			26 Nov '11	EDM 2 vs COL 5		Stefan Elliott		
09 Dec '11	EDM 4 vs COL 1		Ben Eager			28 Oct '11	EDM 3 vs COL 1		Andy Sutton		

OILERS	GP	G	A	P	+/-	PIM	PP	SH	AVALANCHE	GP	G	A	P	+/-	PIM	PP	SH
Sam Gagner	6	2	5	7	0	2	1	0	Ryan O'Reilly	6	1	6	7	4	0	1	0
Ryan Jones	6	2	4	6	4	2	0	0	Milan Hejduk	6	0	4	4	-1	0	0	0
Jordan Eberle	6	2	3	5	-2	2	1	0	Gabriel Landeskog	6	2	1	3	5	2	1	0
Ryan Smyth	6	2	2	4	1	2	0	0	Paul Stastny	5	1	2	3	-4	2	0	0
Eric Belanger	6	1	2	3	3	0	1	0	Mark Olver	2	1	2	3	3	0	0	0
Ryan Nugent-Hopkins	4	0	3	3	0	0	0	0	Chuck Kobasew	5	0	3	3	2	2	0	0
Taylor Hall	5	2	0	2	0	0	0	0	Jay McClement	6	2	0	2	1	2	0	0
Ben Eager	4	1	1	2	1	4	0	0	Peter Mueller	2	2	0	2	0	0	0	0
Shawn Horcoff	6	0	2	2	-2	2	0	0	Matt Duchene	3	0	2	-2	-2	2	0	0
Ladislav Smid	6	1	0	1	1	2	0	0	Jan Hejda	6	1	0	1	-1	2	0	0
Andy Sutton	4	1	0	1	3	11	0	0	Cody McLeod	6	1	0	1	-1	0	0	0
Cam Barker	2	1	0	1	1	4	1	0	Shane O'Brien	6	1	0	1	-6	21	1	0
Ales Hemsky	5	0	1	1	-3	0	0	0	Erik Johnson	5	1	0	1	2	2	0	0
Lennart Petrell	5	0	1	1	0	0	0	0	Stefan Elliott	2	0	1	1	0	0	0	0
Jeff Petry	5	0	1	1	1	6	0	0	David Jones	6	0	1	1	-3	0	0	0
Ryan Whitney	5	0	1	1	-4	2	0	0	Ryan O'Byrne	6	0	1	1	-1	4	0	0
Philippe Cornet	1	0	1	1	0	0	0	0	Kyle Quincey	5	0	1	1	1	8	0	0
Anton Lander	5	0	0	0	0	2	0	0	Ryan Wilson	5	0	1	1	2	0	0	0
Tom Gilbert	4	0	0	0	0	0	0	0	Daniel Winnik	5	0	1	1	1	2	0	0
Magnus Paajarvi	4	0	0	0	-1	0	0	0	Kevin Porter	4	0	1	1	-2	2	0	0
Theo Peckham	4	0	0	0	-1	2	0	0	TJ Galiardi	3	0	0	0	-1	4	0	0
Corey Potter	3	0	0	0	0	0	0	0	David Van Der Gulik	2	0	0	0	-1	0	0	0
Darcy Hordichuk	2	0	0	0	-1	0	0	0	Steve Downie	1	0	0	0	0	0	0	0
Colten Teubert	2	0	0	0	-1	0	0	0	Matt Hunwick	1	0	0	0	2	0	0	0
Linus Omark	1	0	0	0	-1	0	0	0	Joakim Lindstrom	1	0	0	0	0	0	0	0
Nick Schultz	1	0	0	0	0	0	0	0	Brad Malone	1	0	0	0	0	0	0	0
									Jamie McGinn	1	0	0	0	-1	2	0	0
									Brandon Yip	1	0	0	0	0	2	0	0

OILERS GOALTENDER	GP	MIN	W-L-OT	SO	GA	SA	SV	GAA	SV%
Devan Dubnyk	4	238	2-2-0	0	10	125	115	2.52	.920
Nikolai Khabibulin	2	125	1-0-1	0	3	61	58	1.44	.951

AVALANCHE GOALTENDER	GP	MIN	W-L-OT	SO	GA	SA	SV	GAA	SV%
Semyon Varlamov	6	361	3-3-0	0	15	167	152	2.49	.910

GOALS BY PERIOD	1	2	3	OT	TOTAL	SHOTS BY PERIOD	1	2	3	OT	TOTAL
Oilers	6	6	3	0	15	Oilers	65	54	45	3	167
Avalanche	2	6	6	0	14	Avalanche	52	68	65	2	187

POWERPLAY	PPG	ATT	PCT.	PENALTY KILLING	PK	TSH	PCT.
Oilers	4	20	20.0	Oilers	15	18	83.3
Avalanche	3	18	16.7	Avalanche	16	20	80.0

# VS. COLUMBUS BLUE JACKETS



## COLUMBUS BLUE JACKETS

Nationwide Arena  
200 W. Nationwide Blvd.  
Columbus, OH 43215

## 2013 GAMES VS. COLUMBUS

At Edmonton – March 28  
At Columbus – February 10, March 5

### CLUB DIRECTORY

Majority Owner/Governor .....	John P. McConnell
President/Alternate Governor .....	Mike Priest
Executive VP Hockey Operations/G.M. ....	Scott Howson
Executive Vice President, Business Operations .....	Larry Hoepfner
Sr. Vice President/General Counsel .....	Greg Kirstein
Sr. Vice President/Chief Marketing Officer .....	John Browne
Chief Financial Officer .....	T.J. LaMendola
Vice President, Digital Marketing & Media .....	Marc Gregory
Vice President, Communications & Team Services .....	Todd Sharrock
Vice President, Marketing .....	J.D. Kershaw
Vice President, Ticket Sales and Service .....	Bob Sivik
Vice President, Corporate Development .....	A.J. Poole
Vice President, Community Relations .....	Jen Bowden
Assistant General Manager .....	Chris MacFarland
Senior Advisor, Hockey Ops. ....	Craig Patrick
Directors of Amateur Scouting .....	Tyler Wright, Paul Castron
Assistant to the General Manager .....	Josh Flynn
Director of Video Scouting .....	Bryan Stewart
Amateur Video Scout .....	Scott Harris
Manager of Team Services .....	Julie Gamble
Head Coach .....	Todd Richards
Assistant Coaches .....	Keith Acton, Craig Hartsburg, Dan Hinote
Goaltending / Video Assistant Coach .....	Ian Clark / Dan Singleton
Strength & Conditioning / Development Coach .....	Kevin Collins / Chris Clark
Director of Communications .....	Karen Davis
Managers, Communications / Team Services .....	Ryan Holtmann / Julie Gamble
Director of Broadcasting .....	Russ Mollohan
Arena (Capacity) .....	Nationwide Arena (18,144)
Public Relations Phone .....	(614) 246-4625
Public Relations FAX .....	(614) 246-4007
Website .....	www.BlueJackets.com

### EDMONTON OILERS VS. COLUMBUS BLUE JACKETS

#### YEARLY RECORD 1993-94 TO 2011-12

SEASON	GP	W	L	T	OTL	GF	GA	PTS	PCT.	AT EDMONTON			AT COLUMBUS		
										W-L-T-OTL	GF	GA	W-L-T-OTL	GF	GA
2000-01	4	3	1	0	0	14	11	6	.750	2-0-0-0	8	4	1-1-0-0	6	7
2001-02	4	3	1	0	0	12	5	6	.750	1-1-0-0	4	3	2-0-0-0	8	2
2002-03	4	3	0	1	0	18	9	7	.875	2-0-0-0	12	5	1-0-1-0	6	4
2003-04	4	2	0	2	0	14	12	6	.750	2-0-0-0	7	5	0-0-2-0	7	7
2004-05	DID NOT PLAY														
2005-06	4	2	0	0	2	12	8	6	.750	1-0-0-1	6	3	1-0-0-1	6	5
2006-07	4	3	1	0	0	13	7	6	.750	1-1-0-0	5	6	2-0-0-0	8	1
2007-08	4	3	1	0	0	11	9	6	.750	2-0-0-0	7	4	1-1-0-0	4	5
2008-09	4	2	2	0	0	15	11	4		1-1-0-0	4	4	1-1-0-0	11	7
2009-10	4	1	2	0	1	13	16	3		1-1-0-0	8	8	0-1-0-1	5	8
2010-11	4	2	1	0	1	15	12	5		2-0-0-0	10	5	0-1-0-1	5	7
2011-12	4	3	1	0	0	17	10	6		2-0-0-0	9	3	1-1-0-0	8	7
<b>TOTALS</b>	<b>44</b>	<b>27</b>	<b>10</b>	<b>3</b>	<b>4</b>	<b>154</b>	<b>110</b>	<b>61</b>		<b>17-4-0-1</b>	<b>80</b>	<b>50</b>	<b>10-6-3-3</b>	<b>74</b>	<b>60</b>



# VS. COLUMBUS BLUE JACKETS

## EDMONTON OILERS VS. COLUMBUS BLUE JACKETS

### 2011-12 RESULTS & STATISTICS

#### AT EDMONTON

14 Mar '12 EDM 3 vs CBJ 0

02 Dec '11 EDM 6 vs CBJ 3

#### WINNING GOAL

Ryan Nugent-Hopkins

Ryan Jones

#### AT COLUMBUS

25 Mar '12 EDM 6 vs CBJ 3

17 Jan '12 EDM 2 vs CBJ 4

#### WINNING GOAL

Ben Eager

Derek MacKenzie

OILERS	GP	G	A	P	+/-	PIM	PP	SH	BLUE JACKETS	GP	G	A	P	+/-	PIM	PP	SH
Ryan Jones	4	4	3	7	8	0	0	0	Rick Nash	4	1	3	4	-3	6	0	0
Ryan Nugent-Hopkins	3	1	4	5	3	0	0	0	Derek Dorsett	3	3	0	3	-3	4	1	1
Jordan Eberle	3	1	3	4	4	0	1	0	Derick Brassard	4	2	0	2	-2	0	2	0
Ladislav Smid	4	2	1	3	6	4	0	0	Mark Letestu	3	2	0	2	-4	0	1	0
Ales Hemsky	4	1	2	3	3	4	0	0	Derek MacKenzie	2	1	1	2	3	0	0	0
Ryan Smyth	4	0	3	3	2	2	0	0	Ryan Johansen	4	1	0	1	-2	2	0	0
Shawn Horcoff	3	0	3	3	1	0	0	0	Aaron Johnson	4	0	1	1	-3	2	0	0
Ryan Whitney	3	0	3	3	3	0	0	0	Nikita Nikitin	4	0	1	1	-3	2	0	0
Ben Eager	2	2	0	2	1	2	0	0	Colton Gillies	3	0	1	1	0	2	0	0
Sam Gagner	4	1	1	2	-1	4	1	0	RJ Umberger	3	0	1	1	-4	0	0	0
Eric Belanger	3	1	1	2	2	2	0	1	Marc Methot	2	0	1	1	-2	0	0	0
Jeff Petry	4	0	2	2	2	0	0	0	Antoine Vermette	2	0	1	1	-1	0	0	0
Tom Gilbert	1	0	2	2	1	0	0	0	James Wisniewski	2	0	1	1	-2	2	0	0
Linus Omark	2	1	0	1	0	0	0	0	Tomas Kubalik	1	0	1	1	1	2	0	0
Taylor Hall	1	1	0	1	0	4	1	0	Jared Boll	4	0	0	0	0	7	0	0
Anton Lander	1	1	0	1	1	0	0	0	Vinny Prospal	4	0	0	0	-4	0	0	0
Chris VandeVelde	1	1	0	1	2	2	0	0	John Moore	3	0	0	0	1	0	0	0
Magnus Paajarvi	2	0	1	1	0	0	0	0	Ryan Russell	3	0	0	0	-3	0	0	0
Josh Green	1	0	1	1	0	0	0	0	Cam Atkinson	2	0	0	0	-2	2	0	0
Darcy Hordichuk	4	0	0	0	-1	7	0	0	Darryl Boyce	2	0	0	0	-2	2	0	0
Theo Peckham	4	0	0	0	1	2	0	0	Jack Johnson	2	0	0	0	-4	0	0	0
Corey Potter	3	0	0	0	2	2	0	0	Brett Lebeda	2	0	0	0	-1	0	0	0
Ryan O'Marra	2	0	0	0	0	0	0	0	Samuel Pahlsson	2	0	0	0	-2	0	0	0
Lennart Petrell	2	0	0	0	0	0	0	0	David Savard	2	0	0	0	-1	0	0	0
Nick Schultz	2	0	0	0	2	0	0	0	Fedor Tyutin	2	0	0	0	0	0	0	0
Andy Sutton	2	0	0	0	2	2	0	0	Dane Byers	1	0	0	0	0	0	0	0
Teemu Hartikainen	1	0	0	0	0	2	0	0	Grant Clitsome	1	0	0	0	-3	0	0	0
Colten Teubert	1	0	0	0	0	0	0	0	Kristian Huselius	1	0	0	0	-2	0	0	0

OILERS GOALTENDER	GP	MIN	W-L-OT	SO	GA	SA	SV	GAA	SV%
Devan Dubnyk	4	239	3-1-0	1	9	117	108	2.26	.923
BLUE JACKETS GOALTENDER	GP	MIN	W-L-OT	SO	GA	SA	SV	GAA	SV%
Curtis Sanford	3	179	1-2-0	0	9	82	73	3.02	.890
Allen York	1	20	0-0-0	0	0	11	11	0.00	1.000
Steve Mason	1	40	0-1-0	0	5	26	21	7.56	.808

GOALS BY PERIOD	1	2	3	OT	TOTAL	SHOTS BY PERIOD	1	2	3	OT	TOTAL
Oilers	3	7	7	0	17	Oilers	41	43	38	0	122
Blue Jackets	2	4	4	0	10	Blue Jackets	41	35	42	0	118

POWERPLAY	PPG	ATT	PCT.	PENALTY KILLING	PK	TSH	PCT.
Oilers	3	13	23.1	Oilers	13	17	76.5
Blue Jackets	4	17	23.5	Blue Jackets	10	13	76.9

# VS. DALLAS STARS



## DALLAS STARS

American Airlines Center  
2601 Avenue of the Stars  
Frisco, TX 75034

## 2013 GAMES VS. DALLAS

At Edmonton – February 6, February 12  
At Dallas – February 28

### CLUB DIRECTORY

Owner and Governor	Tom Gaglardi
President, CEO and Alternate Governor	Jim Lites
Executive Vice President, Business Ops. and Dev.	Jason Farris
Executive Vice President, Corporate Partnerships	Brad Alberts
Executive Vice President, Chief Marketing Officer	Mike McCall
Executive Assistant to the President	Aanya Reiten
General Manager	Joe Nieuwendyk
Assistant General Manager, Scouting & Development	Les Jackson
Assistant General Manager	Frank Provenzano
Senior Advisor to Hockey Department	Bob Gainey
Head Coach	Glen Gulutzan
Assistant Coach	Curt Fraser
Assistant Coach	Paul Jerrard
Goaltending Coach	Mike Valley
Coordinator, Video	Kelly Forbes
Coordinator, Player Development	J.J. McQueen
Director, Hockey Analytics and Administration	Mark Janko
Executive Assistant, Hockey Operations	Pam Wenzel
Director, Team Services and Hockey Communications	Jason Rademan
Director, Minor League Operations, Pro Scout	Scott White
Director, European Scouting	Kari Takko
Director, Professional Scouting	Paul McIntosh
Vice President, Production and Entertainment	Jason Walsh
Director, Hockey Communications	Jason Rademan
Director, Corporate Communications	Justine Sweeney
Coordinator, Hockey Communications	Greg Ramirez
Coordinator, Hockey Communications/Team Services	Joe Calvillo
Arena (Capacity)	American Airlines Center (18,532)
Media Relations Phone	(214) 387-5500
Media Relations FAX	(214) 387-5564
Ticket Information	(214) GO STARS
Website	www.dallasstars.com

### EDMONTON OILERS VS. DALLAS STARS

#### YEARLY RECORD 1979-80 TO 2011-12

SEASON	AT EDMONTON										AT DALLAS			
	GP	W	L	T	OTL	GF	GA	PTS	PCT.	W-L-T-OTL	GF	GA		
1979-80	4	1	1	2	—	12	15	4	.500	0-0-2-0	6	6		
1980-81	4	1	2	1	—	9	14	3	.375	0-1-1-0	3	5		
1981-82	3	2	0	1	—	18	12	5	.833	2-0-0-0	16	10		
1982-83	3	2	1	0	—	22	11	4	.667	1-0-0-0	8	2		
1983-84	3	2	0	1	—	18	13	5	.833	2-0-0-0	16	11		
1984-85	3	3	0	0	—	18	11	6	1.000	1-0-0-0	6	3		
1985-86	3	2	1	0	—	13	12	4	.667	2-0-0-0	13	8		
1986-87	3	2	0	1	—	11	9	5	.833	0-0-1-0	2	2		
1987-88	3	2	0	1	—	21	12	5	.833	2-0-0-0	16	7		
1988-89	3	1	0	2	—	9	8	4	.667	0-0-1-0	3	3		
1989-90	3	3	0	0	—	14	3	6	1.000	2-0-0-0	9	3		
1990-91	3	0	2	1	—	3	11	1	.167	0-0-1-0	1	1		
1991-92	3	3	0	0	—	17	11	6	1.000	1-0-0-0	5	3		
1992-93	4	3	0	1	—	15	8	7	.875	2-0-0-0	10	4		
1993-94	4	0	4	0	—	13	20	0	.000	0-2-0-0	8	11		
1994-95	4	1	2	1	—	10	12	3	.375	1-1-0-0	5	6		
1995-96	4	1	3	0	—	10	18	2	.250	0-2-0-0	5	9		
1996-97	4	0	4	0	—	6	18	0	.000	0-2-0-0	4	10		
1997-98	4	1	3	0	—	8	10	2	.250	1-1-0-0	5	3		
1998-99	4	0	3	1	—	9	19	1	.125	0-1-1-0	4	8		
1999-00	4	0	3	1	0	6	9	1	.125	0-1-1-0	4	5		
2000-01	4	1	3	0	0	11	15	2	.250	1-1-0-0	7	7		
2001-02	4	1	2	1	0	8	13	3	.375	1-1-0-0	7	7		
2002-03	4	1	2	0	1	8	14	3	.375	1-0-0-1	7	7		
2003-04	4	2	0	0	2	13	10	6	.750	1-0-0-1	6	4		
2004-05	DID NOT PLAY													





## EDMONTON OILERS VS. DALLAS STARS

YEARLY RECORD 1979-80 TO 2011-12

SEASON	GP	W	L	T	OTL	AT EDMONTON				PCT.	AT DALLAS					
						W-L-T-OTL	GF	GA	PTS		W-L-T-OTL	GF	GA	PTS		
2005-06	4	1	2	0	1	10	14	3	.375	0-1-0-1	5	7	1-1-0-0	5	7	
2006-07	4	1	2	0	1	11	12	3	.375	0-1-0-1	7	9	1-1-0-0	4	3	
2007-08	4	0	2	0	2	8	16	2	.250	0-1-0-1	2	6	0-1-0-1	6	10	
2008-09	4	2	2	0	0	14	11	4		2-0-0-0	9	3	0-2-0-0	5	8	
2009-10	4	2	2	0	0	12	16	4		1-1-0-0	8	8	1-1-0-0	6	8	
2010-11	4	1	3	0	0	9	11	2		1-1-0-0	6	5	0-2-0-0	3	6	
2011-12	4	0	4	0	0	4	14	0		0-2-0-0	2	6	0-2-0-0	2	8	
<b>TOTALS</b>	<b>117</b>	<b>42</b>	<b>53</b>	<b>15</b>	<b>7</b>	<b>370</b>	<b>402</b>	<b>106</b>		<b>25-20-8-5</b>	<b>215</b>	<b>189</b>	<b>17-33-7-2</b>	<b>157</b>	<b>213</b>	
<b>DALLAS</b>	<b>72</b>	<b>15</b>	<b>46</b>	<b>4</b>	<b>7</b>	<b>170</b>	<b>252</b>	<b>41</b>		<b>10-19-2-5</b>	<b>101</b>	<b>121</b>	<b>5-27-2-2</b>	<b>71</b>	<b>131</b>	
<b>MINNESOTA</b>	<b>45</b>	<b>27</b>	<b>7</b>	<b>11</b>	<b>0</b>	<b>200</b>	<b>150</b>	<b>65</b>	<b>.722</b>	<b>15-1-6-0</b>	<b>114</b>	<b>68</b>	<b>12-6-5-0</b>	<b>86</b>	<b>82</b>	

\* Franchise in Minneapolis from 1979-80 to 1992-93. Moved to Dallas for 1993-94 season.

## EDMONTON OILERS VS. DALLAS STARS

2011-12 RESULTS &amp; STATISTICS

AT EDMONTON	WINNING GOAL	AT DALLAS	WINNING GOAL
28 Mar '12 EDM 1 vs DAL 3	Mike Ribeiro	07 Jan '12 EDM 1 vs DAL 4	Jamie Benn
02 Mar '12 EDM 1 vs DAL 3	Tomas Vincour	21 Nov '11 EDM 1 vs DAL 4	Steve Ott

OILERS	GP	G	A	P	+/-	PIM	PP	SH	STARS	GP	G	A	P	+/-	PIM	PP	SH
Ryan Smyth	4	0	3	3	0	0	0	0	Mike Ribeiro	4	3	3	6	5	2	0	0
Sam Gagner	4	1	1	2	0	4	0	0	Loui Eriksson	4	0	6	6	7	2	0	0
Ales Hemsky	4	1	1	2	1	0	0	0	Michael Ryder	4	4	1	5	3	2	0	0
Taylor Hall	3	1	0	1	-4	2	0	0	Jamie Benn	4	2	1	3	3	2	0	0
Ryan Nugent-Hopkins	3	1	0	1	-3	0	0	0	Radek Dvorak	3	2	0	2	2	0	0	1
Jordan Eberle	4	0	1	1	-6	0	0	0	Vernon Fiddler	4	0	2	2	2	0	0	0
Ladislav Smid	4	0	1	1	-3	2	0	0	Brenden Morrow	3	0	2	2	3	6	0	0
Corey Potter	3	0	1	1	-6	0	0	0	Eric Nystrom	3	0	2	2	2	0	0	0
Eric Belanger	4	0	0	0	-5	0	0	0	Tom Wandell	3	0	2	1	1	0	0	0
Shawn Horcoff	4	0	0	0	-4	4	0	0	Steve Ott	4	1	0	1	-1	7	0	0
Darcy Hordichuk	4	0	0	0	-1	0	0	0	Tomas Vincour	3	1	0	1	0	0	0	0
Ryan Jones	4	0	0	0	-6	2	0	0	Toby Petersen	1	1	0	1	1	0	0	0
Jeff Petry	4	0	0	0	-3	0	0	0	Trevor Daley	4	0	1	1	5	0	0	0
Ben Eager	3	0	0	0	0	0	0	0	Stephane Robidas	4	0	1	1	0	0	0	0
Lennart Petrell	3	0	0	0	-4	0	0	0	Adam Burish	3	0	1	1	1	0	0	0
Andy Sutton	3	0	0	0	1	2	0	0	Philip Larsen	3	0	1	1	4	0	0	0
Anton Lander	2	0	0	0	-1	0	0	0	Nicklas Grossmann	2	0	1	1	3	0	0	0
Theo Peckham	2	0	0	0	-1	0	0	0	Mark Fistric	3	0	0	0	1	0	0	0
Nick Schultz	2	0	0	0	0	4	0	0	Alex Goligoski	3	0	0	0	1	2	0	0
Colten Teubert	2	0	0	0	-1	2	0	0	Sheldon Souray	3	0	0	0	3	2	0	0
Ryan Whitney	2	0	0	0	-3	2	0	0	Jake Dowell	2	0	0	0	0	0	0	0
Taylor Chorney	1	0	0	0	-1	0	0	0	Ryan Garbutt	2	0	0	0	0	2	0	0
Tom Gilbert	1	0	0	0	-1	0	0	0	Adam Parry	2	0	0	0	3	0	0	0
Josh Green	1	0	0	0	-2	5	0	0	Reilly Smith	1	0	0	0	0	0	0	0
Teemu Hartikainen	1	0	0	0	0	0	0	0									

OILERS GOALTENDER	GP	MIN	W-L-OT	SO	GA	SA	SV	GAA	SV%
Nikolai Khabibulin	3	177	0-3-0	0	8	81	73	2.72	.901
Devan Dubnyk	1	59	0-1-0	0	3	25	22	3.07	.880
STARS GOALTENDER	GP	MIN	W-L-OT	SO	GA	SA	SV	GAA	SV%
Kari Lehtonen	3	180	3-0-0	0	3	70	67	1.00	.957
Richard Bachman	1	60	1-0-0	0	1	26	25	1.00	.962

GOALS BY PERIOD	1	2	3	OT	TOTAL	SHOTS BY PERIOD	1	2	3	OT	TOTAL
Oilers	1	1	2	0	4	Oilers	35	34	27	0	96
Stars	2	6	6	0	14	Stars	40	34	35	0	109

POWERPLAY	PPG	ATT	PCT.	PENALTY KILLING	PK	TSH	PCT.
Oilers	1	12	00.0	Oilers	12	12	100.0
Stars	0	12	00.0	Stars	12	12	100.0

# VS. DETROIT RED WINGS



## DETROIT RED WINGS

Joe Louis Arena  
19 Steve Yzerman Drive  
Detroit, MI 48226

## 2013 GAMES VS. DETROIT

At Edmonton – March 15  
At Detroit – February 9, March 7

### CLUB DIRECTORY

Owner/Governor.....	Mike Ilitch
Owner/Secretary-Treasurer.....	Marian Ilitch
President and CEO, Ilitch Holdings/Alternate Governor Red Wings.....	Christopher Ilitch
Senior Vice President/Alternate Governor.....	Jim Devellano
Executive Vice President/General Manager.....	Ken Holland
Vice President/Assistant General Manager.....	Jim Nill
Assistant General Manager/Hockey Admin.....	Ryan Martin
Advisor to Hockey Operations.....	Chris Chelios
Special Assistant to the General Manager.....	Kris Draper
Director of Player Development.....	Jiri Fischer
President and CEO, Olympia Entertainment/Alternate Governor Red Wings.....	Tom Wilson
Vice President Olympia Entertainment/General Counsel Red Wings.....	Robert E. Carr
Head Coach.....	Mike Babcock
Associate Coach.....	Tom Renney
Assistant Coach.....	Bill Peters
Assistant Coach/Video.....	Keith McKittrick
Goaltending Coach.....	Jim Bedard
Goaltending Development Coach.....	Chris Osgood
Director of Pro Scouting.....	Mark Howe
Director of Amateur Scouting.....	Joe McDonnell
Director of European Scouting.....	Hakan Andersson
Vice President of Finance.....	Paul MacDonald
General Accountant.....	Bridget Merritt
Senior Director of Communications.....	John Hahn
Media Relations Manager.....	Todd Beam
Public Relations Coordinator.....	Richard Bowness
Arena (Capacity).....	Joe Louis Arena (20,066)
Public Relations Phone.....	(313) 394-7000
Public Relations FAX.....	(313) 567-0296
Media Hotline.....	(313) 396-7599
Website.....	www.detroitredwings.com

### EDMONTON OILERS VS. DETROIT RED WINGS

#### YEARLY RECORD 1979-80 TO 2011-12

SEASON	GP	W	L	T	OTL	GF	GA	PTS	PCT.	AT EDMONTON			AT DETROIT		
										W-L-T-OTL	GF	GA	W-L-T-OTL	GF	GA
1979-80	4	1	2	1	—	15	16	3	.375	0-1-1-0	7	9	1-1-0-0	8	7
1980-81	4	2	1	1	—	16	12	5	.625	1-0-1-0	9	6	1-1-0-0	7	6
1981-82	3	2	0	1	—	19	11	5	.833	1-0-0-0	8	4	1-0-1-0	11	7
1982-83	3	2	1	0	—	19	16	4	.667	1-1-0-0	12	11	1-0-0-0	7	5
1983-84	3	3	0	0	—	22	9	6	1.000	1-0-0-0	8	3	2-0-0-0	14	6
1984-85	3	3	0	0	—	19	14	6	1.000	2-0-0-0	13	9	1-0-0-0	6	5
1985-86	3	3	0	0	—	22	7	6	1.000	1-0-0-0	12	3	2-0-0-0	10	4
1986-87	3	3	0	0	—	15	9	6	1.000	2-0-0-0	10	6	1-0-0-0	5	3
1987-88	3	1	2	0	—	11	15	2	.333	0-1-0-0	1	4	1-1-1-0	10	11
1988-89	3	1	2	0	—	16	18	2	.333	1-1-0-0	14	13	0-1-0-0	2	5
1989-90	3	1	2	0	—	15	15	2	.333	0-1-0-0	4	6	1-1-0-0	11	9
1990-91	3	1	1	1	—	11	12	3	.500	1-0-1-0	8	7	0-1-0-0	3	5
1991-92	3	0	2	1	—	7	12	1	.167	0-1-0-0	1	4	0-1-1-0	6	8
1992-93	3	0	2	1	—	7	12	1	.167	0-1-1-0	5	8	0-1-0-0	2	4
1993-94	4	3	1	0	—	13	12	6	.750	2-0-0-0	8	5	1-1-0-0	5	7
1994-95	4	1	3	0	—	10	15	2	.250	1-1-0-0	6	6	0-2-0-0	4	9
1995-96	4	0	4	0	—	7	21	0	.000	0-2-0-0	5	8	0-2-0-0	2	13
1996-97	4	0	2	2	—	5	11	2	.250	0-1-1-0	5	9	0-1-1-0	0	2
1997-98	4	2	2	0	—	11	15	4	.500	1-1-0-0	5	9	1-1-0-0	6	4
1998-99	4	1	3	0	—	10	14	2	.250	1-1-0-0	6	7	0-2-0-0	4	7
1999-00	4	1	2	1	0	8	13	3	.375	1-0-1-0	5	4	0-2-0-0	3	9
2000-01	4	3	0	0	1	11	9	7	.875	2-0-0-0	4	2	1-0-0-1	7	7
2001-02	4	0	2	1	1	6	11	2	.250	0-1-1-0	2	3	0-1-0-1	4	8
2002-03	4	2	1	1	0	12	14	5	.625	1-0-1-0	5	4	1-1-0-0	7	10
2003-04	4	0	2	2	0	7	14	2	.250	0-0-2-0	5	5	0-2-0-0	2	9



## EDMONTON OILERS VS. DETROIT RED WINGS

YEARLY RECORD 1979-80 TO 2011-12

SEASON	GP	W	L	T	OTL	GF	GA	PTS	PCT.	AT EDMONTON			AT DETROIT		
										W-L-T-OTL	GF	GA	W-L-T-OTL	GF	GA
2004-05										DID NOT PLAY					
2005-06	4	2	1	0	1	14	14	5	.625	1-0-0-1	9	9	1-1-0-0	4	5
2006-07	4	3	1	0	0	11	10	6	.750	2-0-0-0	7	4	1-1-0-0	4	6
2007-08	4	2	2	0	0	11	12	4	.500	1-1-0-0	5	5	1-1-0-0	6	7
2008-09	4	0	4	0	0	8	19	0		0-2-0-0	5	7	0-2-0-0	3	12
2009-10	4	3	1	0	0	17	13	6		2-0-0-0	9	7	1-1-0-0	8	6
2010-11	4	0	3	0	1	7	16	1		0-2-0-0	4	8	0-1-0-1	3	8
2011-12	4	1	3	0	0	9	14	2		1-1-0-0	7	7	0-2-0-0	2	7
<b>TOTALS</b>	<b>116</b>	<b>47</b>	<b>52</b>	<b>13</b>	<b>4</b>	<b>390</b>	<b>425</b>	<b>111</b>		<b>27-20-10-1</b>	<b>214</b>	<b>202</b>	<b>20-32-3-3</b>	<b>176</b>	<b>223</b>

## EDMONTON OILERS VS. DETROIT RED WINGS

2011-12 RESULTS & STATISTICS

AT EDMONTON	WINNING GOAL	AT DETROIT	WINNING GOAL
04 Feb '12 EDM 5 vs DET 4 (SO)	Ryan Nugent-Hopkins	08 Feb '12 EDM 2 vs DET 4	Drew Miller
19 Dec '11 EDM 2 vs DET 3	Drew Miller	11 Nov '11 EDM 0 vs DET 3	Drew Miller

OILERS	GP	G	A	P	+/-	PIM	PP	SH	RED WINGS	GP	G	A	P	+/-	PIM	PP	SH
Sam Gagner	4	4	2	6	-2	0	3	0	Henrik Zetterberg	4	1	5	6	6	0	0	0
Jordan Eberle	4	3	0	3	-2	0	1	0	Drew Miller	4	4	0	4	2	2	0	0
Ryan Jones	4	1	1	2	-3	7	0	0	Valtteri Filppula	4	2	1	3	3	0	0	1
Ales Hemsky	4	0	2	2	-1	2	0	0	Danny Cleary	4	1	2	3	3	2	0	0
Ryan Smyth	4	0	2	2	-2	0	0	0	Johan Franzen	4	1	2	3	3	0	1	0
Ryan Whitney	3	0	2	2	-2	2	0	0	Justin Abdelkader	4	0	3	3	3	14	0	0
Eric Belanger	4	0	1	1	-2	4	0	0	Todd Bertuzzi	3	2	0	2	2	0	0	0
Taylor Hall	4	0	1	1	-3	0	0	0	Jiri Hudler	4	1	1	2	3	0	0	0
Jeff Petry	4	0	1	1	-3	0	0	0	Niklas Kronwall	4	1	1	2	4	6	0	0
Ryan Nugent-Hopkins	3	0	1	1	-2	0	0	0	Darren Helm	4	0	2	2	1	0	0	0
Magnus Paajarvi	2	0	1	1	-1	0	0	0	Ian White	4	0	2	2	5	4	0	0
Shawn Horcoff	4	0	0	0	-2	2	0	0	Cory Emmerton	4	1	0	1	2	2	0	0
Anton Lander	4	0	0	0	-3	0	0	0	Pavel Datsyuk	4	0	1	1	-1	0	0	0
Lennart Petrell	4	0	0	0	-2	19	0	0	Nicklas Lidstrom	4	0	1	1	5	0	0	0
Corey Potter	4	0	0	0	-3	4	0	0	Brad Stuart	4	0	1	1	4	2	0	0
Ladislav Smid	4	0	0	0	-2	4	0	0	Jakub Kindl	3	0	1	1	0	0	0	0
Ben Eager	3	0	0	0	-1	9	0	0	Patrick Eaves	1	0	1	1	1	0	0	0
Tom Gilbert	3	0	0	0	-3	2	0	0	Jonathan Ericsson	4	0	0	0	0	4	0	0
Cam Barker	2	0	0	0	-3	0	0	0	Tomas Holmstrom	4	0	0	0	-2	6	0	0
Theo Peckham	2	0	0	0	-1	2	0	0	Mike Commodore	1	0	0	0	0	7	0	0
Andy Sutton	2	0	0	0	-1	2	0	0									

OILERS GOALTENDER	GP	MIN	W-L-OT	SO	GA	SA	SV	GAA	SV%
Devan Dubnyk	1	65	1-0-0	0	4	39	35	3.70	.897
Nikolai Khabibulin	3	176	0-3-0	0	10	88	78	3.40	.886

RED WINGS GOALTENDER	GP	MIN	W-L-OT	SO	GA	SA	SV	GAA	SV%
Jimmy Howard	2	120	2-0-0	1	2	47	45	1.00	.957
Joey MacDonald	2	105	1-0-1	0	3	40	37	1.71	.925
Ty Conklin	1	20	0-0-0	0	3	9	6	9.00	.667

GOALS BY PERIOD	1	2	3	OT	TOTAL	SHOTS BY PERIOD	1	2	3	OT	TOTAL
Oilers	3	3	2	0	8	Oilers	32	33	27	4	96
Red Wings	4	3	7	0	14	Red Wings	37	44	45	1	127

POWERPLAY	PPG	ATT	PCT.	PENALTY KILLING	PK	TSH	PCT.
Oilers	4	18	22.2	Oilers	15	16	93.8
Red Wings	1	16	6.2	Red Wings	14	18	77.8

# VS. FLORIDA PANTHERS



## FLORIDA PANTHERS

BB&T Center  
One Panther Parkway  
Sunrise, FL 33323

## 2013 GAMES VS. FLORIDA

At Edmonton – None  
At Florida – None

### CLUB DIRECTORY

General Partner/Chairman of the Board/Chief Executive Officer/Governor	Cliff Viner
Partners	Alan Cohen, Steve Cohen, David Epstein, Dr. Elliott Hahn, H. Wayne Huizenga, Bernie Kosar, Richard C. Lehman, M.D., Albert E. Maroone, Michael E. Maroone, James L. Nederlander, Robert Printz, Michael Rashes, Jordan Zimmerman
President/Chief Operating Officer	Michael R. Yorkmark
Exec. Vice President & G.M., Hockey Ops	Dale Tallon
Exec. Vice President, Chief Financial Officer	Harold Tallisman
Sr. Vice President / G.M., BB&T Center	Brett Stefansson
Vice President/G.M., Saveology.com Iceplex	Jeff Campol
Vice President, Managing Dir. 360 Premium	Rick Lassiter
Vice President, Business Development Club Red	Shawn Kuzmin
Vice President, Corporate Development	R.J. Martino
Vice President, Sales & Services	Ryan McCoy
Vice President, Finance & Controller	Luciana Midili
Vice President, Broadcasting & Panthers Alumni	Randy Moller
Vice President, General Counsel	Ed Wildermuth
Vice President, Marketing & Brand Strategy	Steve Ziff
Vice President, Communications and Public Affairs	Matthew F. Sacco
Executive Assistant to the Chief Financial Officer	Cathy Stevenson
Exec. Vice President/General Manager	Dale Tallon
Assistant General Manager	Mike Santos
Alternate Governor	William Torrey
Team Services Manager	Mike Dixon
Director, Scouting	Scott Luce
Director, Player Development	Brian Skrudland
Manager, Player Development	Bryan McCabe
Asst. Head Amateur Scout	Jason Bukula
Head Coach	Kevin Dineen
Assistant Coaches	Gord Murphy, Craig Ramsay
Goaltending Coach	Robb Tallas
Strength & Conditioning Coach	Craig Slauwhite
Video Coach	P.J. Deluca
Director, Communications	Justin Copertino
Senior Manager, Communications & Digital Media	Glenn Odebralski
Coordinator, Communications & Digital Media	Carly Peters
Arena (Capacity)	BankAtlantic Center (17,040)
Public Relations Phone	(954) 835-7000
Public Relations FAX	(954) 835-7700
Website	www.floridapanthers.com

### EDMONTON OILERS VS. FLORIDA PANTHERS

#### YEARLY RECORD 1993-94 TO 2011-12

SEASON	GP	W	L	T	OTL	GF	GA	PTS	PCT.	AT EDMONTON			AT FLORIDA		
										W-L-T-OTL	GF	GA	W-L-T-OTL	GF	GA
1993-94	2	0	1	1	-	7	9	1	.250	0-1-0-0	3	5	0-0-1-0	4	4
1994-95	DID NOT PLAY														
1995-96	2	0	2	0	-	3	5	0	.000	0-1-0-0	2	3	0-1-0-0	1	2
1996-97	2	1	1	0	-	7	6	2	.500	1-0-0-0	4	0	0-1-0-0	3	6
1997-98	2	2	0	0	-	7	2	4	1.000	1-0-0-0	3	2	1-0-0-0	4	0
1998-99	1	0	1	0	-	1	3	0	.000	0-0-0-0	0	0	0-1-0-0	1	3
1999-00	2	0	1	1	0	3	4	1	.250	0-0-1-0	2	2	0-1-0-0	1	2
2000-01	1	0	0	1	0	2	2	1	.500	0-0-0-0	0	0	0-0-1-0	2	2
2001-02	2	1	1	0	0	10	7	2	.500	1-0-0-0	6	2	0-1-0-0	4	5
2002-03	1	1	0	0	0	4	0	2	1.000	0-0-0-0	0	0	1-0-0-0	4	0
2003-04	1	1	0	0	0	4	2	2	1.000	1-0-0-0	4	2	0-0-0-0	0	0
2004-05	DID NOT PLAY														
2005-06	DID NOT PLAY														
2006-07	1	1	0	0	0	4	1	2	1.000	1-0-0-0	4	1	0-0-0-0	0	0
2007-08	1	1	0	0	0	4	3	2	1.000	0-0-0-0	0	0	1-0-0-0	4	3
2008-09	1	0	1	0	0	0	2	0	.000	0-1-0-0	0	2	0-0-0-0	0	0
2009-10	1	1	0	0	0	3	2	2	.000	0-0-0-0	0	0	1-0-0-0	3	2
2010-11	1	1	0	0	0	3	2	2	.000	1-0-0-0	3	2	0-0-0-0	0	0
2011-12	1	1	0	0	0	2	1	2	.000	0-0-0-0	-	-	1-0-0-0	2	1
<b>TOTALS</b>	<b>22</b>	<b>11</b>	<b>8</b>	<b>3</b>	<b>0</b>	<b>64</b>	<b>51</b>	<b>25</b>		<b>6-3-1-0</b>	<b>31</b>	<b>21</b>	<b>5-5-2-0</b>	<b>33</b>	<b>30</b>



## EDMONTON OILERS VS. FLORIDA PANTHERS

### 2011-12 RESULTS & STATISTICS

#### AT FLORIDA

23 Mar '12

EDM 2 vs FLA 1 (SO)

#### WINNING GOAL

Ryan Nugent-Hopkins

OILERS	GP	G	A	P	+/-	PIM	PP	SH	PANTHERS	GP	G	A	P	+/-	PIM	PP	SH
Ryan Jones	1	1	0	1	1	0	0	0	Jason Garrison	1	1	0	1	0	0	0	0
Jordan Eberle	1	0	1	1	1	0	0	0	Tomas Fleischmann	1	0	1	1	0	0	0	0
Ryan Nugent-Hopkins	1	0	1	1	0	0	0	0	Stephen Weiss	1	0	1	1	0	0	0	0
Eric Belanger	1	0	0	0	0	0	0	0	Krystofer Barch	1	0	0	0	0	0	0	0
Ben Eager	1	0	0	0	0	0	0	0	Sean Bergenheim	1	0	0	0	0	0	0	0
Sam Gagner	1	0	0	0	0	0	0	0	Brian Campbell	1	0	0	0	0	0	0	0
Teemu Hartikainen	1	0	0	0	0	0	0	0	Marcel Goc	1	0	0	0	0	0	0	0
Ales Hemsky	1	0	0	0	0	2	0	0	Erik Gudbranson	1	0	0	0	0	0	0	0
Shawn Horcoff	1	0	0	0	0	0	0	0	Ed Jovanovski	1	0	0	0	0	0	0	0
Darcy Hordichuk	1	0	0	0	0	0	0	0	Tomas Kopecky	1	0	0	0	0	0	0	0
Linus Omark	1	0	0	0	-1	4	0	0	Dmitry Kulikov	1	0	0	0	0	2	0	0
Theo Peckham	1	0	0	0	1	0	0	0	John Madden	1	0	0	0	0	0	0	0
Jeff Petry	1	0	0	0	-1	0	0	0	Shawn Matthias	1	0	0	0	0	0	0	0
Corey Potter	1	0	0	0	0	0	0	0	Mikael Samuelsson	1	0	0	0	0	0	0	0
Nick Schultz	1	0	0	0	0	0	0	0	Scottie Upshall	1	0	0	0	0	0	0	0
Ladislav Smid	1	0	0	0	-1	0	0	0	Kris Versteeg	1	0	0	0	0	0	0	0
Ryan Smyth	1	0	0	0	-1	0	0	0	Mike Weaver	1	0	0	0	0	0	0	0
Ryan Whitney	1	0	0	0	1	0	0	0	Wojtek Wolski	1	0	0	0	0	0	0	0

OILERS GOALTENDER	GP	MIN	W-L-OT	SO	GA	SA	SV	GAA	SV%
Devan Dubnyk	1	65	1-0-0	0	1	27	26	0.92	.963
PANTHERS GOALTENDER	GP	MIN	W-L-OT	SO	GA	SA	SV	GAA	SV%
Jose Theodore	1	65	0-0-1	0	1	21	20	0.92	.952

GOALS BY PERIOD	1	2	3	OT	TOTAL	SHOTS BY PERIOD	1	2	3	OT	TOTAL
Oilers	0	1	0	0	1	Oilers	5	9	6	1	21
Panthers	1	1	0	0	1	Panthers	9	6	10	2	27
POWERPLAY	PPG	ATT	PCT.	PENALTY KILLING	PK	TSH	PCT.				
Oilers	0	1	00.0	Oilers	4	4	100.0				
Panthers	0	4	00.0	Panthers	1	1	100.0				

# VS. LOS ANGELES KINGS



**LOS ANGELES KINGS**  
 STAPLES Center  
 1111 South Figueroa Street  
 Los Angeles, CA 90015

**2013 GAMES VS. LOS ANGELES**  
 At Edmonton – January 24, February 19  
 At Los Angeles – April 6

## CLUB DIRECTORY

Owner.....	Philip F. Anschutz
Owner.....	Edward P. Roski, Jr.
Governor.....	Timothy J. Leiweke
Chief Operating Officer/Chief Financial Officer.....	Dan Beckerman
Executive Administrative Assistant to the Governor.....	Carla Garcia
President/General Manager, Alternate Governor.....	Dean Lombardi
President, Business Operations, Alt. Governor.....	Luc Robitaille
Chief Operating Officer.....	Chris McGowan
Executive Assistant, President/General Manager.....	Tiffany Frost
Executive Assistant, President, Business Ops.....	Kehly Sloane
Executive Assistant, Chief Operating Officer.....	Alicia Briones
Vice President/Assistant General Manager.....	Ron Hextall
Special Assistant to the General Manager.....	Jack Ferreira
Vice President/Hockey Ops and Legal Affairs.....	Jeff Solomon
Director of Team Operations.....	Marshall Dickerson
Head Coach.....	Darryl Sutter
Assistant Coaches.....	Davis Payne, John Stevens
Goaltending Coach.....	Bill Ranford
Coaching Consultant.....	Bernie Nicholls
Video Coordinator.....	Ryan Colville
Player Development.....	Nelson Emerson
Pro Development and Special Assignments.....	Mike O'Connell
Goaltender Development.....	Kim Dillabaugh
Strength and Conditioning Coach.....	Ryan van Asten
Scouting Operations Coordinator.....	Lee Callans
Senior Pro Scout / Pro Scouts.....	Rob Laird / Steve Greeley, Alyn McCauley
Directors of Amateur Scouting.....	Michael Futa, Mark Yannetti
Vice President, Communications and Broadcasting.....	Michael Altieri
Senior Director, Communications.....	Jeff Moeller
Senior Manager, Communications.....	Mike Kalinowski
Manager, Communications and Broadcasting.....	Jeremy Zager
Arena (Capacity).....	STAPLES Center (18,118)
Public Relations Phone.....	(310) 742-7100
GM FAX.....	(310) 535-4525
Website.....	www.lakings.com

## EDMONTON OILERS VS. LOS ANGELES KINGS

### YEARLY RECORD 1979-80 TO 2011-12

SEASON	GP	W	L	T	OTL	GF	GA	PTS	PCT.	AT EDMONTON			AT LOS ANGELES		
										W-L-T-OTL	GF	GA	W-L-T-OTL	GF	GA
1979-80	4	2	1	1	-	19	16	5	.625	1-0-1-0	8	6	1-1-0-0	11	10
1980-81	4	0	2	2	-	16	22	2	.250	0-0-2-0	10	10	0-2-0-0	6	12
1981-82	8	5	1	2	-	51	27	12	.750	3-0-1-0	31	13	2-1-1-0	20	14
1982-83	8	5	1	2	-	46	30	12	.750	3-1-0-0	25	19	2-0-2-0	21	11
1983-84	8	6	2	0	-	44	29	12	.750	3-1-0-0	25	13	3-1-0-0	19	16
1984-85	8	4	3	1	-	41	35	9	.563	3-1-0-0	27	17	1-2-1-0	14	18
1985-86	8	6	0	2	-	53	31	14	.875	3-0-1-0	26	15	3-0-1-0	27	16
1986-87	8	4	2	2	-	48	35	10	.625	1-1-2-0	23	22	3-1-0-0	25	13
1987-88	8	4	2	2	-	41	32	10	.625	3-0-1-0	21	12	1-2-1-0	20	20
1988-89	8	4	4	0	-	36	36	8	.500	2-2-0-0	18	17	2-2-0-0	18	19
1989-90	8	4	2	2	-	36	35	10	.625	2-1-1-0	18	17	2-1-1-0	18	18
1990-91	8	2	5	1	-	25	35	5	.313	2-2-0-0	13	13	0-3-1-0	12	22
1991-92	7	1	3	3	-	22	31	5	.357	1-1-2-0	12	16	0-2-1-0	10	15
1992-93	7	1	5	1	-	20	32	3	.214	0-3-1-0	11	17	1-2-0-0	9	15
1993-94	7	2	2	3	-	26	28	7	.500	1-1-1-0	14	13	1-1-2-0	12	15
1994-95	5	2	2	1	-	14	17	5	.500	1-1-0-0	5	4	1-1-1-0	9	13
1995-96	5	3	1	1	-	22	14	7	.700	2-0-1-0	15	9	1-1-0-0	7	5
1996-97	6	3	2	1	-	20	17	7	.583	2-1-0-0	7	7	1-1-1-0	13	10
1997-98	5	4	1	0	-	14	8	8	.800	1-1-0-0	3	3	3-0-0-0	11	5
1998-99	4	0	3	1	-	7	10	1	.125	0-2-0-0	4	6	0-1-1-0	3	4
1999-00	4	2	1	1	0	14	16	5	.625	2-0-0-0	11	7	0-1-1-0	3	9
2000-01	4	3	1	0	0	20	7	6	.750	1-1-0-0	7	4	2-0-0-0	13	3
2001-02	4	1	1	1	1	10	11	4	.500	0-1-1-0	4	6	1-0-0-1	6	5
2002-03	4	3	1	0	0	10	9	6	.750	1-1-0-0	3	4	2-0-0-0	7	5
2003-04	4	2	2	0	0	10	10	4	.500	1-1-0-0	6	5	1-1-0-0	4	5



## EDMONTON OILERS VS. LOS ANGELES KINGS

### YEARLY RECORD 1979-80 TO 2011-12

SEASON	GP	W	L	T	OTL	GF	GA	PTS	PCT.	AT EDMONTON			AT LOS ANGELES		
										W-L-T-OTL	GF	GA	W-L-T-OTL	GF	GA
2004-05										DID NOT PLAY					
2005-06	4	3	1	0	0	15	9	6	.750	2-0-0-0	9	3	1-1-0-0	6	6
2006-07	4	2	2	0	0	11	16	4	.500	1-1-0-0	8	10	1-1-0-0	3	7
2007-08	4	2	2	0	0	11	14	4	.500	1-1-0-0	6	7	1-1-0-0	5	7
2008-09	4	2	2	0	0	8	10	4		0-2-0-0	2	4	2-0-0-0	6	6
2009-10	4	2	2	0	0	10	11	4		0-2-0-0	3	6	2-0-0-0	7	5
2010-11	4	0	3	0	1	5	13	1		0-2-0-0	1	5	0-1-0-1	4	8
2011-12	4	2	2	0	0	6	7	4		1-1-0-0	3	5	1-1-0-0	3	2
<b>TOTALS</b>	<b>182</b>	<b>86</b>	<b>64</b>	<b>30</b>	<b>2</b>	<b>731</b>	<b>653</b>	<b>204</b>		<b>44-32-15-0</b>	<b>379</b>	<b>315</b>	<b>42-32-15-2</b>	<b>352</b>	<b>338</b>

## EDMONTON OILERS VS. LOS ANGELES KINGS

### 2011-12 RESULTS & STATISTICS

AT EDMONTON		WINNING GOAL	AT LOS ANGELES		WINNING GOAL
30 Mar '12	EDM 1 vs LA 4	Mike Richards	02 Apr '12	EDM 0 vs LA 2	Slava Voynov
15 Jan '12	EDM 2 vs LA 1 (OT)	Taylor Hall	03 Nov '11	EDM 3 vs LA 0	Ryan Smyth

OILERS	GP	G	A	P +/-	PIM	PP	SH	KINGS	GP	G	A	P +/-	PIM	PP	SH	
Jeff Petry	3	0	2	2	0	0	0	Anze Kopitar	4	1	3	4	2	4	0	0
Ryan Smyth	4	1	0	1	-2	4	0	Dwight King	2	1	2	3	3	0	0	0
Jordan Eberle	3	1	0	1	-2	0	1	Mike Richards	4	1	1	2	2	0	0	1
Lennart Petrell	3	1	0	1	1	0	0	Justin Williams	3	1	1	2	2	6	0	0
Corey Potter	3	1	0	1	0	2	0	Slava Voynov	4	1	1	2	3	0	0	0
Taylor Hall	2	1	0	1	0	2	1	Matt Greene	4	0	2	2	1	2	0	0
Josh Green	1	1	0	1	0	0	1	Drew Doughty	4	1	0	1	0	0	1	0
Ben Eager	4	0	1	1	1	9	0	Alec Martinez	3	1	0	1	0	2	0	0
Sam Gagner	4	0	1	1	0	2	0	Dustin Brown	4	0	1	1	2	2	0	0
Shawn Horcoff	4	0	1	1	-2	0	0	Willie Mitchell	4	0	1	1	4	2	0	0
Ryan Jones	4	0	1	1	-2	2	0	Brad Richardson	4	0	1	1	2	2	0	0
Ales Hemsky	3	0	1	1	-2	4	0	Kyle Clifford	4	0	0	0	-1	12	0	0
Ryan Nugent-Hopkins	3	0	1	1	-2	4	0	Trevor Lewis	4	0	0	0	-1	4	0	0
Anton Lander	2	0	1	1	0	0	0	Dustin Penner	4	0	0	0	0	0	0	0
Magnus Paajarvi	2	0	1	1	0	0	0	Rob Scuderi	4	0	0	0	-1	0	0	0
Tom Gilbert	1	0	1	1	1	0	0	Jarret Stoll	4	0	0	0	-1	0	0	0
Darcy Hordichuk	3	0	0	0	0	10	0	Colin Fraser	3	0	0	0	0	2	0	0
Ladislav Smid	3	0	0	0	0	2	0	Jack Johnson	2	0	0	0	-1	0	0	0
Andy Sutton	3	0	0	0	-1	2	0	Jordan Nolan	2	0	0	0	0	5	0	0
Colten Teubert	3	0	0	0	0	4	0	Simon Gagne	1	0	0	0	-1	0	0	0
Eric Belanger	2	0	0	0	1	2	0	Trent Hunter	1	0	0	0	0	0	0	0
Teemu Hartikainen	2	0	0	0	0	0	0	Andrei Loktionov	1	0	0	0	0	0	0	0
Theo Peckham	2	0	0	0	-1	0	0	Ethan Moreau	1	0	0	0	-1	2	0	0
Nick Schultz	2	0	0	0	-3	0	0	Scott Parse	1	0	0	0	0	0	0	0
Ryan Whitney	2	0	0	0	-1	0	0									
Cam Barker	1	0	0	0	0	0	0									
Ryan O'Marra	1	0	0	0	0	2	0									
Bryan Rodney	1	0	0	0	-1	0	0									
Chris VandeVelde	1	0	0	0	0	0	0									

OILERS GOALTENDER	GP	MIN	W-L-OT	SO	GA	SA	SV	GAA	SV%
Devan Dubnyk	2	122	1-1-0	0	3	58	55	1.48	.948
Nikolai Khabibulin	2	120	1-1-0	1	4	51	47	2.00	.922
KINGS GOALTENDER	GP	MIN	W-L-OT	SO	GA	SA	SV	GAA	SV%
Jonathan Quick	4	243	2-1-1	1	6	93	87	1.48	.935

GOALS BY PERIOD	1	2	3	OT	TOTAL	SHOTS BY PERIOD	1	2	3	OT	TOTAL
Oilers	2	2	1	1	6	Oilers	33	33	26	2	94
Kings	2	1	4	0	7	Kings	32	37	40	0	109

POWERPLAY	PPG	ATT	PCT.	PENALTY KILLING	PK	TSH	PCT.
Oilers	3	12	25.0	Oilers	13	14	92.9
Kings	1	14	7.1	Kings	9	12	75.0

# VS. MINNESOTA WILD



## MINNESOTA WILD

Xcel Energy Center  
317 Washington Street  
St. Paul, MN 55102

## 2013 GAMES VS. MINNESOTA

At Edmonton – February 21, April 16  
At Minnesota – March 3, April 26

### CLUB DIRECTORY

Board Members .....	Craig Leipold (Owner/Governor), Philip Falcone (Minority Owner), Mark Falcone, Quinn Martin, Mark Pacchini and Jac Sperling
Investors in MSE .....	Craig Leipold (Owner/Governor), Philip Falcone (Minority Owner); Limited Partners: Robert Hubbard, Stanley E. Hubbard, Stanley S. Hubbard, Horace H. Irvine III, Robert Marvin, Robert O. Naegele, Jr., Ford Nicholson, Todd Nicholson, Vance Opperman and Michael Reilly
Owner/Governor .....	Craig Leipold
Minority Owner .....	Philip Falcone
General Manager .....	Chuck Fletcher
Executive Vice President, Chief Financial Officer .....	Jeff Pellegrom
Chief Operating Officer .....	Matt Majka
Vice President and General Counsel .....	Steve Weinreich
Vice President, Facility Admin. / G.M., RiverCentre .....	Jim Ibister
V.P./General Manager, Xcel Energy Center .....	Jack Larson
Vice President Corp. Partnerships and Retail Mgmt. ....	Carin Anderson
Vice President, Brand Marketing .....	John Maher
Assistant General Manager .....	Brent Flahr
Assistant to the G.M. and G.M. Houston Aeros .....	Jim Mill
Head Coach .....	Mike Yeo
Assistant Coaches .....	Rick Wilson, Darryl Sydor, Darby Hendrickson
Goalie Coach .....	Bob Mason
Strength and Conditioning Coach .....	Kirk Olson
Coordinators, Video / Amateur Scouting .....	Jonas Plumb / Guy Lapointe
Director of Player Personnel/Development .....	Blair Mackasey/Brad Bombardir
Director of Hockey Administration .....	Shep Harder
Coordinator, Hockey Operations .....	Ben Resnick
Manager, Media Relations and Team Services .....	Aaron Sickman
Coordinator, Media Relations and Team Services .....	Ryan Stanzel
Arena (Capacity) .....	Xcel Energy Center (18,064)
Public Relations Phone .....	(651) 602-6000
Public Relations FAX .....	(651) 222-1055
Tickets .....	(651) 222-9453
Website .....	www.wild.com

## EDMONTON OILERS VS. MINNESOTA WILD

### YEARLY RECORD 2000-01 TO 2011-12

SEASON	GP	W	L	T	OTL	GF	GA	PTS	PCT.	AT EDMONTON			AT MINNESOTA		
										W-L-T-OTL	GF	GA	W-L-T-OTL	GF	GA
2000-01	5	4	0	1	0	18	10	9	.900	2-0-1-0	8	3	2-0-0-0	10	7
2001-02	5	4	0	1	0	14	8	9	.900	2-0-0-0	5	3	2-0-1-0	9	5
2002-03	5	3	0	2	14	10	8	.800	2-0-0-1	8	4	1-0-0-1	6	6	
2003-04	6	2	2	2	0	7	8	6	.500	0-1-2-0	3	4	2-1-0-0	4	4
2004-05	DID NOT PLAY														
2005-06	8	2	5	0	1	18	27	5	.313	0-4-0-0	8	17	2-1-1-0	10	10
2006-07	8	2	6	0	0	9	23	4	.250	1-3-0-0	6	12	1-3-0-0	3	11
2007-08	8	3	4	0	1	23	28	7	.438	3-1-0-0	16	13	0-3-0-1	7	15
2008-09	6	2	3	0	1	11	16	5		2-1-0-0	8	6	0-2-0-1	3	10
2009-10	6	3	3	0	0	16	15	6		3-0-0-0	11	4	0-3-0-0	5	11
2010-11	6	0	6	0	0	9	23	0		0-3-0-0	4	11	0-3-0-0	5	12
2011-12	6	2	1	0	3	16	14	7		1-0-2	7	6	1-1-1	9	8
<b>TOTALS</b>	<b>69</b>	<b>27</b>	<b>30</b>	<b>4</b>	<b>8</b>	<b>155</b>	<b>181</b>	<b>66</b>		<b>16-13-3-3</b>	<b>84</b>	<b>83</b>	<b>11-17-1-5</b>	<b>71</b>	<b>99</b>





## EDMONTON OILERS VS. MINNESOTA WILD

### 2011-12 RESULTS & STATISTICS

#### AT EDMONTON

22 Dec '11	EDM 4 vs MIN 1	WINNING GOAL	Ryan Smyth
30 Nov '11	EDM 2 vs MIN 3 (SO)	WINNING GOAL	Kyle Brodziak
20 Oct '11	EDM 1 vs MIN 2 (SO)	WINNING GOAL	Matt Cullen

#### AT MINNESOTA

29 Dec '11	EDM 3 vs MIN 4	WINNING GOAL	Dany Heatley
25 Nov '11	EDM 5 vs MIN 2	WINNING GOAL	Taylor Hall
13 Oct '11	EDM 1 vs MIN 2 (SO)	WINNING GOAL	Devin Setoguchi

OILERS	GP	G	A	P	+/-	PIM	PP	SH	WILD	GP	G	A	P	+/-	PIM	PP	SH
Jordan Eberle	6	3	5	8	4	0	2	0	Dany Heatley	6	3	1	4	0	0	0	0
Ryan Smyth	6	3	3	6	2	8	0	0	Mikko Koivu	5	1	3	4	-1	4	0	0
Ryan Nugent-Hopkins	6	3	1	4	3	4	1	0	Pierre-Marc Bouchard	6	2	1	3	1	0	0	0
Shawn Horcoff	6	2	2	4	1	0	0	0	Devin Setoguchi	4	2	1	3	-3	0	1	0
Taylor Hall	5	2	2	4	5	4	0	0	Marek Zidlicky	4	0	3	3	0	0	0	0
Tom Gilbert	6	0	3	3	2	2	0	0	Kyle Brodziak	6	1	1	2	-1	4	1	0
Ladislav Smid	6	1	1	2	4	4	0	0	Matt Cullen	6	1	1	2	1	0	0	0
Eric Belanger	6	0	2	2	-2	0	0	0	Jared Spurgeon	5	0	2	2	-2	0	0	0
Ryan Jones	6	1	0	1	-2	4	0	0	Greg Zanon	4	0	2	2	2	4	0	0
Lennart Petrell	5	1	0	1	1	15	0	1	Jarod Palmer	2	1	0	1	-1	0	0	0
Theo Peckham	5	0	1	1	1	10	0	0	Marco Scandella	6	0	1	1	-6	0	0	0
Sam Gagner	4	0	1	1	-2	6	0	0	Nick Johnson	4	0	1	1	-1	2	0	0
Ales Hemsky	4	0	1	1	0	0	0	0	Guillaume Latendresse	2	0	1	0	2	0	0	0
Ryan Whitney	4	0	1	1	0	0	0	0	Cal Clutterbuck	6	0	0	0	2	4	0	0
Ben Eager	3	0	1	1	1	19	0	0	Darroll Powe	6	0	0	0	-3	0	0	0
Corey Potter	3	0	1	1	0	0	0	0	Nick Schultz	6	0	0	0	-3	2	0	0
Andy Sutton	3	0	1	1	1	6	0	0	Brad Staubitz	6	0	0	0	-2	22	0	0
Darcy Hordichuk	5	0	0	0	-1	19	0	0	Clayton Stoner	5	0	0	0	2	2	0	0
Anton Lander	5	0	0	0	1	0	0	0	Colton Gillies	4	0	0	0	0	0	0	0
Jeff Petry	5	0	0	0	-1	0	0	0	Justin Falk	3	0	0	0	-1	4	0	0
Magnus Paajarvi	3	0	0	0	0	0	0	0	Warren Peters	3	0	0	0	-1	2	0	0
Cam Barker	2	0	0	0	1	2	0	0	Brett Bulmer	2	0	0	0	0	0	0	0
Colten Teubert	2	0	0	0	0	2	0	0	Nate Prosser	2	0	0	0	-1	4	0	0
Ryan O'Marra	1	0	0	0	0	0	0	0	Matt Kassian	1	0	0	0	0	0	20	0
Linus Omark	1	0	0	0	0	0	0	0	Mike Lundin	1	0	0	0	0	0	2	0
									David McIntyre	1	0	0	0	0	0	0	0
									Jed Ortmeyer	1	0	0	0	-1	0	0	0
									Jeff Taffe	1	0	0	0	-1	0	0	0

OILERS GOALTENDER	GP	MIN	W-L-OT	SO	GA	SA	SV	GAA	SV%
Nikolai Khabibulin	6	355	2-1-3	0	11	177	166	1.86	.938
Devan Dubnyk	1	19	0-0-0	0	0	8	8	0.00	1.000
WILD GOALTENDER	GP	MIN	W-L-OT	SO	GA	SA	SV	GAA	SV%
Niklas Backstrom	5	314	4-1-0	0	11	144	133	2.10	.924
Josh Harding	1	60	0-1-0	0	4	28	24	4.03	.857

GOALS BY PERIOD	1	2	3	OT	TOTAL	SHOTS BY PERIOD	1	2	3	OT	TOTAL
Oilers	8	5	3	0	16	Oilers	67	52	47	7	173
Wild	2	7	2	0	11	Wild	49	59	71	6	185

POWERPLAY	PPG	ATT	PCT.	PENALTY KILLING	PK	TSH	PCT.
Oilers	3	19	15.8	Oilers	22	24	91.7
Wild	2	24	8.3	Wild	16	19	84.2

# VS. MONTREAL CANADIENS



## MONTREAL CANADIENS

Club de hockey Canadien  
1909, avenue des  
Canadiens-de-Montréal  
Montreal, QC H4B 5G0

## 2013 GAMES VS. MONTREAL

At Edmonton – None  
At Montreal – None

### CLUB DIRECTORY

Owner, President and CEO, Club de hockey Canadien, Bell Centre & evenko.....	Geoff Molson
Executive Vice President and COO.....	Kevin Gilmore
Executive Vice President Hockey and G.M.....	Marc Bergevin
Executive Vice President and CFO.....	Fred Steer
Executive Vice President and G.M., Facilities Ops.....	Alain Gauthier
Senior Vice President, Communications and Community Relations.....	Donald Beauchamp
President, Effix – Advertising and Sponsorship Sales.....	François Seigneur
Executive Vice President & G.M., evenko.....	Jacques Aubé
President, Canadiens Alumni.....	Réjean Houle
Administrative Assistant to COO.....	Carina Houle
Assistant General Managers.....	Larry Carrière, Rick Dudley
Director of Player Personnel.....	Scott Mellanby
Director of Amateur Scouting.....	Trevor Timmins
Director of Hockey Operations.....	Patrick Boivin
Director of Player Development.....	Martin Lapointe
Player Development Coach.....	Patrice Brisebois
Head Coach.....	Michel Therrien
Assistant Coaches.....	Clément Jodoin, Gerard Gallant, Jean-Jacques Daigneault
Assistant and Goaltending Coach.....	Pierre Groulx
Video Coach.....	Mario Leblanc
Team Services & Hockey Admin. Manager.....	Claudine Crépin
Coordinator of Hockey Information.....	Ken Morin
Team Services Coordinator.....	Alain Gagnon
Director of Media Relations.....	Dominic Saillant
Administrative Asst. to the VP Communications.....	Sylvie Lambert
Manager, Research and Translation.....	Carl Lavigne
Communications Coordinator.....	François Marchand
Arena (Capacity).....	Bell Centre (21,273)
Media Relations Phone.....	(514) 932-2582
Media Hotline.....	(514) 989-2835
Team Communications FAX.....	(514) 932-8285
Hockey FAX.....	(514) 989-2717
Press Lounge FAX.....	(514) 932-5258
Community Relations FAX.....	(514) 925-2144
Website.....	www.canadiens.com

## EDMONTON OILERS VS. MONTREAL CANADIENS

### YEARLY RECORD 1979-80 TO 2011-12

SEASON	GP	W	L	T	OTL	GF	GA	PTS	PCT.	AT EDMONTON			AT MONTREAL		
										W-L-T-OTL	GF	GA	W-L-T-OTL	GF	GA
1979-80	4	1	3	0	—	15	19	2	.250	1-1-0-0	8	10	0-2-0-0	7	9
1980-81	4	2	2	0	—	14	13	4	.500	2-0-0-0	13	4	0-2-0-0	1	9
1981-82	3	0	1	2	—	9	12	2	.250	0-1-0-0	3	6	0-0-2-0	6	6
1982-83	3	2	1	0	—	14	9	4	.667	2-0-0-0	12	5	0-1-0-0	2	4
1983-84	3	2	1	0	—	11	5	4	.667	1-0-0-0	6	1	1-1-0-0	5	4
1984-85	3	1	2	0	—	8	10	2	.333	0-2-0-0	3	8	1-0-0-0	5	2
1985-86	3	3	0	0	—	14	9	6	1.000	1-0-0-0	3	2	2-0-0-0	11	7
1986-87	3	3	0	0	—	14	10	6	1.000	2-0-0-0	9	6	1-0-0-0	5	4
1987-88	3	0	3	0	—	6	13	0	.000	0-1-0-0	1	4	0-2-0-0	5	9
1988-89	3	1	2	0	—	10	11	2	.333	1-1-0-0	5	4	0-1-0-0	5	7
1989-90	3	1	1	1	—	13	10	3	.500	1-0-0-0	6	2	0-1-1-0	7	8
1990-91	3	1	2	0	—	5	8	2	.333	0-2-0-0	1	6	1-0-0-0	4	2
1991-92	3	1	2	0	—	3	5	2	.333	1-1-0-0	3	4	0-1-0-0	0	1
1992-93	2	0	2	0	—	6	10	0	.000	0-1-0-0	3	6	0-1-0-0	3	4
1993-94	2	1	1	0	—	7	6	2	.500	1-0-0-0	6	3	0-1-0-0	1	3
1994-95										DID NOT PLAY					
1995-96	2	1	1	0	—	7	9	2	.500	0-1-0-0	1	4	1-0-0-0	6	5
1996-97	2	0	2	0	—	6	8	0	.000	0-1-0-0	4	5	0-1-0-0	2	3
1997-98	2	0	1	1	—	6	8	1	.250	0-1-0-0	3	5	0-0-1-0	3	3
1998-99	3	1	2	0	—	6	8	2	.333	0-2-0-0	2	7	1-0-0-0	4	1
1999-00	2	2	0	0	0	7	5	4	1.000	1-0-0-0	2	1	1-0-0-0	5	4
2000-01	3	1	2	0	0	7	10	2	.333	1-1-0-0	5	5	0-1-0-0	2	5



# VS. MONTREAL CANADIENS

## EDMONTON OILERS VS. MONTREAL CANADIENS

YEARLY RECORD 1979-80 TO 2011-12

SEASON	GP	W	L	T	OTL	GF	GA	PTS	PCT.	AT EDMONTON			AT MONTREAL		
										W-L-T-OTL	GF	GA	W-L-T-OTL	GF	GA
2001-02	2	2	0	0	0	10	7	4	1.000	2-0-0-0	10	7	0-0-0-0	0	0
2002-03	2	1	1	0	0	7	7	2	.500	1-0-0-0	5	4	0-1-0-0	2	3
2003-04	2	1	1	0	0	7	6	2	.500	0-1-0-0	3	4	1-0-0-0	4	2
2004-05	DID NOT PLAY														
2005-06	1	1	0	0	0	5	3	2	1.000	1-0-0-0	5	3	0-0-0-0	0	0
2006-07	1	0	0	0	1	2	3	1	.500	0-0-0-0	0	0	0-0-0-1	2	3
2007-08	DID NOT PLAY														
2008-09	2	1	0	0	1	10	6	3	.500	1-0-0-0	7	2	0-0-0-1	3	4
2009-10	2	1	0	0	1	7	7	2	.500	1-0-0-0	3	2	0-0-0-1	4	5
2010-11	2	2	0	0	0	8	4	4	1.000	1-0-0-0	4	1	1-0-0-0	4	3
2011-12	2	1	1	0	0	6	6	2	.500	0-1-0	3	5	1-0-0	3	1
<b>TOTALS</b>	<b>75</b>	<b>34</b>	<b>34</b>	<b>4</b>	<b>3</b>	<b>250</b>	<b>247</b>	<b>74</b>		<b>22-18-0-0</b>	<b>139</b>	<b>126</b>	<b>12-16-4-3</b>	<b>111</b>	<b>121</b>

## EDMONTON OILERS VS. MONTREAL CANADIENS

2011-12 RESULTS & STATISTICS

AT EDMONTON				WINNING GOAL				AT MONTREAL				WINNING GOAL					
08 Mar '12	EDM 3 vs MTL 5	Lars Eller		08 Nov '11	EDM 3 vs MTL 1	Tom Gilbert											
OILERS	GP	G	A	P	+/-	PIM	PP	SH	CANADIENS	GP	G	A	P	+/-	PIM	PP	SH
Shawn Horcoff	2	1	1	2	1	0	1	0	Max Pacioretty	2	3	1	4	0	0	0	0
Ryan Smyth	2	1	1	2	2	0	0	0	P.K. Subban	2	1	3	4	2	2	1	0
Taylor Hall	2	1	0	1	-2	2	0	0	Tomas Plekanec	2	0	2	2	-2	2	0	0
Ryan Jones	2	1	0	1	1	0	0	1	Lars Eller	2	1	0	1	0	2	0	0
Tom Gilbert	1	1	0	1	2	0	0	0	Tomas Kaberle	1	1	0	1	-1	0	1	0
Linus Omark	1	1	0	1	-1	0	0	0	David Desharnais	2	0	1	1	-1	0	0	0
Ales Hemsky	2	0	1	1	1	0	0	0	Rene Bourque	1	0	1	1	0	0	0	0
Ryan Nugent-Hopkins	2	0	1	1	-2	0	0	0	Scott Gomez	1	0	1	1	1	0	0	0
Corey Potter	2	0	1	1	-1	0	0	0	Ryan White	1	0	1	1	0	0	0	0
Nick Schultz	1	0	1	1	1	2	0	0	Erik Cole	2	0	0	0	-1	2	0	0
Ryan Whitney	1	0	1	1	-1	0	0	0	Alexei Emelin	2	0	0	0	-1	0	0	0
Eric Belanger	2	0	0	0	2	0	0	0	Josh Gorges	2	0	0	0	0	0	0	0
Jordan Eberle	2	0	0	0	-2	0	0	0	Petteri Nokelainen	2	0	0	0	0	0	0	0
Sam Gagner	2	0	0	0	0	2	0	0	Yannick Weber	2	0	0	0	-1	0	0	0
Theo Peckham	2	0	0	0	0	8	0	0	Mike Blunden	1	0	0	0	0	0	0	0
Lennart Petrell	2	0	0	0	0	2	0	0	Mike Cammalleri	1	0	0	0	-2	0	0	0
Jeff Petry	2	0	0	0	0	0	0	0	Chris Campoli	1	0	0	0	0	2	0	0
Ladislav Smid	2	0	0	0	2	0	0	0	Mathieu Darche	1	0	0	0	0	0	0	0
Cam Barker	1	0	0	0	0	2	0	0	Raphael Diaz	1	0	0	0	-1	0	0	0
Ben Eager	1	0	0	0	0	0	0	0	Blake Geoffrion	1	0	0	0	0	0	0	0
Darcy Hordichuk	1	0	0	0	0	0	0	0	Hal Gill	1	0	0	0	0	2	0	0
Anton Lander	1	0	0	0	0	0	0	0	Brian Gionta	1	0	0	0	-1	0	0	0
									Travis Moen	1	0	0	0	0	0	0	0
									Aaron Palushaj	1	0	0	0	1	0	0	0
									Jaroslav Spacek	1	0	0	0	1	0	0	0
									Brad Staubitz	1	0	0	0	0	0	0	0

OILERS GOALTENDER	GP	MIN	W-L-OT	SO	GA	SA	SV	GAA	SV%
Nikolai Khabibulin	2	119	1-1-0	0	5	59	54	2.52	.915
CANADIENS GOALTENDER	GP	MIN	W-L-OT	SO	GA	SA	SV	GAA	SV%
Peter Budaj	1	59	1-0-0	0	3	27	24	3.05	.889
Carey Price	1	59	0-1-0	0	2	13	11	2.02	.846

GOALS BY PERIOD	1	2	3	OT	TOTAL	SHOTS BY PERIOD	1	2	3	OT	TOTAL
Oilers	1	2	3	0	6	Oilers	16	11	14	0	41
Canadiens	1	1	4	0	6	Canadiens	14	21	25	0	60
POWERPLAY	PPG	ATT	PCT.	PENALTY KILLING	PK	TSH	PCT.				
Oilers	1	6	16.7	Oilers	8	10	80.0				
Canadiens	2	10	20.0	Canadiens	5	6	83.3				

# VS. NASHVILLE PREDATORS



## NASHVILLE PREDATORS

Bridgestone Arena  
501 Broadway  
Nashville, TN 37203

## 2013 GAMES VS. NASHVILLE

At Edmonton – March 17  
At Nashville – March 8, March 25

### CLUB DIRECTORY

Owner.....	Predators Holdings LLC
Investor Group.....	Christopher Cigarran, Thomas Cigarran, Joel and Holly Dobberpuhl, David Freeman, Herbert Fritch, DeWitt Thompson V, John Thompson, W. Brett Wilson & Warren Woo
Chairman and Alternate Governor.....	Thomas Cigarran
Governor.....	Joel Dobberpuhl
Pres. of Hockey Ops/G.M./Alt. Gov.....	David Poile
Chief Executive Officer.....	Jeff Cogen
President/COO.....	Sean Henry
Exec. V.P./Chief Sales & Marketing Officer.....	Chris Parker
Exec. V.P., General Counsel and Chief Financial Officer.....	Michelle Kennedy
Sr. V.P., Hockey Communications and P.R. ....	Gerry Helper
Sr. V.P., Corporate Development.....	Chris Junghans
Assistant General Manager.....	Paul Fenton
Director of Hockey Operations.....	Brian Poile
Hockey Operations Manager / Assistant.....	Brandon Walker / Paul Cook
Hockey Operations Advisor.....	Brent Peterson
Head Coach.....	Barry Trotz
Associate Coach.....	Peter Horachek
Assistant Coach.....	Lane Lambert
Goaltending Coach.....	Mitch Korn
Strength and Conditioning Coach.....	David Good
Video Coordinator.....	Lawrence Feloney
Chief Amateur Scout.....	Jeff Kealty
Manager of Hockey Communications.....	Kevin Wilson
Corp. Communications Coord. / Asst.....	Jessica Jones / Jimi Russell
Broadcasting, Sr. Director / Associate Producer.....	Bob Kohl / David White
Arena (Capacity).....	Bridgestone Arena (17,113)
Public Relations Phone.....	(615) 770-2300
Public Relations FAX.....	(615) 770-2309
Ticket Information.....	(615) 770-PUCK
Website.....	www.nashvillepredators.com

## EDMONTON OILERS VS. NASHVILLE PREDATORS

### YEARLY RECORD 1998-99 TO 2011-12

SEASON	GP	W	L	T	OTL	GF	GA	PTS	PCT.	AT EDMONTON			AT NASHVILLE		
										W-L-T-OTL	GF	GA	W-L-T-OTL	GF	GA
1998-99	4	2	1	1	—	11	10	5	.625	2-0-0-0	7	4	0-1-1-0	4	6
1999-00	5	2	2	0	1	14	14	5	.500	1-0-0-1	6	5	1-2-0-0	8	9
2000-01	4	3	1	0	0	14	8	6	.750	1-1-0-0	6	5	2-0-0-0	8	3
2001-02	4	1	2	1	0	10	12	3	.375	0-2-0-0	4	7	1-0-1-0	6	5
2002-03	4	3	0	0	1	13	10	7	.875	1-0-0-1	5	5	2-0-0-0	8	5
2003-04	4	1	2	1	0	11	12	3	.375	1-1-0-0	8	8	0-1-1-0	3	4
2004-05	DID NOT PLAY														
2005-06	4	3	1	0	0	14	8	6	.750	2-0-0-0	7	4	1-1-0-0	7	4
2006-07	4	0	4	0	0	8	16	0	.000	0-2-0-0	3	9	0-2-0-0	5	7
2007-08	4	0	4	0	0	8	19	0	.000	0-2-0-0	2	9	0-2-0-0	6	10
2008-09	4	1	2	0	1	12	13	3		1-1-0-0	6	4	0-1-0-1	6	9
2009-10	4	1	3	0	0	15	16	2		0-2-0-0	6	11	1-1-0-0	9	5
2010-11	4	2	1	0	1	9	7	5		1-0-0-1	4	4	1-1-0-0	5	3
2011-12	4	3	1	0	0	16	8	6		1-1-0-0	4	3	2-0-0-0	12	5
<b>TOTALS</b>	<b>53</b>	<b>22</b>	<b>24</b>	<b>3</b>	<b>4</b>	<b>155</b>	<b>153</b>	<b>51</b>		<b>11-12-0-3</b>	<b>68</b>	<b>78</b>	<b>11-12-3-1</b>	<b>87</b>	<b>75</b>



# VS. NASHVILLE PREDATORS

## EDMONTON OILERS VS. NASHVILLE PREDATORS

### 2011-12 RESULTS & STATISTICS

#### AT EDMONTON

28 Nov '11	EDM 1 vs NSH 2
17 Oct '11	EDM 3 vs NSH 1

#### WINNING GOAL

Nick Spaling
Ryan Smyth

#### AT NASHVILLE

20 Mar '12	EDM 6 vs NSH 3
22 Nov '11	EDM 6 vs NSH 2

#### WINNING GOAL

Ryan Jones
Jordan Eberle

OILERS	GP	G	A	P	+/-	PIM	PP	SH	PREDATORS	GP	G	A	P	+/-	PIM	PP	SH
Ales Hemsky	3	4	2	6	5	0	0	0	Jordin Tootoo	4	1	2	3	0	4	1	0
Shawn Horcoff	4	2	3	5	3	2	1	0	Shea Weber	4	1	2	3	0	6	1	0
Jordan Eberle	4	3	1	4	2	0	0	0	David Legwand	4	2	0	2	0	0	0	0
Ryan Smyth	4	1	3	4	4	2	0	0	Patric Hornqvist	4	1	1	2	-3	0	1	0
Ryan Nugent-Hopkins	4	0	4	4	2	0	0	0	Ryan Suter	4	0	2	2	0	6	0	0
Ryan Jones	4	2	1	3	-2	5	1	0	Mike Fisher	3	0	2	2	-3	0	0	0
Jeff Petry	4	1	2	3	2	4	1	0	Gabriel Bourque	1	0	2	2	1	0	0	0
Sam Gagner	3	1	2	3	3	5	0	0	Sergei Kostitsyn	4	1	0	1	-3	4	0	0
Taylor Hall	2	1	2	3	2	2	1	0	Nick Spaling	4	1	0	1	-2	2	0	0
Eric Belanger	4	0	2	2	0	0	0	0	Jonathon Blum	3	1	0	1	-2	2	0	0
Teemu Hartikainen	1	0	2	2	3	2	0	0	Kevin Klein	4	0	1	1	-3	0	0	0
Darcy Hordichuk	2	1	0	1	1	0	0	0	Craig Smith	4	0	1	1	0	2	0	0
Ladislav Smid	4	0	1	1	5	4	0	0	Martin Erat	3	0	1	1	-1	0	0	0
Ben Eager	3	0	1	1	0	2	0	0	Matt Halischuk	4	0	0	0	-1	5	0	0
Ryan Whitney	2	0	1	1	-2	0	0	0	Jack Hillen	3	0	0	0	-1	0	0	0
Tom Gilbert	3	0	0	0	3	2	0	0	Jerred Smithson	3	0	0	0	-2	2	0	0
Anton Lander	3	0	0	0	-1	0	0	0	Colin Wilson	3	0	0	0	-3	0	0	0
Magnus Paajarvi	3	0	0	0	-1	0	0	0	Francis Bouillon	2	0	0	0	-3	2	0	0
Theo Peckham	3	0	0	0	3	2	0	0	Blake Geoffrion	2	0	0	0	0	0	0	0
Lennart Petrell	3	0	0	0	0	0	0	0	Brian McGrattan	2	0	0	0	-2	0	0	0
Corey Potter	2	0	0	0	3	0	0	0	Ryan Ellis	1	0	0	0	-4	0	0	0
Colten Teubert	2	0	0	0	1	6	0	0	Hal Gill	1	0	0	0	-3	0	0	0
Cam Barker	1	0	0	0	0	0	0	0	Roman Josi	1	0	0	0	1	2	0	0
Linus Omark	1	0	0	0	0	2	0	0	Andrei Kostitsyn	1	0	0	0	-1	0	0	0
Alex Plante	1	0	0	0	0	2	0	0	Teemu Laakso	1	0	0	0	1	0	0	0
Nick Schultz	1	0	0	0	-1	0	0	0	Cal O'Reilly	1	0	0	0	-1	0	0	0
Andy Sutton	1	0	0	0	0	2	0	0	Brandon Yip	1	0	0	0	-2	0	0	0

OILERS GOALTENDER	GP	MIN	W-L-OT	SO	GA	SA	SV	GAA	SV%
Devan Dubnyk	2	119	2-0-0	0	5	76	71	2.51	.934
Nikolai Khabibulin	2	118	1-1-0	0	3	43	40	1.52	.930
PREDATORS GOALTENDER	GP	MIN	W-L-OT	SO	GA	SA	SV	GAA	SV%
Anders Lindback	3	139	1-1-0	0	6	49	43	2.59	.878
Pekka Rinne	3	100	0-2-0	0	8	44	36	4.82	.818

GOALS BY PERIOD	1	2	3	OT	TOTAL	SHOTS BY PERIOD	1	2	3	OT	TOTAL
Oilers	6	3	7	0	16	Oilers	34	29	32	0	95
Predators	1	3	4	0	8	Predators	22	55	42	0	119

POWERPLAY	PPG	ATT	PCT.	PENALTY KILLING	PK	TSH	PCT.
Oilers	4	13	30.8	Oilers	16	19	84.2
Predators	3	19	15.8	Predators	9	13	69.2

# VS. NEW JERSEY DEVILS



## NEW JERSEY DEVILS

Prudential Center  
25 Lafayette Street  
Newark, NJ 07102

## 2013 GAMES VS. NEW JERSEY

At Edmonton – None  
At New Jersey – None

### CLUB DIRECTORY

Owners .....	Jeff Vanderbeek, Mike Gilfillan, Peter Simon
Chairman/Managing Partner.....	Jeff Vanderbeek
Vice Chairman.....	Mike Gilfillan
President/CEO/General Manager.....	Lou Lamoriello
Exec. Vice President, Hockey Ops/Director, Scouting.....	David Conte
Exec. Vice President, Operations.....	Peter McMullen
Sr. Vice President, Hockey Ops/General Manager, Albany/Scout.....	Chris Lamoriello
Senior Vice President, Communications.....	Mike Levine
Vice President, Hockey Operations.....	Stephen Pellegrini
Head Coach.....	Peter DeBoer
Assistant Coaches.....	Scott Stevens, Dave Barr, Matt Shaw
Goaltending Coach.....	Chris Terreri
Special Assignment Coaches.....	Jacques Laperriere, Jacques Lemaire
Assistant Director, Scouting.....	Claude Carrier
Hockey Operations Video Coordinator.....	Taran Singleton
Video Assistant.....	Matthew DeMado
Director, Communications.....	Pete Albitz
Director, Website Content.....	Eric Marin
Assistant Director, Communications.....	Daniel Beam
Arena (Capacity).....	Prudential Center (17,625)
Public Relations Phone.....	(973) 757-6100
Public Relations FAX.....	(973) 757-6399
Website.....	<a href="http://www.newjerseydevils.com">www.newjerseydevils.com</a>

## EDMONTON OILERS VS. NEW JERSEY DEVILS

### YEARLY RECORD 1979-80 TO 2011-12

SEASON	GP	W	L	T	OTL	GF	GA	PTS	PCT.	AT EDMONTON			AT NEW JERSEY		
										W-L-T-OTL	GF	GA	W-L-T-OTL	GF	GA
1979-80*	4	2	2	0	—	15	13	4	.500	2-0-0-0	10	5	0-2-0-0	5	8
1980-81*	4	0	3	1	—	10	14	1	.125	0-1-1-0	6	7	0-2-0-0	4	7
1981-82*	8	5	2	1	—	41	32	11	.688	3-1-0-0	23	16	2-1-1-0	18	16
1982-83	3	3	0	0	—	19	8	6	1.000	1-0-0-0	10	4	2-0-0-0	9	4
1983-84	3	2	0	1	—	21	11	5	.833	1-0-1-0	16	7	1-0-0-0	5	4
1984-85	3	2	1	0	—	9	9	4	.667	1-0-0-0	4	2	1-1-0-0	5	7
1985-86	3	3	0	0	—	16	12	6	1.000	2-0-0-0	10	8	1-0-0-0	6	4
1986-87	3	2	1	0	—	16	14	4	.667	1-0-0-0	7	4	1-1-0-0	9	10
1987-88	3	1	2	0	—	20	19	2	.333	1-1-0-0	15	13	0-1-0-0	5	6
1988-89	3	1	2	0	—	5	7	2	.333	0-1-0-0	2	4	1-1-0-0	3	3
1989-90	2	0	1	2	—	9	12	2	.333	0-1-1-0	7	10	0-0-1-0	2	2
1990-91	3	2	1	0	—	11	9	4	.667	0-1-0-0	2	5	2-0-0-0	9	4
1991-92	3	1	1	1	—	8	8	3	.500	0-1-1-0	3	5	1-0-0-0	5	3
1992-93	2	1	1	0	—	7	9	2	.500	1-0-0-0	6	4	0-1-0-0	1	5
1993-94	2	0	1	1	—	5	8	1	.250	0-0-1-0	3	3	0-1-0-0	2	5
1994-95										DID NOT PLAY					
1995-96	2	2	0	0	—	5	2	4	1.000	1-0-0-0	2	1	1-0-0-0	3	1
1996-97	2	0	2	0	—	3	9	0	.000	0-1-0-0	2	3	0-1-0-0	1	6
1997-98	2	0	1	1	—	3	5	1	.250	0-0-1-0	1	1	0-1-0-0	2	4
1998-99	2	1	1	0	—	5	6	2	.500	0-1-0-0	1	4	1-0-0-0	4	2
1999-00	1	1	0	0	0	3	1	2	1.000	0-0-0-0	0	0	1-0-0-0	3	1
2000-01	1	0	0	0	1	5	6	1	.500	0-0-0-1	5	6	0-0-0-0	0	0
2001-02	2	0	1	1	0	4	5	1	.250	0-1-0-0	1	2	0-0-1-0	3	3
2002-03	1	1	0	0	0	6	3	2	1.000	0-0-0-0	0	0	1-0-0-0	6	3
2003-04	1	0	0	0	1	2	3	1	.500	0-0-0-0	0	0	0-0-0-1	2	3
2004-05										DID NOT PLAY					



## EDMONTON OILERS VS. NEW JERSEY DEVILS

YEARLY RECORD 1979-80 TO 2011-12

SEASON	GP	W	L	T	OTL	GF	GA	PTS	PCT.	AT EDMONTON			AT NEW JERSEY		
										W-L-T-OTL	GF	GA	W-L-T-OTL	GF	GA
2005-06	1	0	0	0	1	1	2	1	.500	0-0-0-0	0	0	0-0-0-1	1	2
2006-07	DID NOT PLAY														
2007-08	1	0	1	0	0	1	3	0	.000	0-1-0-0	1	3	0-0-0-0	0	0
2008-09	1	1	0	0	0	2	1	2		0-0-0-0	0	0	1-0-0-0	2	1
2009-10	1	1	0	0	0	2	0	2		1-0-0-0	2	0	0-0-0-0	0	0
2010-11	1	0	1	0	1	3	4	1		0-0-0-0	0	0	0-0-0-1	3	4
2011-12	1	0	0	0	1	1	2	1		0-0-1	1	2	0-0-0-0	-	-
<b>TOTALS</b>	<b>70</b>	<b>32</b>	<b>25</b>	<b>9</b>	<b>5</b>	<b>258</b>	<b>237</b>	<b>78</b>		<b>15-11-6-2</b>	<b>140</b>	<b>119</b>	<b>17-13-3-3</b>	<b>118</b>	<b>118</b>
<b>NJ DEVILS</b>	<b>54</b>	<b>25</b>	<b>18</b>	<b>7</b>	<b>5</b>	<b>192</b>	<b>178</b>	<b>62</b>		<b>10-9-5-2</b>	<b>101</b>	<b>91</b>	<b>15-8-2-3</b>	<b>91</b>	<b>87</b>
<b>COLORADO</b>	<b>16</b>	<b>7</b>	<b>7</b>	<b>2</b>	<b>0</b>	<b>66</b>	<b>59</b>	<b>16</b>	<b>.500</b>	<b>5-2-1-0</b>	<b>39</b>	<b>28</b>	<b>2-5-1-0</b>	<b>27</b>	<b>31</b>

\* Franchise in Denver from 1979-80 to 1981-82. Moved to New Jersey for 1982-83 season.

## EDMONTON OILERS VS. NEW JERSEY DEVILS

2011-12 RESULTS & STATISTICS

AT EDMONTON

WINNING GOAL

11 Jan '12 EDM 1 vs NJ 2 (OT) Zach Parise

OILERS	GP	G	A	P	+/-	PIM	PP	SH	DEVILS	GP	G	A	P	+/-	PIM	PP	SH
Ales Hemsky	1	1	0	1	-1	0	1	0	Ilya Kovalchuk	1	1	1	2	1	0	0	1
Taylor Hall	1	0	1	1	0	0	0	0	Zach Parise	1	1	0	1	0	4	1	0
Corey Potter	1	0	1	1	0	2	0	0	Patrik Elias	1	0	1	1	0	2	0	0
Eric Belanger	1	0	0	0	-1	0	0	0	Eric Boulton	1	0	0	0	0	0	0	0
Ben Eager	1	0	0	0	0	0	0	0	Ryan Carter	1	0	0	0	1	2	0	0
Sam Gagner	1	0	0	0	0	0	0	0	David Clarkson	1	0	0	0	0	2	0	0
Shawn Horcoff	1	0	0	0	0	0	0	0	Mark Fayne	1	0	0	0	0	0	0	0
Darcy Hordichuk	1	0	0	0	0	0	0	0	Kurtis Foster	1	0	0	0	0	0	0	0
Ryan Jones	1	0	0	0	-1	0	0	0	Adam Henrique	1	0	0	0	0	0	0	0
Milan Kytnar	1	0	0	0	0	0	0	0	Cam Janssen	1	0	0	0	0	0	0	0
Anton Lander	1	0	0	0	0	0	0	0	Adam Larsson	1	0	0	0	0	0	0	0
Magnus Paajarvi	1	0	0	0	-1	0	0	0	Bryce Salvador	1	0	0	0	1	0	0	0
Theo Peckham	1	0	0	0	0	0	0	0	Petr Sykora	1	0	0	0	0	0	0	0
Jeff Petry	1	0	0	0	-1	0	0	0	Henrik Tallinder	1	0	0	0	0	0	0	0
Ladislav Smid	1	0	0	0	0	0	0	0	Mattias Tedenby	1	0	0	0	0	0	0	0
Ryan Smyth	1	0	0	0	0	2	0	0	Anton Volchenkov	1	0	0	0	1	0	0	0
Andy Sutton	1	0	0	0	0	0	0	0	Steven Zalewski	1	0	0	0	0	0	0	0
Colten Teubert	1	0	0	0	0	0	0	0	Dainius Zubrus	1	0	0	0	0	0	0	0

OILERS GOALTENDER	GP	MIN	W-L-OT	SO	GA	SA	SV	GAA	SV%
Nikolai Khabibulin	1	61	0-0-1	0	2	25	23	1.96	.920

DEVILS GOALTENDER	GP	MIN	W-L-OT	SO	GA	SA	SV	GAA	SV%
Johan Hedberg	1	61	1-0-0	0	1	23	22	0.98	.957

GOALS BY PERIOD	1	2	3	OT	TOTAL	SHOTS BY PERIOD	1	2	3	OT	TOTAL
Oilers	0	0	1	0	1	Oilers	9	6	8	0	23
Devils	0	1	0	1	2	Devils	4	10	9	2	25

POWERPLAY	PPG	ATT	PCT.	PENALTY KILLING	PK	TSH	PCT.
Oilers	1	5	20.0	Oilers	1	2	50.0
Devils	1	2	50.0	Devils	4	5	80.0

# VS. NEW YORK ISLANDERS



## NEW YORK ISLANDERS

Nassau Veterans' Memorial Coliseum  
Executive Office: 1255 Hempstead Turnpike  
Uniondale, NY 11553

## 2013 GAMES VS.

### NY ISLANDERS

At Edmonton – None  
At NY Islanders – None

## CLUB DIRECTORY

Owner and Governor.....	Charles B. Wang
General Manager and Alternate Governor.....	Garth Snow
Alternate Governors.....	Art McCarthy, Roy Reichbach
Sr. Vice President & Alternate Governor.....	Michael Picker
Sr. Vice President of Marketing and Sales.....	Paul Lancey
President of Bridgeport Sound Tigers (AHL).....	Howard Saffan
Manager, Hockey Administration.....	Joanne Holewa
Director of Pro Scouting.....	Ken Morrow
Sr. Advisor to the G.M. & Assistant Coach.....	Doug Weight
Assistant to the General Manager.....	Kerry Gwydir
Head Coach.....	Jack Capuano
Assistant Coach.....	Brent Thompson
Director of Sports Performance.....	Sean Donellan
Goaltending Coach.....	Mike Dunham
Skill Development Coach.....	Bernie Cassell
Player Development.....	Eric Cairns, Geoff Sanderson
Strength and Conditioning Coach.....	Derrek Douglas
Chief European Scout.....	Vellu-Pekka Kautonen
Director of Communications.....	Kimber Auerbach
Communications Coordinator.....	Jesse Eisenberg
Arena (Capacity).....	Nassau Veteran's Memorial Coliseum(16,234)
Public Relations Phone.....	(516) 501-6700
Public Relations FAX.....	(516) 501-6850
Website.....	www.newyorkislanders.com

## EDMONTON OILERS VS. NEW YORK ISLANDERS

### YEARLY RECORD 1979-80 TO 2011-12

SEASON	GP	W	L	T	OTL	GF	GA	PTS	PCT.	AT EDMONTON			AT NY ISLANDERS		
										W-L-T-OTL	GF	GA	W-L-T-OTL	GF	GA
1979-80	4	2	1	1	—	19	17	5	.675	2-0-0-0	12	8	0-1-1-0	7	9
1980-81	4	0	2	2	—	15	21	2	.250	0-2-0-0	2	8	0-0-2-0	13	13
1981-82	3	1	1	1	—	12	12	3	.500	1-0-0-0	4	3	0-1-1-0	8	9
1982-83	3	0	3	0	—	8	14	0	.000	0-2-0-0	6	10	0-1-0-0	2	4
1983-84	3	0	3	0	—	10	17	0	.000	0-1-0-0	2	4	0-2-0-0	8	13
1984-85	3	2	0	1	—	16	12	5	.833	1-0-1-0	9	7	1-0-0-0	7	5
1985-86	3	1	0	2	—	14	12	4	.667	1-0-0-0	6	4	0-0-2-0	8	8
1986-87	3	2	0	1	—	13	6	5	.833	1-0-1-0	10	4	1-0-0-0	3	2
1987-88	3	1	2	0	—	11	9	2	.333	1-0-0-0	5	1	0-2-0-0	6	8
1988-89	3	2	1	0	—	11	8	4	.667	2-0-0-0	8	3	0-1-0-0	3	5
1989-90	2	1	0	2	—	15	10	4	.667	0-0-1-0	5	5	1-0-1-0	10	5
1990-91	3	3	0	0	—	11	3	6	1.000	2-0-0-0	5	2	1-0-0-0	6	1
1991-92	3	3	0	0	—	13	7	6	1.000	2-0-0-0	9	5	1-0-0-0	4	2
1992-93	3	0	2	1	—	8	16	1	.167	0-0-1-0	5	5	0-2-0-0	3	11
1993-94	2	1	0	1	—	9	5	3	.750	1-0-0-0	5	1	0-0-1-0	4	4
1994-95									DID NOT PLAY						
1995-96	2	1	1	0	—	4	3	2	.500	1-0-0-0	4	1	0-1-0-0	0	2
1996-97	2	1	1	0	—	2	8	2	.500	0-1-0-0	1	0	0-1-0-0	1	8
1997-98	2	0	1	1	—	5	7	1	.250	0-1-0-0	1	3	0-0-1-0	4	4
1998-99	1	1	0	0	—	4	2	2	1.000	0-0-0-0	0	0	1-0-0-0	4	2
1999-00	2	1	0	1	0	8	6	3	.750	0-0-1-0	4	4	1-0-0-0	4	2
2000-01	1	0	1	0	0	2	4	0	.000	0-1-0-0	2	4	0-0-0-0	0	0
2001-02	1	0	1	0	0	1	4	0	.000	0-0-0-0	0	0	0-1-0-0	1	4
2002-03	2	0	2	0	0	4	9	0	.000	0-1-0-0	2	5	0-1-0-0	2	4
2003-04	1	0	1	0	0	2	3	0	.000	0-0-0-0	0	0	0-1-0-0	2	3
2004-05									DID NOT PLAY						





# VS. NEW YORK ISLANDERS

## EDMONTON OILERS VS. NEW YORK ISLANDERS

### YEARLY RECORD 1979-80 TO 2011-12

SEASON	GP	W	L	T	OTL	GF	GA	PTS	PCT.	AT EDMONTON			AT NY ISLANDERS		
										W-L-T-OTL	GF	GA	W-L-T-OTL	GF	GA
2005-06	1	0	0	0	1	2	3	1	.500	0-0-0-0	0	0	0-0-0-1	2	3
2006-07										DID NOT PLAY					
2007-08	1	1	0	0	0	4	0	2	1.000	1-0-0-0	4	0	0-0-0-0	0	0
2008-09	1	1	0	0	0	3	2	2		1-0-0-0	3	2	0-0-0-0	0	0
2009-10	1	0	1	0	0	1	3	0		0-0-0-0	0	0	0-1-0-0	1	3
2010-11	1	1	0	0	0	2	1	2		1-0-0-0	2	1	0-0-0-0	0	0
2011-12	1	0	1	0	0	1	4	0		0-0-0-0	0	0	0-1-0-0	1	4
<b>TOTALS</b>	<b>66</b>	<b>26</b>	<b>25</b>	<b>14</b>	<b>1</b>	<b>230</b>	<b>228</b>	<b>67</b>		<b>19-8-5-0</b>	<b>116</b>	<b>90</b>	<b>7-17-9-1</b>	<b>114</b>	<b>138</b>

## EDMONTON OILERS VS. NEW YORK ISLANDERS

### 2011-12 RESULTS & STATISTICS

#### AT NEW YORK ISLANDERS

#### WINNING GOAL

31 Dec '11 EDM 1 vs NYI 4 Matt Moulson

OILERS	GP	G	A	P +/-	PIM	PP	SH	ISLANDERS	GP	G	A	P +/-	PIM	PP	SH
Sam Gagner	1	1	0	1	1	0	0	Matt Moulson	1	1	2	3	1	0	0
Corey Potter	1	0	1	1	-1	0	0	PA Parenteau	1	1	1	2	0	0	1
Andy Sutton	1	0	1	1	-1	0	0	John Tavares	1	1	1	2	0	0	1
Eric Belanger	1	0	0	0	1	0	0	Matt Martin	1	1	0	1	1	0	0
Ben Eager	1	0	0	0	0	16	0	Josh Bailey	1	0	1	1	1	0	0
Jordan Eberle	1	0	0	0	-2	0	0	Michael Grabner	1	0	1	1	1	0	0
Tom Gilbert	1	0	0	0	0	0	0	Frans Nielsen	1	0	1	1	0	0	0
Taylor Hall	1	0	0	-2	0	0	0	Kyle Okposo	1	0	1	1	0	0	0
Ales Hemsky	1	0	0	0	0	0	0	Mark Eaton	1	0	0	0	1	0	0
Shawn Horcoff	1	0	0	0	-1	0	0	Travis Hamonic	1	0	0	0	1	0	0
Darcy Hordichuk	1	0	0	0	0	0	0	Milan Jurcina	1	0	0	0	1	0	0
Ryan Jones	1	0	0	1	0	0	0	Andrew MacDonald	1	0	0	0	1	0	0
Anton Lander	1	0	0	0	0	0	0	Nino Niederreiter	1	0	0	0	-1	0	0
Ryan Nugent-Hopkins	1	0	0	0	-1	0	0	Marty Reasoner	1	0	0	0	0	0	0
Theo Peckham	1	0	0	0	0	0	0	Brian Rolston	1	0	0	0	0	0	0
Jeff Petry	1	0	0	0	0	0	0	Steve Staios	1	0	0	0	-1	4	0
Ladislav Smid	1	0	0	0	0	0	0	Mark Streit	1	0	0	0	-1	4	0
Ryan Smyth	1	0	0	0	0	0	0	Tim Wallace	1	0	0	0	0	0	0

OILERS GOALTENDER	GP	MIN	W-L-OT	SO	GA	SA	SV	GAA	SV%
Devan Dubnyk	1	60	0-1-0	0	4	29	25	4.00	.862
ISLANDERS GOALTENDER	GP	MIN	W-L-OT	SO	GA	SA	SV	GAA	SV%
Evgeni Nabokov	1	60	1-0-0	0	1	29	28	1.00	.966

GOALS BY PERIOD	1	2	3	OT	TOTAL	SHOTS BY PERIOD	1	2	3	OT	TOTAL
Oilers	1	0	0	0	1	Oilers	11	10	8	0	29
Islanders	2	2	0	0	4	Islanders	7	6	16	0	29

POWERPLAY	PPG	ATT	PCT.	PENALTY KILLING	PK	TSH	PCT.
Oilers	0	4	00.0	Oilers	1	3	33.3
Islanders	2	3	66.7	Islanders	4	4	100.0

# VS. NEW YORK RANGERS



**NEW YORK RANGERS**  
 Madison Square Garden  
 Two Pennsylvania Plaza, 14th Floor  
 New York, NY 10121

**2013 GAMES VS.  
 NY RANGERS**  
 At Edmonton – None  
 At NY Rangers – None

## CLUB DIRECTORY

Exec. Chairman, The Madison Square Garden Company.....	James L. Dolan
President & CEO, The Madison Square Garden Company.....	Hank J. Ratner
President, MSG Sports.....	Scott O'Neil
President and G.M.....	Glen Sather
Executive V.P., Marketing & Sales.....	Howard Jacobs
Executive V.P., Revenue Performance, MSG Sports.....	Greg Economou
Sr. V.P., Finance & Controller.....	John Cudmore
Deputy General Counsel & Sr. V.P., Legal & Business Affairs – Team Ops.....	Marc Schoenfeld
Sr. V.P., Marketing.....	Janet Duch
Sr. V.P., Sports Team Operations.....	Mark Piazza
Sr. V.P., Legal & Business Affairs – Sports Ops.....	John Master
V.P., Public Relations and Player Recruitment.....	John Rosasco
Asst. G.M., Player Personnel, Assistant Coach and G.M. – Connecticut Whale.....	Jim Schoenfeld
Asst. G.M.....	Jeff Gorton
Special Assistant to the President.....	Mark Messier
Head Coach.....	John Tortorella
Assistant Coach.....	Mike Sullivan
Assistant Coach and Goaltending Coach.....	Benoit Allaire
Video Coach.....	Jerry Dineen
Director, Player Personnel.....	Gordie Clark
Director, Professional Scouting.....	Kevin Maxwell
Hockey Consultant.....	Doug Risebrough
Hockey and Business Operations.....	Adam Graves
Head Professional Scout, Europe.....	Anders Hedberg
Manager, MSG Training Center Operations.....	Alex Case
V.P., Sports Team Operations.....	Jason Vogel
Administrator, Sports Team Operations.....	Brian Wendth
Coordinator, Sports Team Ops and Integrated Marketing.....	Caroline Giglio
Exec. Admin. Assistant to the President, MSG Sports.....	Denise Krieg
Managers, Scouting / Hockey Administration.....	Victor Saljanin / Rachel Stamper
V.P., Business Public Relations.....	Stacey Escudero
V.P., Publicity, Sports Teams.....	Kaley Hoffman
Public Relations, Director / Manager / Coordinator.....	Brendan McIntyre / Maggie Tadros / Dino Ticinelli
Arena (Capacity).....	Madison Square Garden (18,200)
Public Relations Phone.....	(212) 465-6486
Public Relations FAX.....	(212) 465-6494
Website.....	<a href="http://www.newyorkrangers.com">www.newyorkrangers.com</a>

## EDMONTON OILERS VS. NEW YORK RANGERS

### YEARLY RECORD 1979-80 TO 2011-12

SEASON	GP	W	L	T	OTL	GF	GA	PTS	PCT.	AT EDMONTON			AT NY RANGERS		
										W-L-T-OTL	GF	GA	W-L-T-OTL	GF	GA
1979-80	4	1	3	0	–	9	22	2	.250	1-1-0-0	6	8	0-2-0-0	3	14
1980-81	4	1	2	1	–	14	19	3	.375	0-2-0-0	5	12	1-0-1-0	9	7
1981-82	3	3	0	0	–	18	10	6	1.000	1-0-0-0	8	3	2-0-0-0	10	6
1982-83	3	3	0	0	–	15	4	6	1.000	2-0-0-0	8	2	1-0-0-0	7	2
1983-84	3	2	1	0	–	16	11	4	.667	0-1-0-0	2	3	2-0-0-0	14	8
1984-85	3	1	1	1	–	15	12	3	.500	1-0-1-0	8	4	0-1-0-0	7	8
1985-86	3	1	2	0	–	9	11	2	.333	0-1-0-0	4	5	1-1-0-0	5	6
1986-87	3	3	0	0	–	20	14	6	1.000	2-0-0-0	12	8	1-0-0-0	8	6
1987-88	3	2	1	0	–	15	14	4	.667	1-0-0-0	7	2	1-1-0-0	8	12
1988-89	3	2	1	0	–	15	10	4	.667	1-1-0-0	12	9	1-0-0-0	3	1
1989-90	3	0	2	1	–	8	12	1	.167	0-1-0-0	3	4	0-1-1-0	5	8
1990-91	3	1	1	1	–	9	9	3	.500	1-1-0-0	7	7	0-0-1-0	2	2
1991-92	2	1	1	0	–	5	6	2	.500	0-1-0-0	1	3	1-0-0-0	4	3
1992-93	2	1	1	0	–	4	4	2	.500	0-1-0-0	0	1	1-0-0-0	4	3
1993-94	2	0	1	1	–	4	6	1	.250	0-1-0-0	3	5	0-0-1-0	1	1
1994-95	DID NOT PLAY														
1995-96	2	1	1	0	–	7	9	2	.500	0-1-0-0	3	8	1-0-0-0	4	1



# VS. NEW YORK RANGERS

## EDMONTON OILERS VS. NEW YORK RANGERS

YEARLY RECORD 1979-80 TO 2011-12

SEASON	GP	W	L	T	OTL	GF	GA	PTS	PCT.	AT EDMONTON			AT NY RANGERS		
										W-L-T-OTL	GF	GA	W-L-T-OTL	GF	GA
1996-97	2	1	0	1	—	7	6	3	.750	1-0-0-0	3	2	0-0-1-0	4	4
1997-98	2	0	0	2	—	5	5	2	.500	0-0-1-0	3	3	0-0-1-0	2	2
1998-99	2	0	2	0	—	3	5	0	.000	0-1-0-0	1	2	0-1-0-0	2	3
1999-00	2	0	0	1	1	2	3	2	.500	0-0-1-0	1	1	0-0-0-1	1	2
2000-01	1	0	1	0	0	3	4	0	.000	0-0-0-0	0	0	0-1-0-0	3	4
2001-02	1	1	0	0	0	4	1	2	1.000	1-0-0-0	4	1	0-0-0-0	0	0
2002-03	1	0	1	0	0	2	5	0	.000	0-0-0-0	0	0	0-1-0-0	2	5
2003-04	1	1	0	0	0	5	4	2	1.000	0-0-0-0	0	0	1-0-0-0	5	4
2004-05	DID NOT PLAY														
2005-06	1	0	0	0	1	4	5	1	.500	0-0-0-0	0	0	0-0-0-1	4	5
2006-07	DID NOT PLAY														
2007-08	1	1	0	0	0	3	2	2	1.000	1-0-0-0	3	2	0-0-0-0	0	0
2008-09	1	1	0	0	0	2	2	2	1.000	0-0-0-0	0	0	1-0-0-0	2	2
2009-10	1	0	1	0	0	2	4	0	0	0-1-0-0	2	4	0-0-0-0	0	0
2010-11	1	0	1	0	0	2	8	0	0	0-0-0-0	0	0	0-1-0-0	2	8
2011-12	1	1	0	0	0	2	0	2	0	1-0-0-0	2	0	0-0-0-0	0	0
<b>TOTALS</b>	<b>64</b>	<b>29</b>	<b>24</b>	<b>9</b>	<b>2</b>	<b>229</b>	<b>227</b>	<b>69</b>		<b>14-14-3-0</b>	<b>108</b>	<b>100</b>	<b>15-10-6-2</b>	<b>121</b>	<b>127</b>

## EDMONTON OILERS VS. NEW YORK RANGERS

### 2011-12 RESULTS & STATISTICS

#### AT EDMONTON

22 Oct '11 EDM 2 vs NYI 0

#### WINNING GOAL

Ryan Nugent-Hopkins

OILERS	GP	G	A	P	+/-	PIM	PP	SH	RANGERS	GP	G	A	P	+/-	PIM	PP	SH
Ryan Nugent-Hopkins	1	1	1	2	1	0	0	0	Artem Anisimov	1	0	0	0	0	0	0	0
Jordan Eberle	1	0	2	2	1	0	0	0	Brendan Bell	1	0	0	0	-1	0	0	0
Corey Potter	1	1	0	1	1	2	1	0	Brian Boyle	1	0	0	0	-1	0	0	0
Taylor Hall	1	0	1	1	1	2	0	0	Ryan Callahan	1	0	0	0	0	0	0	0
Cam Barker	1	0	0	0	0	0	0	0	Erik Christensen	1	0	0	0	0	0	0	0
Eric Belanger	1	0	0	0	0	0	0	0	Michael Del Zotto	1	0	0	0	0	0	0	0
Ben Eager	1	0	0	0	0	0	0	0	Brandon Dubinsky	1	0	0	0	0	2	0	0
Sam Gagner	1	0	0	0	0	0	0	0	Steve Eminger	1	0	0	0	-1	0	0	0
Tom Gilbert	1	0	0	0	0	0	0	0	Tim Erixon	1	0	0	0	0	0	0	0
Shawn Horcoff	1	0	0	0	0	0	0	0	Ruslan Fedotenko	1	0	0	0	-1	0	0	0
Ryan Jones	1	0	0	0	0	0	0	0	Marian Gaborik	1	0	0	0	0	2	0	0
Anton Lander	1	0	0	0	0	0	0	0	Dan Girardi	1	0	0	0	0	0	0	0
Magnus Paajarvi	1	0	0	0	0	0	0	0	Ryan McDonagh	1	0	0	0	0	0	0	0
Lennart Petrell	1	0	0	0	0	0	0	0	Kris Newbury	1	0	0	0	0	2	0	0
Ladislav Smid	1	0	0	0	0	0	0	0	Brandon Prust	1	0	0	0	-1	5	0	0
Ryan Smyth	1	0	0	0	0	0	0	0	Brad Richards	1	0	0	0	0	0	0	0
Andy Sutton	1	0	0	0	0	9	0	0	Mike Rupp	1	0	0	0	0	2	0	0
Ryan Whitney	1	0	0	0	1	0	0	0	Derek Stepan	1	0	0	0	0	0	0	0

OILERS GOALTENDER	GP	MIN	W-L-OT	SO	GA	SA	SV	GAA	SV%
Nikolai Khabibulin	1	60	1-0-0	1	0	19	19	0.00	1.000
RANGERS GOALTENDER	GP	MIN	W-L-OT	SO	GA	SA	SV	GAA	SV%
Martin Biron	1	10	0-0-0	0	0	3	3	0.00	1.000
Henrik Lundqvist	1	48	0-1-0	0	2	24	22	2.48	.917

GOALS BY PERIOD	1	2	3	OT	TOTAL	SHOTS BY PERIOD	1	2	3	OT	TOTAL
Oilers	0	1	1	0	2	Oilers	11	9	7	0	27
Rangers	0	0	0	0	0	Rangers	4	7	8	0	19

POWERPLAY	PPG	ATT	PCT.	PENALTY KILLING	PK	TSH	PCT.
Oilers	1	4	25.0	Oilers	5	5	100.0
Rangers	0	5	00.0	Rangers	3	4	75.0

# VS. OTTAWA SENATORS



## OTTAWA SENATORS

Scotiabank Place  
1000 Palladium Drive  
Ottawa, ON K2V 1A5

## 2013 GAMES VS. OTTAWA

At Edmonton – None  
At Ottawa – None

### CLUB DIRECTORY

Owner, Governor and Chairman.....	Eugene Melnyk
President and Alternate Governor.....	Cyril Leeder
Exec. V.P., CFO and Alternate Governor.....	Erin Crowe
Exec. V.P., G.M. and Alternate Governor.....	Bryan Murray
V.P. and Executive Director, Scotiabank Place.....	Tom Conroy
Exec. Assistant to the President.....	Kathy Downs
Exec. Assistant to the Exec. V.P. and CFO.....	Colette Hiscott
Assistant General Manager.....	Tim Murray
Director of Player Personnel.....	Pierre Dorion
Director of Hockey Operations and Player Development.....	Randy Lee
Manager of Hockey Administration.....	Allison Vaughan
Head Coach.....	Paul MacLean
Assistant Coaches.....	Dave Cameron, Mark Reeds, Rick Wamsley
Video Coach.....	Tim Pattysyn
Conditioning Coach.....	Chris Schwarz
Manager, Team Services.....	Jordan Silmser
Director, Communications.....	Brian Morris
Communications Coordinator.....	Chris Moore
Writer/Editorial Manager.....	Rob Brodie
Communications & Publications Assistant.....	Amanda Nigh
Vice-President, Broadcast.....	Jim Steel
Arena (Capacity).....	Scotiabank Place (19,153)
Media Relations Phone.....	(613) 599-0250
Media Relations FAX.....	(613) 599-0358
Website.....	www.ottawasenators.com

## EDMONTON OILERS VS. OTTAWA SENATORS

### YEARLY RECORD 1992-93 TO 2011-12

SEASON	GP	W	L	T	OTL	GF	GA	PTS	PCT.	AT EDMONTON			AT OTTAWA		
										W-L-T-OTL	GF	GA	W-L-T-OTL	GF	GA
1992-93	2	1	1	0	—	7	5	2	.500	1-0-0-0	5	2	0-1-0-0	2	3
1993-94	2	0	2	0	—	8	11	0	.000	0-1-0-0	5	7	0-1-0-0	3	4
1994-95	DID NOT PLAY														
1995-96	2	2	0	0	—	6	3	4	1.000	1-0-0-0	3	1	1-0-0-0	3	2
1996-97	2	2	0	0	—	9	2	4	1.000	1-0-0-0	5	2	1-0-0-0	4	0
1997-98	2	2	0	0	—	6	2	4	1.000	1-0-0-0	5	2	1-0-0-0	1	0
1998-99	2	0	0	2	—	3	3	2	.500	0-0-1-0	2	2	0-0-1-0	1	1
1999-00	2	1	0	1	0	7	5	3	.750	1-0-1-0	7	5	0-0-0-0	0	0
2000-01	2	2	0	0	0	9	4	4	1.000	1-0-0-0	4	1	1-0-0-0	5	3
2001-02	1	1	0	0	0	4	1	2	1.000	0-0-0-0	0	0	1-0-0-0	4	1
2002-03	2	0	2	0	0	0	4	0	.000	0-1-0-0	0	2	0-1-0-0	0	2
2003-04	2	1	0	1	0	6	4	3	.750	1-0-0-0	3	1	0-0-1-0	3	3
2004-05	DID NOT PLAY														
2005-06	1	0	1	0	0	3	5	0	.000	0-1-0-0	3	5	0-0-0-0	0	0
2006-07	1	0	0	0	1	3	4	1	.500	0-0-0-0	0	0	0-0-0-1	3	4
2007-08	DID NOT PLAY														
2008-09	2	0	2	0	0	4	7	0		0-1-0-0	2	3	0-1-0-0	2	4
2009-10	2	0	1	0	1	4	8	1		0-1-0-0	1	4	0-0-0-1	3	4
2010-11	2	1	0	0	0	7	6	2		0-1-0-0	3	5	1-0-0-0	4	1
2011-12	2	1	1	0	0	6	8	2		0-1-0-0	2	5	1-0-0-0	4	3
<b>TOTALS</b>	<b>31</b>	<b>14</b>	<b>10</b>	<b>4</b>	<b>2</b>	<b>92</b>	<b>82</b>	<b>34</b>		<b>7-7-2-0</b>	<b>50</b>	<b>47</b>	<b>7-4-2-2</b>	<b>42</b>	<b>35</b>



## EDMONTON OILERS VS. OTTAWA SENATORS

## 2011-12 RESULTS &amp; STATISTICS

## AT EDMONTON

17 Nov '11 EDM 2 vs OTT 5

## WINNING GOAL

Milan Michalek

## AT OTTAWA

11 Feb '12 EDM 4 vs OTT 3 (OT)

## WINNING GOAL

Taylor Hall

OILERS	GP	G	A	P	+/-	PIM	PP	SH	SENATORS	GP	G	A	P	+/-	PIM	PP	SH
Shawn Horcoff	2	1	2	3	-1	0	0	0	Jason Spezza	2	0	4	4	0	0	0	0
Anton Lander	2	1	1	2	0	0	0	1	Milan Michalek	2	2	1	3	0	0	0	0
Magnus Paajarvi	2	1	1	2	1	2	0	0	Erik Karlsson	2	1	2	3	2	0	0	0
Ales Hemsky	2	0	2	2	-2	0	0	0	Bobby Butler	2	0	2	2	1	0	0	0
Ben Eager	2	1	0	1	0	0	0	0	Daniel Alfredsson	2	1	0	1	2	0	0	0
Taylor Hall	2	1	0	1	-2	6	0	0	Kaspars Daugavins	2	1	0	1	1	0	0	0
Ryan Jones	2	1	0	1	1	0	1	0	Colin Greening	2	1	0	1	2	0	0	0
Eric Belanger	2	0	1	1	0	0	0	0	Zenon Konopka	1	1	0	1	2	2	0	0
Tom Gilbert	2	0	1	1	1	0	0	0	Jesse Winchester	1	1	0	1	2	0	0	0
Lennart Petrell	2	0	1	1	-1	0	0	0	Sergei Gonchar	2	0	1	1	0	0	0	0
Jeff Petry	2	0	1	1	-2	0	0	0	Zack Smith	2	0	1	1	1	0	0	0
Ryan Smyth	2	0	1	1	-3	0	0	0	Erik Condra	2	0	0	0	1	0	0	0
Jordan Eberle	2	0	0	0	-2	0	0	0	Jared Cowen	2	0	0	0	0	0	0	0
Corey Potter	2	0	0	0	0	0	0	0	Nick Foligno	2	0	0	0	-1	0	0	0
Ladislav Smid	2	0	0	0	-2	0	0	0	Filip Kuba	2	0	0	0	4	2	0	0
Sam Gagner	1	0	0	0	0	0	0	0	Brian Lee	2	0	0	0	-1	4	0	0
Ryan Nugent-Hopkins	1	0	0	0	-2	0	0	0	Chris Phillips	2	0	0	0	1	0	0	0
Theo Peckham	1	0	0	0	-3	4	0	0	Stephane Da Costa	1	0	0	0	0	0	0	0
Andy Sutton	1	0	0	0	-1	0	0	0	Chris Neil	1	0	0	0	-1	0	0	0
Ryan Whitney	1	0	0	0	1	0	0	0	Jim O'Brien	1	0	0	0	-1	0	0	0
									Kyle Turris	1	0	0	0	1	0	0	0

OILERS GOALTENDER	GP	MIN	W-L-OT	SO	GA	SA	SV	GAA	SV%
Nikolai Khabibulin	2	80	1-1-0	0	6	49	43	4.48	.878
Devan Dubnyk	1	40	0-0-0	0	2	9	7	3.00	.778
SENATORS GOALTENDER	GP	MIN	W-L-OT	SO	GA	SA	SV	GAA	SV%
Craig Anderson	2	120	1-0-1	0	6	64	58	2.99	.906

GOALS BY PERIOD	1	2	3	OT	TOTAL	SHOTS BY PERIOD	1	2	3	OT	TOTAL
Oilers	0	3	2	1	6	Oilers	20	20	21	3	64
Senators	4	2	2	0	8	Senators	24	20	14	0	58

POWERPLAY	PPG	ATT	PCT.	PENALTY KILLING	PK	TSH	PCT.
Oilers	1	4	25.0	Oilers	5	5	100.0
Senators	0	5	00.0	Senators	3	4	75.0

# VS. PHILADELPHIA FLYERS



## PHILADELPHIA FLYERS

Wells Fargo Center  
3601 South Broad Street  
Philadelphia, PA 19148-5290

## 2013 GAMES VS. PHILADELPHIA

At Edmonton – None  
At Philadelphia – None

### CLUB DIRECTORY

Chairman .....	Ed Snider
President and COO of Comcast-Spectacor .....	Peter A. Luukko
General Manager .....	Paul Holmgren
Senior Vice President .....	Bob Clarke
Executive Vice President .....	Keith Allen
Governor .....	Ed Snider
Alternate Governors .....	Paul Holmgren, Peter A. Luukko, Phil Weinberg
Senior Vice President, Business Operations .....	Shawn Tilger
Executive Assistants .....	Sharon Allison, Cheri Arnao, Ann Marie Nasuti
Assistant General Managers .....	Barry Hanrahan, John Paddock
Director of Hockey Operations .....	Chris Pryor
Director of Player Development .....	Ian Laperriere
Director of Player Personnel .....	Dave Brown
Head Coach .....	Peter Laviolette
Assistant Coaches .....	Craig Berube, Kevin McCarthy, Joe Mullen
Goaltending Coach .....	Jeff Reese
Player Development Coach .....	Derian Hatcher
Video Coach .....	Adam Patterson
Director, Team Services .....	Bryan Hardenbergh
Senior Director, Communications .....	Zack Hill
Manager, Public Relations .....	Joe Siville
Manager, Broadcasting & Media Services .....	Brian Smith
Arena (Capacity) .....	Wells Fargo Center (19,538)
Public Relations Phone .....	(215) 465-4500
Public Relations FAX .....	(215) 218-7837
Website .....	<a href="http://www.philadelphiaflyers.com">www.philadelphiaflyers.com</a>

### EDMONTON OILERS VS. PHILADELPHIA FLYERS

#### YEARLY RECORD 1979-80 TO 2011-12

SEASON	GP	W	L	T	OTL	GF	GA	PTS	PCT.	AT EDMONTON			AT PHILADELPHIA		
										W-L-T-OTL	GF	GA	W-L-T-OTL	GF	GA
1979-80	4	0	3	1	—	11	17	1	.125	0-1-1-0	5	7	0-2-0-0	6	10
1980-81	4	2	2	0	—	13	15	4	.500	1-1-0-0	7	4	1-1-0-0	6	11
1981-82	3	2	1	0	—	16	17	4	.667	2-0-0-0	14	9	0-1-0-0	2	8
1982-83	3	1	2	0	—	9	14	2	.333	0-1-0-0	2	4	1-1-0-0	7	10
1983-84	3	0	2	1	—	9	12	1	.167	0-1-1-0	6	8	0-1-0-0	3	4
1984-85	3	0	3	0	—	11	17	0	.000	0-1-0-0	2	5	0-2-0-0	9	12
1985-86	3	2	1	0	—	9	9	4	.667	2-0-0-0	6	4	0-1-0-0	3	5
1986-87	3	1	2	0	—	9	11	2	.333	1-0-0-0	6	4	0-2-0-0	3	7
1987-88	3	2	1	0	—	14	7	4	.667	2-0-0-0	13	4	0-1-0-0	1	3
1988-89	3	1	0	2	—	8	6	4	.667	0-0-1-0	1	1	1-0-1-0	7	5
1989-90	3	2	1	0	—	8	9	4	.667	2-0-0-0	7	4	0-1-0-0	1	5
1990-91	3	3	0	0	—	16	10	6	1.000	1-0-0-0	5	4	2-0-0-0	11	6
1991-92	3	1	2	0	—	10	13	2	.333	1-0-0-0	4	2	0-2-0-0	6	11
1992-93	2	0	1	1	—	2	6	1	.250	0-0-1-0	2	2	0-1-0-0	0	4
1993-94	2	2	0	0	—	5	2	4	1.000	1-0-0-0	3	1	1-0-0-0	2	1
1994-95	DID NOT PLAY														
1995-96	2	1	1	0	—	4	9	2	.500	1-0-0-0	3	2	0-1-0-0	1	7
1996-97	2	0	2	0	—	8	11	0	.000	0-1-0-0	4	6	0-1-0-0	4	5
1997-98	2	0	2	0	—	3	9	0	.000	0-1-0-0	1	3	0-1-0-0	2	6
1998-99	2	0	0	2	—	5	5	2	.500	0-0-1-0	3	3	0-0-1-0	2	2



## EDMONTON OILERS VS. PHILADELPHIA FLYERS

YEARLY RECORD 1979-80 TO 2011-12

SEASON	GP	W	L	T	OTL	AT EDMONTON				AT PHILADELPHIA					
						GF	GA	PTS	PCT.	W-L-T-OTL	GF	GA	W-L-T-OTL	GF	GA
1999-00	1	1	0	0	0	3	2	2	1.000	0-0-0-0	0	0	1-0-0-0	3	2
2000-01	2	0	2	0	0	2	6	0	.000	0-1-0-0	2	4	0-1-0-0	0	2
2001-02	1	1	0	0	0	3	2	2	1.000	0-0-0-0	0	0	1-0-0-0	3	2
2002-03	1	0	0	1	0	2	2	1	.500	0-0-1-0	2	2	0-0-0-0	0	0
2003-04	1	1	0	0	0	3	0	2	1.000	0-0-0-0	0	0	1-0-0-0	3	0
2004-05	DID NOT PLAY														
2005-06	1	1	0	0	0	3	2	2	1.000	0-0-0-0	0	0	1-0-0-0	3	2
2006-07	DID NOT PLAY														
2007-08	1	1	0	0	0	5	3	2	1.000	1-0-0-0	5	3	0-0-0-0	0	0
2008-09	1	1	0	0	0	5	4	2		0-0-0-0	0	0	1-0-0-0	5	4
2009-10	1	1	0	0	0	1	0	2		1-0-0-0	1	0	0-0-0-0	0	0
2010-11	1	0	1	0	0	1	4	0		0-0-0-0	0	0	0-1-0-0	1	4
2011-12	1	1	0	0	0	2	0	2		1-0-0-0	2	0	0-0-0-0	0	0
<b>TOTALS</b>	<b>65</b>	<b>28</b>	<b>29</b>	<b>8</b>	<b>0</b>	<b>1200</b>	<b>224</b>	<b>64</b>		<b>17-8-6-0</b>	<b>106</b>	<b>86</b>	<b>11-21-2-0</b>	<b>94</b>	<b>138</b>

## EDMONTON OILERS VS. PHILADELPHIA FLYERS

2011-12 RESULTS & STATISTICS

AT EDMONTON

WINNING GOAL

23 Feb '12 EDM 2 vs PHI 0

Taylor Hall

OILERS	GP	G	A	P	+/-	PIM	PP	SH	FLYERS	GP	G	A	P	+/-	PIM	PP	SH
Jordan Eberle	1	1	1	2	1	0	0	0	Danny Briere	1	0	0	0	-1	0	0	0
Taylor Hall	1	1	0	1	0	2	1	0	Matt Carle	1	0	0	0	0	0	0	0
Ryan Whitney	1	0	1	1	1	2	0	0	Braydon Coburn	1	0	0	0	-1	0	0	0
Eric Belanger	1	0	0	0	0	0	0	0	Claude Giroux	1	0	0	0	0	0	0	0
Ben Eager	1	0	0	0	0	0	0	0	Nicklas Grossmann	1	0	0	0	0	0	0	0
Sam Gagner	1	0	0	0	1	0	0	0	Scott Hartnell	1	0	0	0	0	4	0	0
Tom Gilbert	1	0	0	0	0	0	0	0	Jaromir Jagr	1	0	0	0	-1	0	0	0
Ales Hemsky	1	0	0	0	0	0	0	0	Pavel Kubina	1	0	0	0	0	2	0	0
Shawn Horcoff	1	0	0	0	2	0	0	0	Andrej Meszaros	1	0	0	0	0	0	0	0
Darcy Hordichuk	1	0	0	0	7	0	0	0	Matt Read	1	0	0	0	-1	0	0	0
Anton Lander	1	0	0	0	0	0	0	0	Brayden Schenn	1	0	0	0	0	0	0	0
Magnus Paajarvi	1	0	0	0	0	0	0	0	Jody Shelley	1	0	0	0	0	5	0	0
Lennart Petrell	1	0	0	0	0	0	0	0	Wayne Simmonds	1	0	0	0	0	0	0	0
Jeff Petry	1	0	0	0	0	0	0	0	Maxime Talbot	1	0	0	0	0	0	0	0
Corey Potter	1	0	0	0	1	0	0	0	Kimmo Timonen	1	0	0	0	-1	0	0	0
Ladislav Smid	1	0	0	0	0	0	0	0	James van Riemsdyk	1	0	0	0	0	0	0	0
Ryan Smyth	1	0	0	0	1	0	0	0	Jakub Voracek	1	0	0	0	0	0	0	0
Andy Sutton	1	0	0	0	0	0	0	0	Eric Wellwood	1	0	0	0	0	0	0	0

OILERS GOALTENDER	GP	MIN	W-L-OT	SO	GA	SA	SV	GAA	SV%
Devan Dubnyk	1	60	1-0-0	1	0	35	35	0.00	1.000

FLYERS GOALTENDER	GP	MIN	W-L-OT	SO	GA	SA	SV	GAA	SV%
Ilya Bryzgalov	1	57	0-1-0	0	2	30	28	2.09	.933

GOALS BY PERIOD	1	2	3	OT	TOTAL	SHOTS BY PERIOD	1	2	3	OT	TOTAL
Oilers	0	2	0	0	2	Oilers	9	15	6	0	30
Flyers	0	0	0	0	0	Flyers	14	6	15	0	35

POWERPLAY	PPG	ATT	PCT.	PENALTY KILLING	PK	TSH	PCT.
Oilers	1	2	50.0	Oilers	3	3	100.0
Flyers	0	3	00.0	Flyers	1	2	50.0

# VS. PHOENIX COYOTES



## PHOENIX COYOTES

6751 N. Sunset Blvd. #200  
Jobing.com Arena  
9400 W. Maryland Avenue  
Glendale, AZ 85305

## 2013 GAMES VS. PHOENIX

At Edmonton – February 23, April 10  
At Phoenix – January 30

### CLUB DIRECTORY

President, Chief Operating Officer & Alt. Governor .....	Mike Nealy
Executive Vice President, G.M. & Alt. Gov. ....	Don Maloney
Vice President of Hockey Ops & Asst. G.M. ....	Brad Treiving
Exec. Support/Legal & Risk Mgmt. Coord. ....	Gail Avisar
Head Coach .....	Dave Tippett
Associate Coach .....	Jim Playfair
Assistant Coach .....	John Anderson
Asst. to the G.M. /Dir. Player Develop. /Goalie Coach .....	Sean Burke
Development Coach .....	Dave King
Video Coach .....	Steve Peters
Power Skating Coach .....	Mark Ciaccio
Director of Hockey Administration .....	Chris O'Hearn
Manager of Team Services .....	Rick Braunstein
Scouting Directors, Amateur / Pro .....	Rick Knickle / Frank Effinger
Team Services Coordinator/Security .....	Jim O'Neal
Director of Broadcasting .....	Doug Cannon
Senior Director of Communications .....	Richard Nairn
Media Relations, Sr. Manager / Manager .....	Chris Wojcik / Tim Bulmer
Arena (Capacity) .....	Jobing.com Arena(17,125)
Public Relations Phone .....	(623) 772-3200
Public Relations FAX .....	(623) 872-2000
Tickets .....	(480) 563-PUCK
Arena Phone .....	(623) 772-3200
Arena FAX .....	(623) 772-3201
Website .....	<a href="http://www.PhoenixCoyotes.com">www.PhoenixCoyotes.com</a>

### EDMONTON OILERS VS. PHOENIX COYOTES

#### YEARLY RECORD 1979-80 TO 2011-12

SEASON	GP	W	L	T	OTL	GF	GA	PTS	PCT.	AT EDMONTON			AT PHOENIX		
										W-L-T-OTL	GF	GA	W-L-T-OTL	GF	GA
1979-80	4	1	2	1	-	17	16	3	.375	1-1-0-0	12	6	0-1-1-0	5	10
1980-81	4	4	0	0	-	26	9	8	1.000	2-0-0-0	17	6	2-0-0-0	9	3
1981-82	3	2	1	0	-	14	7	4	.667	1-1-0-0	4	5	1-0-0-0	10	2
1982-83	8	6	2	0	-	45	31	12	.750	4-0-0-0	22	7	2-2-0-0	23	24
1983-84	8	8	0	0	-	53	37	16	1.000	4-0-0-0	24	16	4-0-0-0	29	21
1984-85	8	5	3	0	-	40	34	10	.625	2-2-0-0	22	21	3-1-0-0	18	13
1985-86	8	6	2	0	-	47	34	12	.750	3-1-0-0	22	15	3-1-0-0	25	19
1986-87	8	5	3	0	-	33	27	10	.625	3-1-0-0	16	10	2-2-0-0	17	17
1987-88	8	4	1	3	-	32	21	11	.688	2-0-2-0	15	10	2-1-1-0	17	11
1988-89	8	4	3	1	-	40	35	9	.563	2-2-0-0	17	17	1-1-1-0	23	18
1989-90	8	5	3	0	-	38	28	10	.625	4-0-0-0	23	11	1-3-0-0	15	17
1990-91	8	3	4	1	-	21	23	7	.438	1-2-1-0	9	10	2-2-0-0	12	13
1991-92	7	3	3	1	-	25	27	7	.500	2-2-0-0	15	16	1-1-1-0	10	11
1992-93	9	1	8	0	-	29	44	2	.111	0-4-0-0	13	22	1-4-0-0	16	22
1993-94	4	3	1	0	-	18	11	6	.750	2-0-0-0	11	2	1-1-0-0	7	9
1994-95	4	2	1	1	-	15	16	5	.625	0-1-1-0	4	8	2-0-0-0	11	8
1995-96	4	2	2	0	-	14	20	4	.500	2-0-0-0	10	7	2-0-0-0	4	13
1996-97	4	3	1	0	-	15	11	6	.750	1-1-0-0	6	7	2-0-0-0	9	4
1997-98	4	3	1	0	-	17	12	6	.750	2-0-0-0	9	5	1-1-0-0	8	8
1998-99	4	2	2	0	-	17	14	4	.500	1-1-0-0	8	10	1-1-0-0	9	4
1999-00	4	3	0	0	1	16	13	7	.875	2-0-0-0	7	4	1-0-0-1	9	9
2000-01	4	0	2	2	0	8	13	2	.250	0-0-2-0	4	4	0-2-0-0	4	9
2001-02	4	4	0	0	0	18	9	8	1.000	2-0-0-0	9	2	2-0-0-0	9	7
2002-03	4	1	1	0	2	10	15	4	.500	1-1-0-0	5	8	0-0-0-2	5	7
2003-04	4	3	0	1	0	19	11	7	.875	2-0-0-0	9	6	1-0-1-0	10	5
2004-05															

DID NOT PLAY





## EDMONTON OILERS VS. PHOENIX COYOTES

### YEARLY RECORD 1979-80 TO 2011-12

SEASON	GP	W	L	T	OTL	AT EDMONTON				AT PHOENIX					
						GF	GA	PTS	PCT.	W-L-T-OTL	GF	GA	W-L-T-OTL	GF	GA
2005-06	4	2	0	0	2	17	12	6	.750	1-0-0-1	10	5	1-0-0-1	7	7
2006-07	4	2	2	0	0	10	13	4	.500	1-1-0-0	5	5	1-1-0-0	5	8
2007-08	4	4	0	0	0	22	10	8	1.000	2-0-0-0	13	6	2-0-0-0	9	4
2008-09	4	3	1	0	0	15	9	6		2-0-0-0	10	5	1-1-0-0	5	4
2009-10	4	1	1	0	2	11	14	4		1-0-0-1	8	5	0-1-0-1	3	9
2010-11	4	1	2	0	1	8	15	3		0-1-0-1	4	7	1-1-0-0	4	8
2011-12	4	0	3	0	1	7	14	1		0-1-0-1	3	6	0-2-0-0	4	8
<b>TOTALS</b>	<b>171</b>	<b>96</b>	<b>55</b>	<b>11</b>	<b>9</b>	<b>717</b>	<b>605</b>	<b>212</b>		<b>53-23-6-4</b>	<b>366</b>	<b>273</b>	<b>43-32-5-5</b>	<b>351</b>	<b>332</b>
<b>PHOENIX</b>	<b>60</b>	<b>32</b>	<b>15</b>	<b>3</b>	<b>9</b>	<b>210</b>	<b>185</b>	<b>76</b>		<b>18-6-2-4</b>	<b>110</b>	<b>84</b>	<b>14-10-1-5</b>	<b>100</b>	<b>101</b>
<b>WINNIPEG</b>	<b>111</b>	<b>64</b>	<b>39</b>	<b>8</b>	<b>0</b>	<b>507</b>	<b>420</b>	<b>136</b>	<b>.500</b>	<b>35-17-4-0</b>	<b>256</b>	<b>189</b>	<b>29-22-4-0</b>	<b>251</b>	<b>231</b>

\* Franchise in Winnipeg from 1979-80 to 1995-96. Moved to Phoenix for 1996-97 season.

## EDMONTON OILERS VS. PHOENIX COYOTES

### 2011-12 RESULTS & STATISTICS

AT EDMONTON		WINNING GOAL	AT PHOENIX		WINNING GOAL
18 Mar '12	EDM 2 vs PHO 3 (SO)	Ray Whitney	15 Dec '11	EDM 2 vs PHO 4	Shane Doan
25 Feb '12	EDM 1 vs PHO 3	Ray Whitney	05 Nov '11	EDM 2 vs PHO 4	Boyd Gordon

OILERS	GP	G	A	P +/-	PIM	PP	SH	COYOTES	GP	G	A	P +/-	PIM	PP	SH	
Ryan Nugent-Hopkins	4	2	1	3	-2	0	0	Ray Whitney	4	3	3	6	6	2	0	0
Taylor Hall	3	2	1	3	-2	0	2	Radim Vrbata	4	1	3	4	5	2	0	0
Jordan Eberle	4	1	2	3	-5	0	0	Martin Hanzal	3	0	4	4	3	4	0	0
Ales Hemsky	3	1	1	2	2	0	0	Oliver Ekman-Larsson	4	2	1	3	1	0	0	0
Ryan Smyth	4	0	2	2	-4	2	0	Shane Doan	4	2	0	2	2	0	0	0
Theo Peckham	3	1	0	1	-2	0	0	Boyd Gordon	4	1	1	2	2	2	0	0
Jeff Petry	4	0	1	1	-3	2	0	Adrian Aucoin	3	1	1	2	4	0	1	0
Ladislav Smid	4	0	1	1	-3	4	0	Keith Yandle	4	0	2	2	4	9	0	0
Ryan Jones	3	0	1	1	-2	2	0	Lauri Kopikoski	4	1	0	1	3	0	0	0
Ryan Whitney	3	0	1	1	-2	0	0	Daymond Langkow	4	1	0	1	1	0	0	0
Magnus Paajarvi	2	0	1	1	0	0	0	Raffi Torres	4	1	0	1	0	0	0	0
Colten Teubert	1	0	1	1	1	0	0	Mikkel Boedker	4	0	1	1	-2	0	0	0
Eric Belanger	4	0	0	0	-1	2	0	Michal Rozsival	3	0	1	1	0	0	0	0
Sam Gagner	4	0	0	0	-3	0	0	Cal O'Reilly	2	0	1	1	-1	0	0	0
Shawn Horcoff	4	0	0	0	-3	0	0	Gilbert Brule	1	0	1	1	1	0	0	0
Lennart Petrell	4	0	0	0	-2	5	0	Patrick O'Sullivan	1	0	1	1	0	0	0	0
Corey Potter	4	0	0	0	-3	0	0	Taylor Pyatt	4	0	0	0	-1	0	0	0
Ben Eager	3	0	0	0	-1	2	0	David Schlemko	3	0	0	0	3	0	0	0
Tom Gilbert	3	0	0	0	-2	0	0	Kyle Chipchura	2	0	0	0	0	0	0	0
Darcy Hordichuk	2	0	0	0	0	5	0	Rostislav Klesla	2	0	0	0	1	0	0	0
Anton Lander	2	0	0	0	-1	2	0	Derek Morris	2	0	0	0	1	0	0	0
Teemu Hartikainen	1	0	0	0	1	0	0	Chris Summers	2	0	0	0	0	2	0	0
Linus Omark	1	0	0	0	0	0	0	Antoine Vermette	2	0	0	0	2	0	0	0
Nick Schultz	1	0	0	0	0	0	0	Paul Bissonnette	1	0	0	0	0	5	0	0
Andy Sutton	1	0	0	0	1	0	0	Michael Stone	1	0	0	0	0	0	0	0

OILERS GOALTENDER	GP	MIN	W-L-OT	SO	GA	SA	SV	GAA	SV%
Devan Dubnyk	4	240	0-3-1	0	12	133	121	3.00	.910
COYOTES GOALTENDER	GP	MIN	W-L-OT	SO	GA	SA	SV	GAA	SV%
Mike Smith	4	244	4-0-0	0	7	106	99	1.72	.934

GOALS BY PERIOD	1	2	3	OT	TOTAL	SHOTS BY PERIOD	1	2	3	OT	TOTAL
Oilers	0	3	4	0	7	Oilers	34	33	38	1	106
Coyotes	3	3	7	0	13	Coyotes	47	42	39	6	134

POWERPLAY	PPG	ATT	PCT.	PENALTY KILLING	PK	TSH	PCT.
Oilers	2	8	25.0	Oilers	7	8	87.5
Coyotes	1	8	12.5	Coyotes	6	8	75.0

# VS. PITTSBURGH PENGUINS



## PITTSBURGH PENGUINS

CONSOL Energy Center  
1001 Fifth Avenue  
Pittsburgh, PA 15219

## 2013 GAMES VS. PITTSBURGH

At Edmonton – None  
At Pittsburgh – None

### CLUB DIRECTORY

Co-Owner/Chairman.....	Mario Lemieux
Co-Owner .....	Ron Burkle
CEO/President .....	David Morehouse
COO/General Counsel.....	Travis Williams
Executive V.P./General Manager.....	Ray Shero
Assistant General Manager.....	Jason Botterill
Assistant to the General Manager.....	Tom Fitzgerald
Director of Player Personnel.....	Dan Mackinnon
Head Coach.....	Dan Bylsma
Assistant Coaches.....	Tony Granato, Todd Reirden
Goaltending Coach.....	Gilles Meloche
AHL Head Coach / Assistant Coach.....	John Hynes / Alain Nasreddine
Strength & Conditioning Coach.....	Mike Kadar
Player Development Coach.....	Bill Guerin
Goaltender Development Coach.....	Mike Bales
Manager of Team Services.....	Jim Britt
Director of Professional Scouting .....	Derek Clancey
Director of Amateur Scouting .....	Jay Heinbuck
Assistant Director of Amateur Scouting.....	Randy Sexton
Head European Scout.....	Patrik Allvin
Vice President, Communications.....	Tom McMillan
Communications Director.....	Jennifer Bullano
Content Director / Manager.....	Sam Kasan / Michelle Crechiolo
Communications Manager.....	Jason Seidling
Arena (Capacity) .....	CONSOL Energy Center (18,387)
Media Relations Phone.....	(412) 642-1300
Media Relations FAX.....	(412) 255-1988
Website .....	www.pittsburghpenguins.com

## EDMONTON OILERS VS. PITTSBURGH PENGUINS

### YEARLY RECORD 1979-80 TO 2011-12

SEASON	GP	W	L	T	OTL	GF	GA	PTS	PCT.	AT EDMONTON			AT PITTSBURGH		
										W-L-T-OTL	GF	GA	W-L-T-OTL	GF	GA
1979-80	4	3	1	0	—	22	12	6	.750	2-0-0-0	13	5	1-1-0-0	9	7
1980-81	4	2	1	1	—	20	18	5	.625	1-0-1-0	11	10	1-1-0-0	9	8
1981-82	3	3	0	0	—	22	8	6	1.000	2-0-0-0	18	7	1-0-0-0	4	1
1982-83	3	2	1	0	—	21	14	4	.667	1-0-0-0	7	2	1-1-0-0	14	12
1983-84	3	3	0	0	—	23	8	6	1.000	2-0-0-0	14	6	1-0-0-0	9	2
1984-85	3	1	1	1	—	12	10	3	.500	1-0-0-0	6	3	0-1-1-0	6	7
1985-86	3	2	1	0	—	17	13	4	.667	1-1-0-0	9	10	1-0-0-0	8	3
1986-87	3	2	1	0	—	10	9	4	.667	1-0-0-0	4	2	1-1-0-0	6	7
1987-88	3	3	0	0	—	17	8	6	1.000	2-0-0-0	11	4	1-0-0-0	6	4
1988-89	3	2	1	0	—	15	12	4	.667	0-1-0-0	4	7	2-0-0-0	11	5
1989-90	3	1	2	0	—	8	12	2	.333	1-1-0-0	5	6	0-1-0-0	3	6
1990-91	3	2	1	0	—	15	14	4	.667	1-0-0-0	7	5	1-1-0-0	8	9
1991-92	3	1	2	0	—	14	14	2	.333	1-0-0-0	5	3	0-2-0-0	9	11
1992-93	3	2	1	0	—	11	11	4	.667	1-1-0-0	6	7	1-0-0-0	5	4
1993-94	2	1	1	0	—	8	7	2	.500	1-0-0-0	5	3	1-0-0-0	3	4
1994-95	DID NOT PLAY														
1995-96	2	0	2	0	—	8	10	0	.000	0-1-0-0	4	5	0-1-0-0	4	5
1996-97	2	1	1	0	—	7	7	2	.500	1-0-0-0	5	2	0-1-0-0	2	5
1997-98	2	1	1	0	—	6	7	2	.500	1-0-0-0	4	3	0-1-0-0	2	4



# VS. PITTSBURGH PENGUINS

## EDMONTON OILERS VS. PITTSBURGH PENGUINS

YEARLY RECORD 1979-80 TO 2011-12

SEASON	GP	W	L	T	OTL	GF	GA	PTS	PCT.	AT EDMONTON			AT PITTSBURGH		
										W-L-T-OTL	GF	GA	W-L-T-OTL	GF	GA
1998-99	2	1	0	1	—	6	3	3	.750	1-0-0-0	4	1	0-0-1-0	2	2
1999-00	2	0	1	1	0	4	5	1	.250	0-1-0-0	2	3	0-0-1-0	2	2
2000-01	1	0	1	0	0	2	5	0	.000	0-0-0-0	0	0	0-1-0-0	2	5
2001-02	1	0	1	0	0	0	1	0	.000	0-1-0-0	0	1	0-0-0-0	0	0
2002-03	1	0	0	0	1	3	4	1	.500	0-0-0-0	0	0	0-0-0-1	3	4
2003-04	1	1	0	0	0	4	3	2	1.000	1-0-0-0	4	3	0-0-0-0	0	0
2004-05									DID NOT PLAY						
2005-06	1	1	0	0	0	3	1	2	1.000	0-0-0-0	0	0	1-0-0-0	3	1
2006-07									DID NOT PLAY						
2007-08	1	0	1	0	0	2	4	0	.000	0-1-0-0	2	4	0-0-0-0	0	0
2008-09	1	0	1	0	0	4	5	0		0-0-0-0	0	0	0-1-0-0	4	5
2009-10	1	0	1	0	0	2	3	0		0-1-0-0	2	3	0-0-0-0	0	0
2010-11	1	0	1	0	0	1	5	0		0-0-0-0	0	0	0-1-0-0	1	5
2011-12	1	1	0	0	0	2	1	2		1-0-0-0	2	1	0-0-0-0	0	0
<b>TOTALS</b>	<b>66</b>	<b>36</b>	<b>25</b>	<b>4</b>	<b>1</b>	<b>289</b>	<b>234</b>	<b>77</b>		<b>23-9-1-0</b>	<b>154</b>	<b>106</b>	<b>13-16-3-1</b>	<b>135</b>	<b>128</b>

## EDMONTON OILERS VS. PITTSBURGH PENGUINS

2011-12 RESULTS & STATISTICS

AT EDMONTON

09 Oct '11

EDM vs PIT (SO)

WINNING GOAL

Ales Hemsky

OILERS	GP	G	A	P	+/-	PIM	PP	SH	PENGUINS	GP	G	A	P	+/-	PIM	PP	SH
Ryan Nugent-Hopkins	1	1	0	1	1	2	0	0	Kris Letang	1	1	0	1	0	0	1	0
Taylor Hall	1	0	1	1	1	0	0	0	Tyler Kennedy	1	0	1	1	0	0	0	0
Ales Hemsky	1	0	1	1	1	0	0	0	Steve Sullivan	1	0	1	1	0	0	0	0
Cam Barker	1	0	0	0	1	2	0	0	Craig Adams	1	0	0	0	-1	0	0	0
Eric Belanger	1	0	0	0	0	2	0	0	Matt Cooke	1	0	0	0	-1	0	0	0
Jordan Eberle	1	0	0	0	0	0	0	0	Pascal Dupuis	1	0	0	0	0	2	0	0
Tom Gilbert	1	0	0	0	0	2	0	0	Deryk Engelland	1	0	0	0	0	2	0	0
Shawn Horcoff	1	0	0	0	0	0	0	0	Chris Kunitz	1	0	0	0	0	0	0	0
Darcy Hordichuk	1	0	0	0	0	0	0	0	Mark Letestu	1	0	0	0	0	2	0	0
Ryan Jones	1	0	0	0	0	2	0	0	Ben Lovejoy	1	0	0	0	-1	2	0	0
Anton Lander	1	0	0	0	0	0	0	0	Steve MacIntyre	1	0	0	0	0	0	0	0
Linus Omark	1	0	0	0	0	0	0	0	Paul Martin	1	0	0	0	0	0	0	0
Magnus Paajarvi	1	0	0	0	0	0	0	0	Zbynek Michalek	1	0	0	0	0	0	0	0
Theo Peckham	1	0	0	0	0	0	0	0	James Neal	1	0	0	0	0	0	0	0
Jeff Petry	1	0	0	0	1	2	0	0	Matt Niskanen	1	0	0	0	-1	0	0	0
Ladislav Smid	1	0	0	0	0	0	0	0	Richard Park	1	0	0	0	0	0	0	0
Ryan Smyth	1	0	0	0	15	0	0	0	Jordan Staal	1	0	0	0	0	2	0	0
Andy Sutton	1	0	0	0	0	2	0	0	Joe Vitale	1	0	0	0	-1	2	0	0

OILERS GOALTENDER	GP	MIN	W-L-OT	SO	GA	SA	SV	GAA	SV%
Devan Dubnyk	1	65	1-0-0	0	1	34	33	0.93	.971

PENGUINS GOALTENDER	GP	MIN	W-L-OT	SO	GA	SA	SV	GAA	SV%
Brent Johnson	1	65	0-0-1	0	1	35	34	0.92	.971

GOALS BY PERIOD	1	2	3	OT	TOTAL	SHOTS BY PERIOD	1	2	3	OT	TOTAL
Oilers	0	0	1	0	1	Oilers	13	8	13	1	35
Penguins	1	0	0	0	1	Penguins	9	9	13	3	34

POWERPLAY	PPG	ATT	PCT.	PENALTY KILLING	PK	TSH	PCT.
Oilers	0	5	00.0	Oilers	7	8	87.5
Penguins	1	8	12.5	Penguins	5	5	100.0

# VS. SAN JOSE SHARKS



## SAN JOSE SHARKS

HP Pavilion at San Jose  
525 West Santa Clara Street  
San Jose, CA 95113

## 2013 GAMES VS. SAN JOSE

At Edmonton – January 22, March 20  
At San Jose – January 31

### CLUB DIRECTORY

San Jose Sports and Entertainment Enterprises Ownership Group .....	Kevin Compton, Hasso Plattner, Stratton Sclavos, Gary Valenzuela, Gordon Russell, Rudy Staedler, Floyd Kvamme, Greg Jamison, Harvey Armstrong, Tom McEnery, George Gund III
Executive V.P. of Business Operations .....	Malcolm Bordenol
Executive V.P. & Chief Financial Officer .....	Charlie Faas
Executive V.P. & G.M. (HP Pavilion at San Jose) .....	Jim Goddard
Executive V.P. of Business Development .....	Michael T. Lehr
Executive V.P. & General Counsel .....	John Tortora
Executive V.P. & General Manager (Sharks) .....	Doug Wilson
Vice President of Finance .....	Ken Caveney
Vice President of Corporate Partnerships .....	Eric Mastaler
Vice President, People .....	Fiona Ow Giuffre
Vice President of Building Operations .....	Rich Sotelo
Vice President and Assistant G.M. (Sharks) .....	Wayne Thomas
Director of Hockey Operations .....	Joe Will
Head Coach .....	Todd McLellan
Associate Coach .....	Larry Robinson
Assistant Coaches .....	Jim Johnson, Jay Woodcroft
Goaltending Development Coach .....	Corey Schwab
Development Coach .....	Mike Ricci
Director of Scouting .....	Tim Burke
Director of Pro Scouting .....	John Ferguson
Director of Hockey Administration .....	Rosemary Tebaldi
Manager of Hockey Technology .....	Paul Fink
Team Services Manager .....	Ryan Stenn
Director of Broadcasting .....	Frank Albin
Director of Media Relations .....	Scott Emmert
Director of Public Relations & Fan Development .....	Jim Sparaco
Digital Media Manager .....	Alex Aragon
Media Relations Manager .....	Tom Holy
Arena (Capacity) .....	HP Pavilion at San Jose (17,562)
Public Relations Phone .....	(408) 287-7070
Public Relations FAX .....	(408) 999-5797
Website .....	www.sjsharks.com

## EDMONTON OILERS VS. SAN JOSE SHARKS

### YEARLY RECORD 1991-92 TO 2011-12

SEASON	AT EDMONTON										AT SAN JOSE				
	GP	W	L	T	OTL	GF	GA	PTS	PCT.	W-L-T-OTL	GF	GA			
1991-92	7	3	3	1	—	29	28	7	.500	3-0-1-0	22	11	0-3-0-0	7	17
1992-93	7	5	2	0	—	26	18	10	.714	3-0-0-0	14	3	2-2-0-0	12	15
1993-94	6	2	2	2	—	16	17	6	.500	2-0-1-0	11	8	0-2-1-0	5	9
1994-95	5	3	2	0	—	17	16	6	.600	2-1-0-0	12	9	1-1-0-0	5	7
1995-96	5	3	1	1	—	20	12	7	.700	1-0-1-0	5	3	2-1-0-0	15	10
1996-97	6	4	2	0	—	21	13	8	.667	2-1-0-0	9	6	2-1-0-0	12	7
1997-98	5	3	2	0	—	17	11	6	.600	2-1-0-0	10	5	1-1-0-0	7	6
1998-99	4	2	1	1	—	16	14	5	.625	1-1-0-0	8	7	1-0-1-0	8	7
1999-00	4	2	0	1	1	5	6	6	.750	0-1-1-0	1	2	1-0-0-1	4	4
2000-01	4	0	1	3	0	8	13	3	.375	0-0-2-0	5	5	0-1-1-0	3	8
2001-02	4	1	2	0	1	11	13	3	.375	1-1-0-0	4	4	0-1-0-1	7	9
2002-03	4	1	1	2	0	13	13	4	.500	1-0-1-0	5	4	0-1-1-0	8	9
2003-04	4	2	1	1	0	13	8	5	.625	1-1-0-0	6	4	1-0-1-0	7	4
2004-05	DID NOT PLAY														
2005-06	4	3	1	0	0	10	10	6	.750	2-0-0-0	5	3	1-1-0-0	5	7
2006-07	4	2	2	0	0	10	14	4	.500	1-1-0-0	7	9	1-1-0-0	3	5
2007-08	4	3	1	0	0	8	8	6	.750	1-1-0-0	3	5	2-0-0-0	5	3
2008-09	4	1	3	0	0	7	12	2		0-2-0-0	2	6	1-1-0-0	5	6
2009-10	4	1	2	0	1	12	14	3		1-0-0-1	9	6	0-2-0-0	3	8
2010-11	4	1	3	0	0	10	14	2		0-2-0-0	4	10	1-1-0-0	6	4
2011-12	4	2	2	0	0	9	9	4		1-1-0-0	4	4	1-1-0-0	5	5
<b>TOTALS</b>	<b>93</b>	<b>43</b>	<b>35</b>	<b>12</b>	<b>3</b>	<b>278</b>	<b>264</b>	<b>101</b>		<b>25-14-7-1</b>	<b>146</b>	<b>114</b>	<b>18-21-5-2</b>	<b>132</b>	<b>150</b>



## EDMONTON OILERS VS. SAN JOSE SHARKS

### 2011-12 RESULTS & STATISTICS

#### AT EDMONTON

12 Mar '12	EDM 2 vs SJ 3
23 Jan '12	EDM 2 vs SJ 1 (SO)

#### WINNING GOAL

Logan Couture
Taylor Hall

#### AT SAN JOSE

06 Mar '12	EDM 3 vs SJ 2 (SO)
17 Dec '11	EDM 2 vs SJ 3

#### WINNING GOAL

Sam Gagner
Patrick Marleau

OILERS	GP	G	A	P	+/-	PIM	PP	SH	SHARKS	GP	G	A	P	+/-	PIM	PP	SH
Jordan Eberle	4	3	0	3	1	0	0	0	Joe Thornton	4	2	2	4	1	0	1	0
Taylor Hall	4	1	1	2	3	4	0	0	Dan Boyle	4	0	4	4	3	0	0	0
Ryan Whitney	3	1	1	2	1	0	0	0	Logan Couture	4	2	1	3	0	0	2	0
Sam Gagner	4	0	2	2	0	0	0	0	Joe Pavelski	4	0	3	3	0	0	0	0
Jeff Petry	4	0	2	2	1	2	0	0	Patrick Marleau	4	1	1	2	-3	0	1	0
Ryan Jones	4	1	0	1	1	2	0	1	Marc-Edouard Vlasic	4	0	2	2	0	0	0	0
Ryan Smyth	4	1	0	1	0	10	0	0	Torrey Mitchell	4	1	0	1	-1	0	0	0
Eric Belanger	4	0	1	1	0	2	0	0	Ryane Clowe	3	1	0	1	-3	0	0	0
Ladislav Smid	4	0	1	1	3	2	0	0	Martin Havlat	1	1	0	1	0	0	4	0
Nick Schultz	2	0	1	1	0	0	0	0	Jim Vandermeer	1	1	0	1	1	0	0	0
Ales Hemsky	4	0	0	0	0	15	0	0	Michal Handzus	3	0	1	1	0	0	0	0
Shawn Horcoff	4	0	0	0	0	2	0	0	Jamie McGinn	2	0	1	1	0	0	0	0
Corey Potter	4	0	0	0	1	0	0	0	Tommy Wingels	2	0	1	1	2	0	0	0
Ben Eager	3	0	0	0	0	0	0	0	Brent Burns	4	0	0	0	-3	0	0	0
Ryan Nugent-Hopkins	3	0	0	0	1	0	0	0	Justin Braun	3	0	0	0	-1	2	0	0
Theo Peckham	3	0	0	0	-2	4	0	0	Jason Demers	3	0	0	0	-1	2	0	0
Lennart Petrell	3	0	0	0	0	0	0	0	Andrew Desjardins	3	0	0	0	-1	0	0	0
Anton Lander	2	0	0	0	0	0	0	0	Douglas Murray	3	0	0	0	-1	2	0	0
Linus Omark	2	0	0	0	-1	2	0	0	Colin White	3	0	0	0	-1	2	0	0
Andy Sutton	2	0	0	0	-1	0	0	0	Benn Ferriero	2	0	0	0	0	0	0	0
Taylor Chorney	1	0	0	0	0	0	0	0	TJ Galiardi	2	0	0	0	0	0	0	0
Tom Gilbert	1	0	0	0	1	0	0	0	Dominic Moore	2	0	0	0	0	0	0	0
Teemu Hartikainen	1	0	0	0	0	0	0	0	Brad Winchester	2	0	0	0	-1	0	0	0
Darcy Hordichuk	1	0	0	0	0	0	0	0	Daniel Winnik	2	0	0	0	-1	2	0	0
Magnus Paajarvi	1	0	0	0	0	0	0	0	John McCarthy	1	0	0	0	0	0	0	0
									Frazer McLaren	1	0	0	0	0	0	0	0
									Andrew Murray	1	0	0	0	0	0	0	0

OILERS GOALTENDER	GP	MIN	W-L-OT	SO	GA	SA	SV	GAA	SV%
Devan Dubnyk	3	189	2-1-0	0	6	108	102	1.90	.944
Nikolai Khabibulin	1	59	0-1-0	0	3	37	34	3.04	.919
SHARKS GOALTENDER	GP	MIN	W-L-OT	SO	GA	SA	SV	GAA	SV%
Antti Niemi	3	185	2-0-1	0	6	73	67	1.95	.918
Thomas Greiss	1	65	0-0-1	0	1	18	17	0.92	.944

GOALS BY PERIOD	1	2	3	OT	TOTAL	SHOTS BY PERIOD	1	2	3	OT	TOTAL
Oilers	3	4	0	0	7	Oilers	30	32	25	4	91
Sharks	3	3	3	0	9	Sharks	44	45	53	3	145

POWERPLAY	PPG	ATT	PCT.	PENALTY KILLING	PK	TSH	PCT.
Oilers	0	5	00.0	Oilers	6	10	60.0
Sharks	4	10	40.0	Sharks	5	5	100.0

# VS. ST. LOUIS BLUES



## ST. LOUIS BLUES

Scottrade Center  
1401 Clark Avenue at Brett Hull Way  
St. Louis, MO 63103

## 2013 GAMES VS. ST. LOUIS

At Edmonton – March 23  
At St. Louis – March 1, March 26

### CLUB DIRECTORY

Chairman and Governor	Tom Stillman
Exec. V.P., General Manager, St. Louis Blues	Doug Armstrong
Chief Operating Officer	Bruce Affleck
Sr. V.P., Marketing and Public Relations	Mike Caruso
Sr. V.P., Sales	Todd Lambert
Sr. V.P., Chief Financial Officer	Phil Siddle
Sr. V.P., Sponsorship	Eric Stisser
Sr. V.P., Events and New Business, Scottrade Center	John Urban
Vice President, Corporate and Sponsorship Sales	Bryan Lucas
Vice President, Hockey Operations	Dave Taylor
Vice President, Marketing	Karrie Yager
Exec. Asst. to the President and G.M.	Donna Lembke
Exec. Asst. to the COO	Jennifer Cuker
Assistant G.M./Peoria G.M.	Kevin McDonald
Senior Advisor to the General Manager	Al MacInnis
Director, Pro Scouting	Rob DiMaio
Director, Amateur Scouting	Bill Armstrong
Director, Player Development	Tim Taylor
Head Coach	Ken Hitchcock
Associate Coach	Brad Shaw
Assistant Coaches	Ray Bennett, Gary Agnew
Goaltending Coach	Corey Hirsch
Strength and Conditioning Coach	Nelson Aoyte
Video Coach	Dan Brooks
Sr. Director, Media Relations/Team Services	Rich Jankowski
Assistant Director, Media Relations	Dan O'Neill
Director, Hockey Administration	Ryan Miller
Senior Advisor for Amateur Scouting	Larry Pleau
Director, Broadcasting and Radio Play-by-Play / Color	Chris Kerber / Kelly Chase
Arena (Capacity)	Scottrade Center (19,150)
Public Relations Phone	(314) 622-2500
Public Relations FAX	(314) 622-2582
Website	www.stlouisblues.com

### EDMONTON OILERS VS. ST. LOUIS BLUES

#### YEARLY RECORD 1979-80 TO 2011-12

SEASON	GP	W	L	T	OTL	GF	GA	PTS	PCT.	AT EDMONTON			AT ST. LOUIS		
										W-L-T-OTL	GF	GA	W-L-T-OTL	GF	GA
1979-80	4	0	3	1	—	11	16	1	.125	0-1-1-0	8	11	0-2-0-0	3	5
1980-81	4	1	2	1	—	22	18	3	.375	1-1-0-0	13	8	0-1-1-0	9	10
1981-82	3	3	0	0	—	19	11	6	1.000	1-0-0-0	8	6	2-0-0-0	11	5
1982-83	3	2	0	1	—	15	12	5	.833	1-0-1-0	8	7	1-0-0-0	7	5
1983-84	3	1	2	0	—	13	20	2	.333	0-1-0-0	1	7	1-1-0-0	12	13
1984-85	3	3	0	0	—	20	9	6	1.000	2-0-0-0	12	7	1-0-0-0	8	2
1985-86	3	1	1	1	—	14	15	3	.500	1-0-0-0	6	3	0-1-1-0	8	12
1986-87	3	3	0	0	—	15	5	6	1.000	2-0-0-0	11	3	1-0-0-0	4	2
1987-88	3	3	0	0	—	17	11	6	1.000	1-0-0-0	5	2	2-0-0-0	12	9
1988-89	3	3	0	0	—	14	9	6	1.000	2-0-0-0	10	7	1-0-0-0	4	2
1989-90	2	2	0	1	—	17	13	5	.833	1-0-0-0	8	6	1-0-1-0	9	7
1990-91	3	0	3	0	—	5	11	0	.000	0-2-0-0	4	9	0-1-0-0	1	2
1991-92	3	1	1	1	—	9	8	3	.500	1-0-1-0	7	5	0-1-0-0	2	3
1992-93	3	0	2	1	—	6	15	1	.167	0-1-0-0	1	5	0-1-1-0	5	10
1993-94	4	0	4	0	—	12	18	0	.000	0-2-0-0	3	7	0-2-0-0	9	12
1994-95	4	2	2	0	—	10	16	4	.500	2-0-0-0	9	7	0-2-0-0	1	9
1995-96	4	1	3	0	—	14	17	2	.250	0-2-0-0	6	11	1-1-0-0	8	6
1996-97	4	2	2	0	—	12	9	4	.500	0-2-0-0	3	6	2-0-0-0	9	3
1997-98	4	4	0	0	—	11	2	8	1.000	2-0-0-0	4	1	2-0-0-0	7	1
1998-99	4	2	2	0	—	12	13	4	.500	1-1-0-0	5	5	1-1-0-0	7	8
1999-00	4	0	2	1	1	7	11	2	.250	0-2-0-0	3	6	0-0-1-1	4	5
2000-01	4	2	2	0	0	11	12	4	.500	2-0-0-0	8	3	0-2-0-0	3	9
2001-02	4	1	2	1	0	6	7	3	.375	1-0-1-0	3	1	0-2-0-0	3	6
2002-03	4	1	2	1	0	12	11	3	.375	1-1-0-0	6	2	0-1-1-0	6	9



## EDMONTON OILERS VS. ST. LOUIS BLUES

YEARLY RECORD 1979-80 TO 2011-12

SEASON	GP	W	L	T	OTL	AT EDMONTON				AT ST. LOUIS					
						GF	GA	PTS	PCT.	W-L-T-OTL	GF	GA			
2003-04	4	1	2	1	0	10	11	3	.375	1-1-0-0	9	9	0-1-1-0	1	2
2004-05	DID NOT PLAY														
2005-06	4	1	2	0	1	14	13	3	.375	0-1-0-1	6	9	1-1-0-0	8	4
2006-07	4	1	2	0	1	13	15	3	.375	1-0-0-1	8	5	0-2-0-0	5	10
2007-08	4	3	1	0	0	15	13	6	.750	1-1-0-0	7	7	2-0-0-0	8	6
2008-09	4	4	0	0	0	8	5	8		2-0-0-0	3	2	2-0-0-0	5	3
2009-10	4	1	3	0	0	9	14	2		0-2-0-0	3	9	1-1-0-0	6	5
2010-11	4	1	3	0	0	5	15	2		1-1-0-0	2	6	0-2-0-0	3	9
2011-12	4	1	3	0	0	9	12	2		1-1-0-0	6	7	0-2-0-0	3	5
<b>TOTALS</b>	<b>116</b>	<b>51</b>	<b>51</b>	<b>11</b>	<b>3</b>	<b>387</b>	<b>388</b>	<b>116</b>		<b>29-23-4-2</b>	<b>196</b>	<b>189</b>	<b>22-28-7-1</b>	<b>191</b>	<b>199</b>

## EDMONTON OILERS VS. ST. LOUIS BLUES

2011-12 RESULTS & STATISTICS

### AT EDMONTON

29 Feb '12 EDM 2 vs STL 5  
30 Oct '11 EDM 4 vs STL 2

### WINNING GOAL

Andy McDonald  
Jordan Eberle

### AT ST. LOUIS

19 Jan '12 EDM 0 vs STL 1  
05 Jan '12 EDM 3 vs STL 4

### WINNING GOAL

Alex Pietrangolo  
Matt D'Agostini

OILERS	GP	G	A	P	+/-	PIM	PP	SH	BLUES	GP	G	A	P	+/-	PIM	PP	SH
Taylor Hall	3	1	2	3	-2	2	1	0	Alex Pietrangolo	4	3	2	5	0	0	2	0
Ryan Nugent-Hopkins	2	1	2	3	-1	2	0	0	David Backes	4	2	3	5	3	2	1	0
Jordan Eberle	4	2	0	2	1	0	1	0	Carlo Colaiacovo	4	0	4	4	0	0	0	0
Ryan Smyth	4	2	0	2	0	15	1	0	Chris Stewart	4	2	1	3	0	0	0	0
Corey Potter	4	1	1	2	0	6	0	0	Kevin Shattenkirk	4	1	2	3	5	2	1	0
Ryan Jones	4	0	2	0	2	0	0	0	T.J. Oshie	4	0	3	3	4	4	0	0
Ben Eager	4	1	0	1	0	9	0	0	Andy McDonald	1	2	0	2	1	0	0	0
Shawn Horcoff	4	1	0	1	-1	4	1	0	David Perron	3	0	2	2	3	4	0	0
Sam Gagner	4	0	1	1	-2	2	0	0	Scott Nichol	4	1	0	1	1	2	0	0
Jeff Petry	4	0	1	1	-1	0	0	0	Matt D'Agostini	3	1	0	1	1	2	0	0
Ales Hemsky	3	0	1	1	-3	2	0	0	Jason Arnott	4	0	1	1	-2	1	0	0
Darcy Hordichuk	2	0	1	1	1	5	0	0	Roman Polak	4	0	1	1	-2	1	0	0
Andy Sutton	2	0	1	1	1	6	0	0	Vladimir Sobotka	4	0	1	1	-2	0	0	0
Tom Gilbert	1	0	1	1	0	0	0	0	Jamie Langenbrunner	3	0	1	1	0	2	0	0
Alex Plante	1	0	1	1	1	0	0	0	Patrik Berglund	4	0	0	0	-1	2	0	0
Nick Schultz	1	0	1	1	0	0	0	0	Barret Jackman	4	0	0	0	4	2	0	0
Ladislav Smid	4	0	0	0	-1	2	0	0	B.J. Crombeen	3	0	0	0	0	5	0	0
Eric Belanger	3	0	0	0	1	2	0	0	Chris Porter	3	0	0	0	-1	0	0	0
Anton Lander	3	0	0	0	0	2	0	0	Ryan Reaves	2	0	0	0	0	7	0	0
Theo Peckham	3	0	0	0	-1	2	0	0	Cade Fairchild	1	0	0	0	-1	0	0	0
Josh Green	2	0	0	0	0	2	0	0	Evgeny Grachev	1	0	0	0	0	0	0	0
Magnus Paajarvi	2	0	0	0	-1	0	0	0	Kent Huskins	1	0	0	0	-1	0	0	0
Lennart Petrell	2	0	0	0	1	0	0	0	Nikita Nikitin	1	0	0	0	0	0	0	0
Colten Teubert	2	0	0	0	-1	0	0	0	Kris Russell	1	0	0	0	0	0	0	0
Cam Barker	1	0	0	0	-1	2	0	0	Alexander Steen	1	0	0	0	0	0	0	0
Teemu Hartikainen	1	0	0	0	0	0	0	0									
Ryan O'Marra	1	0	0	0	0	0	0	0									
Ryan Whitney	1	0	0	0	-1	0	0	0									

OILERS GOALTENDER	GP	MIN	W-L-OT	SO	GA	SA	SV	GAA	SV%
Nikolai Khabibulin	2	119	1-1-0	0	3	68	65	1.52	.956
Devan Dubnyk	2	87	0-2-0	0	7	56	49	4.85	.875
Yann Danis	1	32	0-0-0	0	2	12	10	3.70	.833
BLUES GOALTENDER	GP	MIN	W-L-OT	SO	GA	SA	SV	GAA	SV%
Jaroslav Halak	4	238	3-1-0	1	9	101	92	2.26	.911

GOALS BY PERIOD	1	2	3	OT	TOTAL	SHOTS BY PERIOD	1	2	3	OT	TOTAL
Oilers	1	8	0	0	9	Oilers	19	55	27	0	101
Blues	2	3	7	0	12	Blues	49	35	52	0	136

POWERPLAY	PPG	ATT	PCT.	PENALTY KILLING	PK	TSH	PCT.
Oilers	4	12	33.3	Oilers	14	18	77.8
Blues	4	18	22.2	Blues	8	12	66.7

# VS. TAMPA BAY LIGHTNING



## TAMPA BAY LIGHTNING

St. Pete Times Forum  
401 Channelside Drive  
Tampa, FL 33602

## 2013 GAMES VS. TAMPA BAY

At Edmonton – None  
At Tampa Bay – None

### CLUB DIRECTORY

Owner, Governor & Chairman .....	Jeff Vinik
Chief Executive Officer and Alternate Governor .....	Tom Leiweke
Chief Operating Officer.....	Steve Griggs
VP and General Manager.....	Steve Yzerman
Exec. VPs, Hospitality / Communications / Sales.....	Brad Lott / Bill Wickett / Jamie Spencer
Sr. VP, Corporate Sponsorships & Activation.....	Bill Abercrombie
VPs, Corporate Relations / Partnerships.....	Phil Esposito / Kyle Draper
VPs, H-R / Fans & Business Development .....	Keith Harris / Dave Andreychuk
VPs, Operations / Event Booking / Ticket Ops.....	Mary Milne / Elmer Straub / Jim Mannino
VP, Event Production & Entertainment.....	John Franzone
VP, Philanthropy & Community Initiatives .....	Elizabeth Frazier
VP, Brand Management.....	Lynn Wittenburg
Manager, Executive & VIP Services.....	Wendy Scolaro
Head Coach.....	Guy Boucher
Assistant Coaches.....	Dan Lacroix, Martin Raymond
Goaltending Coach / Video Coach .....	Frantz Jean / Nigel Kirwan
Player Development Coach.....	Steve Thomas
Strength & Conditioning Coach / Manual Therapist.....	Mark Lambert / Christian Rivas
Asst. G.M., G.M., Syracuse Crunch.....	Julien BriseBois
Asst. G.M., Director of Pro Scouting.....	Pat Verbeek
Senior Advisor to the General Manager.....	Tom Kurvers
Director of Amateur Scouting .....	Al Murray
Head Scouts, Pro / Amateur.....	Greg Malone / Darryl Plandowski
Director of Team Services.....	Ryan Belec
Manager of Hockey Administration.....	Elizabeth Sylvia
Media Relations Manager.....	Brian Breseman
P.R. Coordinator / Team Beat Reporter .....	Trevor van Knotsenburg / Peter Pupello
Arena (Capacity) .....	St. Pete Times Forum (19,758)
Media Relations Phone.....	(813) 301-6500
Media Relations FAX.....	(813) 301-1480
Ticket Info.....	(813) 301-6600
Website .....	www.tampabaylightning.com

## EDMONTON OILERS VS. TAMPA BAY LIGHTNING

### YEARLY RECORD 1992-93 TO 2011-12

SEASON	GP	W	L	T	OTL	GF	GA	PTS	PCT.	AT EDMONTON			AT TAMPA BAY		
										W-L-T-OTL	GF	GA	W-L-T-OTL	GF	GA
1992-93	4	2	2	0	-	8	13	4	.500	2-0-0-0	6	4	0-2-0-0	2	9
1993-94	2	1	0	1	-	7	6	3	.750	1-0-0-0	3	2	0-0-1-0	4	4
1994-95	DID NOT PLAY														
1995-96	2	1	1	0	-	4	8	2	.500	0-1-0-0	0	5	1-0-0-0	4	3
1996-97	2	1	0	1	-	5	3	3	.750	1-0-0-0	3	1	0-0-1-0	2	2
1997-98	2	2	0	0	-	6	2	2	1.000	1-0-0-0	4	2	1-0-0-0	2	0
1998-99	2	1	1	0	-	5	3	2	.500	0-1-0-0	1	2	1-0-0-0	4	1
1999-00	2	2	0	0	0	12	4	4	1.000	1-0-0-0	5	1	1-0-0-0	7	3
2000-01	1	1	0	0	0	5	4	2	1.000	0-0-0-0	0	0	1-0-0-0	5	4
2001-02	2	2	0	0	0	5	3	4	1.000	1-0-0-0	2	1	1-0-0-0	3	2
2002-03	1	0	1	0	0	2	3	0	.000	0-0-0-0	0	0	0-1-0-0	2	3
2003-04	1	0	1	0	0	2	3	0	.000	0-1-0-0	2	3	0-0-0-0	0	0
2004-05	DID NOT PLAY														
2005-06	DID NOT PLAY														





# VS. TAMPA BAY LIGHTNING

## EDMONTON OILERS VS. TAMPA BAY LIGHTNING

YEARLY RECORD 1991-92 TO 2011-12

SEASON	GP	W	L	T	OTL	AT EDMONTON				AT TAMPA BAY				
						W-L-T-OTL	GF	GA	PCT.	W-L-T-OTL	GF	GA	PCT.	
2006-07	1	0	1	0	0	1	3	0	.000	0-1-0-0	1	3	0	0
2007-08	1	0	1	0	0	3	4	0	.000	0-0-0-0	0	0	0	0
2008-09	1	1	0	0	0	5	3	2		1-0-0-0	5	3	0	0
2009-10	1	1	0	0	0	3	2	2		0-0-0-0	0	0	1	0
2010-11	1	1	0	0	0	4	3	2		1-0-0-0	4	3	0	0
2011-12	1	0	0	0	1	2	3	1		0-0-0-0	0	0	0	0
<b>TOTALS</b>	<b>27</b>	<b>16</b>	<b>8</b>	<b>2</b>	<b>1</b>	<b>79</b>	<b>70</b>	<b>35</b>		<b>9-4-0-0</b>	<b>36</b>	<b>30</b>	<b>7</b>	<b>4</b>

## EDMONTON OILERS VS. TAMPA BAY LIGHTNING

2011-12 RESULTS & STATISTICS

AT TAMPA BAY

22 Mar '12

EDM 2 vs TB 3 (SO)

WINNING GOAL

Teddy Purcell

OILERS	GP	G	A	P +/-	PIM	PP	SH	LIGHTNING	GP	G	A	P +/-	PIM	PP	SH
Linus Omark	1	1	0	1	1	0	0	Tom Pyatt	1	2	0	2	1	0	1
Ladislav Smid	1	1	0	1	1	0	0	Brett Connolly	1	0	1	1	-1	0	0
Sam Gagner	1	0	1	1	1	0	0	Victor Hedman	1	0	1	1	-1	0	0
Ryan Nugent-Hopkins	1	0	1	1	0	0	0	Tim Wallace	1	0	1	1	0	0	0
Ryan Smyth	1	0	1	1	2	4	0	JT Wyman	1	0	1	1	1	0	0
Ryan Whitney	1	0	1	1	1	0	0	Keith Aulie	1	0	0	0	1	0	0
Eric Belanger	1	0	0	0	0	0	0	Eric Brewer	1	0	0	0	-1	0	0
Ben Eager	1	0	0	0	0	0	0	Brett Clark	1	0	0	0	-1	0	0
Jordan Eberle	1	0	0	0	-1	0	0	Mike Commodore	1	0	0	0	0	0	0
Teemu Hartikainen	1	0	0	0	0	0	0	Pierre-Cedric Labrie	1	0	0	0	0	0	0
Ales Hemsky	1	0	0	0	0	0	0	Brian Lee	1	0	0	0	0	0	0
Shawn Horcoff	1	0	0	0	1	0	0	Ryan Malone	1	0	0	0	-1	0	0
Darcy Hordichuk	1	0	0	0	0	0	0	Brendan Mikkelsen	1	0	0	0	0	2	0
Ryan Jones	1	0	0	0	-1	0	0	Teddy Purcell	1	0	0	0	-1	0	0
Jeff Petry	1	0	0	0	1	2	0	Brandon Segal	1	0	0	0	0	0	0
Corey Potter	1	0	0	0	-1	0	0	Trevor Smith	1	0	0	0	0	0	0
Nick Schultz	1	0	0	0	0	0	0	Martin St Louis	1	0	0	0	-1	0	0
Andy Sutton	1	0	0	0	0	2	0	Steven Stamkos	1	0	0	0	-1	0	0

OILERS GOALTENDER	GP	MIN	W-L-OT	SO	GA	SA	SV	GAA	SV%
Nikolai Khabibulin	1	65	0-0-1	0	2	21	19	1.85	.905
LIGHTNING GOALTENDER	GP	MIN	W-L-OT	SO	GA	SA	SV	GAA	SV%
Dwayne Roloson	1	65	1-0-0	0	2	36	34	1.85	.944

GOALS BY PERIOD	1	2	3	OT	TOTAL	SHOTS BY PERIOD	1	2	3	OT	TOTAL
Oilers	0	1	1	0	2	Oilers	15	10	11	0	36
Lightning	0	2	0	0	2	Lightning	7	10	1	3	21

POWERPLAY	PPG	ATT	PCT.	PENALTY KILLING	PK	TSH	PCT.
Oilers	0	1	00.0	Oilers	3	4	75.0
Lightning	1	4	25.0	Lightning	1	1	100.0

# VS. TORONTO MAPLE LEAFS



## TORONTO MAPLE LEAFS

Air Canada Centre  
40 Bay Street, Suite 400  
Toronto, ON M5J 2X2

## 2013 GAMES VS. TORONTO

At Edmonton – None  
At Toronto – None

### CLUB DIRECTORY

Board of Directors .....	Lawrence M. Tanenbaum (Chairman of the Board), Glen Silvestri, Robert G. Bertram, Ashvin Malkani, Dale H. Lastman, Jane Rowe
Chairman, NHL Governor .....	Lawrence M. Tanenbaum
President, CEO and Alt. Governor .....	Richard Peddie
Alternate NHL Governor .....	Brian Burke
Alternate NHL Governor .....	Dale H. Lastman
Exec. V.P. and Chief Operating Officer .....	Tom Anselmi
Exec. V.P. and CFO, Business Development .....	Ian Clarke
Exec. V.P., Venues and Entertainment .....	Bob Hunter
Exec. V.P., General Counsel and Corp. Secretary .....	Robin Brudner
Senior Vice-President, People .....	Mardi Walker
Senior Vice-President, Broadcast and Content .....	Chris Hebb
Senior Vice-President, Business Partnerships .....	Dave Hopkinson
Senior Vice-President, Finance .....	Kevin Nomomura
Senior Vice-President, Ticket Sales and Service .....	Beth Robertson
Vice-President, Live Entertainment .....	Patti-Anne Tarlton
President, G.M. and Alternate NHL Governor .....	Brian Burke
Senior Vice-President of Hockey Operations .....	David Nonis
Vice-President of Hockey Operations .....	Dave Poulin
Director, Player Personnel .....	Rick Dudley
Senior Advisor .....	Cliff Fletcher
Assistant General Manager .....	Claude Loiselle
Head Coach .....	Randy Carlyle
Assistant Coaches .....	Greg Cronin, Dave Farrish, Scott Gordon
Goaltending Consultant .....	Francois Allaire
Director of Player Development .....	Jim Hughes
Director, Hockey and Scouting Administration .....	Reid Mitchell
Strength and Conditioning Coordinator .....	Anthony Belza
Manager, Team Services .....	Dave Griffiths
Video Coach .....	Chris Dennis
Director of Amateur Scouting .....	Dave Morrison
Community Representatives .....	Wendel Clark, Darryl Sittler
Director, Media Relations .....	Pat Park
Manager, Media Relations .....	Craig Downey
Coordinator, Media Relations .....	Aaron Gogishvili
Senior Vice-President, Broadcast and Content .....	Chris Hebb
Senior Director, Broadcast and Networks .....	Liana Bristol
Director, Content and Networks G.M. .....	Frank Hayward
Sr. Producer, Networks, Broadcast and Content .....	Mark Askin
Arena (Capacity) .....	Air Canada Centre (18,819)
Public Relations Phone .....	(416) 815-5700
Public Relations FAX .....	(416) 359-9331
Website .....	www.mapleleafs.com

## EDMONTON OILERS VS. TORONTO MAPLE LEAFS

### YEARLY RECORD 1979-80 TO 2011-12

SEASON	GP	W	L	T	OTL	AT EDMONTON				AT TORONTO					
						GF	GA	PTS	PCT.	W-L-T-OTL	GF	GA	PTS	PCT.	
1979-80	4	2	1	1	—	23	18	5	.625	1-1-0-0	11	9	1	9	
1980-81	4	2	1	1	—	17	13	5	.625	1-0-1-0	8	5	1	8	
1981-82	3	2	1	0	—	12	12	4	.667	2-0-0-0	11	5	0	7	
1982-83	3	2	0	1	—	16	10	5	.833	0-0-1-0	6	6	2-0-0-0	10	4
1983-84	3	2	1	0	—	16	15	4	.667	2-0-0-0	13	7	0-1-0-0	3	8
1984-85	3	2	0	1	—	19	8	5	.833	0-0-1-0	3	3	2-0-0-0	16	5
1985-86	3	2	1	0	—	25	17	4	.667	2-0-0-0	16	6	0-1-0-0	9	11
1986-87	3	2	1	0	—	18	10	4	.667	1-0-0-0	9	2	1-1-0-0	9	8
1987-88	3	2	0	1	—	15	10	5	.833	1-0-1-0	9	6	1-0-0-0	6	4
1988-89	3	3	0	0	—	23	5	6	1.000	1-0-0-0	9	1	2-0-0-0	14	4
1989-90	3	1	2	0	—	12	12	2	.333	1-1-0-0	10	9	0-1-0-0	2	3
1990-91	3	2	1	0	—	9	6	4	.667	1-0-0-0	3	2	1-1-0-0	6	4
1991-92	3	1	2	0	—	14	17	2	.333	0-1-0-0	2	5	1-1-0-0	12	12
1992-93	3	0	2	1	—	7	13	1	.167	0-1-1-0	5	9	0-1-0-0	2	4
1993-94	4	1	2	1	—	15	14	3	.375	1-1-0-0	8	6	0-1-1-0	7	8
1994-95	4	2	2	0	—	17	14	4	.500	1-1-0-0	10	9	1-1-0-0	7	5
1995-96	4	0	3	1	—	10	19	1	.125	0-1-1-0	6	7	0-2-0-0	4	12
1996-97	4	3	1	0	—	17	17	6	.750	2-0-0-0	10	8	1-1-0-0	7	9



# VS. TORONTO MAPLE LEAFS

## EDMONTON OILERS VS. TORONTO MAPLE LEAFS

### YEARLY RECORD 1991-92 TO 2011-12

SEASON	GP	W	L	T	OTL	AT EDMONTON				AT TORONTO					
						GF	GA	PTS	PCT.	W-L-T-OTL	GF	GA	W-L-T-OTL	GF	GA
1997-98	4	2	2	0	—	11	13	4	.500	2-0-0-0	6	4	0-2-0-0	5	9
1998-99	3	0	3	0	—	5	11	0	.000	0-2-0-0	3	8	0-1-0-0	2	3
1999-00	3	0	2	0	1	4	10	1	.167	0-1-0-1	2	5	0-1-0-0	2	5
2000-01	3	1	2	0	0	8	8	2	.333	1-1-0-0	5	4	0-1-0-0	3	4
2001-02	2	1	1	0	0	5	5	2	.500	1-1-0-0	5	5	0-0-0-0	0	0
2002-03	3	2	1	0	0	10	9	4	.667	1-1-0-0	5	5	1-0-0-0	5	4
2003-04	2	1	1	0	0	4	6	2	.500	1-0-0-0	3	2	0-1-0-0	1	4
2004-05	DID NOT PLAY														
2005-06	1	0	1	0	0	2	3	0	.000	0-1-0-0	2	3	0-0-0-0	0	0
2006-07	1	0	1	0	0	3	4	0	.000	0-0-0-0	0	0	0-1-0-0	3	4
2007-08	DID NOT PLAY														
2008-09	2	1	1	0	0	6	6	2		0-1-0-0	2	5	1-0-0-0	4	1
2009-10	2	1	1	0	0	7	7	2		1-0-0-0	3	1	0-1-0-0	4	6
2010-11	2	1	1	0	0	6	4	2		0-1-0-0	1	4	1-0-0-0	5	0
2011-12	2	0	1	0	1	6	10	1		0-0-0-1	3	4	0-1-0-0	3	6
<b>TOTALS</b>	<b>90</b>	<b>41</b>	<b>39</b>	<b>8</b>	<b>2</b>	<b>362</b>	<b>326</b>	<b>92</b>		<b>24-16-6-2</b>	<b>189</b>	<b>155</b>	<b>17-23-2-0</b>	<b>173</b>	<b>171</b>

## EDMONTON OILERS VS. TORONTO MAPLE LEAFS

### 2011-12 RESULTS & STATISTICS

AT EDMONTON	WINNING GOAL	AT TORONTO	WINNING GOAL
15 Feb '12	EDM 3 vs TOR 4 (OT) Tim Connolly	06 Feb '12	EDM 3 vs TOR 6 Tyler Bozak

OILERS	GP	G	A	P	+/-	PIM	PP	SH	MAPLE LEAFS	GP	G	A	P	+/-	PIM	PP	SH
Jordan Eberle	2	3	0	3	3	0	0	0	Phil Kessel	2	2	4	5	0	0	0	0
Taylor Hall	2	1	2	3	2	0	0	0	Joffrey Lupul	2	2	1	3	3	2	0	0
Jeff Petry	2	1	1	2	0	0	0	0	Clarke MacArthur	2	1	2	3	1	0	0	0
Sam Gagner	2	0	2	2	2	0	0	0	Jake Gardiner	2	2	0	2	2	0	1	0
Ben Eager	2	1	0	1	0	5	0	0	Tim Connolly	2	1	1	2	2	0	0	0
Lennart Petrell	2	0	1	1	0	0	0	0	Matthew Lombardi	2	1	1	2	1	0	0	0
Ryan Whitney	2	0	1	1	-2	0	0	0	Cody Franson	2	0	2	-1	0	0	0	0
Andy Sutton	1	0	1	1	0	2	0	0	Mikhail Grabovski	2	0	2	2	2	0	0	0
Cam Barker	2	0	0	0	-3	0	0	0	Dion Phaneuf	2	0	2	2	2	0	0	0
Eric Belanger	2	0	0	0	-1	0	0	0	Tyler Bozak	2	1	0	1	2	0	0	0
Tom Gilbert	2	0	0	0	-1	0	0	0	Keith Aulie	1	0	1	1	2	0	0	0
Ales Hemyš	2	0	0	0	-5	0	0	0	Colby Armstrong	2	0	0	0	-1	0	0	0
Shawn Horcoff	2	0	0	0	0	0	0	0	Mike Brown	2	0	0	0	-3	5	0	0
Ryan Jones	2	0	0	0	-2	2	0	0	Nikolai Kulemin	2	0	0	0	0	0	0	0
Anton Lander	2	0	0	0	0	0	0	0	John-Michael Liles	2	0	0	0	-1	0	0	0
Ladislav Smid	2	0	0	0	2	0	0	0	David Steckel	2	0	0	0	-3	0	0	0
Ryan Smyth	2	0	0	0	-4	0	0	0	Darryl Boyce	1	0	0	0	-1	2	0	0
Ryan Nugent-Hopkins	1	0	0	0	-3	0	0	0	Joey Crabb	1	0	0	0	0	0	0	0
Magnus Paajarvi	1	0	0	0	-1	2	0	0	Carl Gunnarsson	1	0	0	0	1	0	0	0
Corey Potter	1	0	0	0	-2	0	0	0	Mike Komisarek	1	0	0	0	-1	0	0	0
									Luke Schenn	1	0	0	0	2	0	0	0

OILERS GOALTENDER	GP	MIN	W-L-OT	SO	GA	SA	SV	GAA	SV%
Nikolai Khabibulin	1	62	0-0-1	0	4	26	22	3.89	.846
Devan Dubnyk	1	58	0-1-0	0	5	30	25	5.13	.833

MAPLE LEAFS GOALTENDER	GP	MIN	W-L-OT	SO	GA	SA	SV	GAA	SV%
James Reimer	2	121	2-0-0	0	6	62	56	2.97	.903

GOALS BY PERIOD	1	2	3	OT	TOTAL	SHOTS BY PERIOD	1	2	3	OT	TOTAL
Oilers	3	2	1	0	6	Oilers	26	20	15	1	62
Maple Leafs	4	3	2	1	10	Maple Leafs	25	14	17	1	57

POWERPLAY	PPG	ATT	PCT.	PENALTY KILLING	PK	TSH	PCT.
Oilers	0	2	00.0	Oilers	2	3	66.7
Maple Leafs	1	3	33.3	Maple Leafs	2	2	100.0

# VS. VANCOUVER CANUCKS



## VANCOUVER CANUCKS

Rogers Arena  
800 Griffiths Way  
Vancouver, BC V6B 6G1

## 2013 GAMES VS. VANCOUVER

At Edmonton – February 4, March 30, April 27  
At Vancouver – January 20, April 4

### CLUB DIRECTORY

Chairman, Canucks L.P. and Governor, NHL	Francesco Aquilini
Alternate Governors, NHL	Roberto Aquilini, Paolo Aquilini
Executive Office Manager	Cheryl Loveseath
President, G.M. and Alt. Governor, NHL	Mike Gillis
Executive Assistants	Joan Stobbs, Andrea Lobo
Chief Operating Officer and Alt. Governor, NHL	Victor de Bonis
Executive Vice President, Sales and Marketing	Trent Carroll
Vice President, Hockey Ops and Assistant G.M.	Laurence Gilman
Vice President, Player Personnel and Assistant G.M.	Lorne Henning
Vice President and G.M., Arena Operations	Michael Doyle
Vice President, Business and General Counsel	Chris Gear
Vice President, Finance and CFO	Todd Kobus
Vice President, Communications and Community Partnerships	TC Carling
Vice President, Marketing and Game Presentation	Ali Gardiner
Vice President, Construction	Harvey Jones
President, G.M. and Alt. Governor, NHL	Mike Gillis
Vice President, Player Personnel and Asst. G.M.	Lorne Henning
Vice President, Hockey Operations and Asst. G.M.	Laurence Gilman
Senior Advisor to the General Manager	Stan Smyl
Head Coach	Alain Vigneault
Associate Coach	Rick Bowness
Assistant Coach	Newell Brown
Assistant Coach, Video	Darryl Williams
Goaltending Coach	Roland Takahashi
Strength & Conditioning Coach	Roger Takahashi
Skill Coach	Glenn Carnegie
Director, Player Development	Dave Gagner
Director, Player Personnel	Eric Crawford
Director, Hockey Administration	Jonathan Wall
Head Coach, Chicago Wolves	Scott Arniel
Assistant Coaches, Chicago Wolves	Nolan Baumgartner, Mike Foligno
Vice President, Communications and Community Partnerships	TC Carling
Director, Media Relations and Team Operations	Ben Brown
Manager, Media Relations and Publications	Stephanie Maniogo
Coordinator, Media Relations and Publications	Jen Rollins
Chief Amateur Scout	Ron Delorme
Associate Chief Scout	Thomas Gradin
Director, Player Personnel	Eric Crawford
Director of Hockey Administration	Jonathan Wall
Arena (Capacity)	General Motors Place (18,910)
Media Relations Phone	(604) 899-4600
Media Relations FAX	(604) 899-4640
Website	www.canucks.com

## EDMONTON OILERS VS. VANCOUVER CANUCKS

### YEARLY RECORD 1979-80 TO 2011-12

SEASON	GP	W	L	T	OTL	GF	GA	PTS	PCT.	AT EDMONTON			AT VANCOUVER		
										W-L-T-OTL	GF	GA	W-L-T-OTL	GF	GA
1979-80	4	1	2	1	—	11	17	3	.375	0-1-1-0	6	9	1-1-0-0	5	8
1980-81	4	2	2	0	—	19	13	4	.500	1-1-0-0	9	7	1-1-0-0	10	6
1981-82	8	5	2	1	—	36	25	11	.688	4-0-0-0	26	10	1-2-1-0	10	15
1982-83	8	5	2	1	—	42	25	11	.688	2-1-1-0	18	13	3-1-0-0	24	12
1983-84	8	6	1	1	—	51	32	13	.813	3-0-1-0	29	16	3-1-0-0	22	16
1984-85	8	3	3	2	—	38	28	8	.500	3-1-0-0	22	8	0-2-2-0	16	20
1985-86	8	7	0	1	—	51	23	15	.938	3-0-1-0	31	12	4-0-0-0	20	11
1986-87	8	7	0	1	—	44	23	15	.938	4-0-0-0	19	9	3-0-1-0	25	14
1987-88	8	7	0	1	—	46	27	15	.938	4-0-0-0	25	15	3-0-1-0	21	12
1988-89	8	3	5	0	—	23	30	6	.375	2-2-0-0	11	13	1-3-0-0	12	17
1989-90	8	6	1	1	—	31	19	13	.813	3-1-0-0	18	13	3-0-1-0	14	6
1990-91	8	5	3	0	—	41	34	10	.625	4-0-0-0	23	14	1-3-0-0	18	20
1991-92	7	5	2	0	—	35	26	10	.714	2-1-0-0	15	9	3-1-0-0	20	17
1992-93	7	3	4	0	—	26	25	6	.429	2-2-0-0	15	11	1-2-0-0	11	14
1994-95	5	1	3	1	—	14	24	3	.300	0-2-0-0	3	10	1-1-1-0	11	14
1995-96	6	2	2	2	—	21	20	6	.500	1-1-1-0	10	9	1-1-1-0	11	11
1996-97	5	2	2	1	—	19	12	5	.500	1-1-1-0	8	7	1-1-0-0	11	5
1997-98	5	1	4	0	—	12	20	2	.200	1-1-0-0	6	8	0-3-0-0	6	12
1998-99	6	5	0	1	—	20	9	11	.917	3-0-0-0	12	6	2-0-1-0	8	3
1999-00	6	3	1	1	1	20	19	8	.667	1-1-1-0	8	8	2-0-0-1	12	11
2000-01	5	2	2	0	1	16	18	5	.500	1-1-0-1	10	11	1-1-0-0	6	7



## EDMONTON OILERS VS. VANCOUVER CANUCKS

### YEARLY RECORD 1991-92 TO 2011-12

SEASON	GP	W	L	T	OTL	GF	GA	PTS	PCT.	AT EDMONTON			AT VANCOUVER		
										W-L-T-OTL	GF	GA	W-L-T-OTL	GF	GA
2001-02	5	2	1	2	0	12	10	6	.600	1-1-0-0	6	6	1-0-2-0	6	4
2002-03	5	0	2	1	2	13	20	3	.300	0-2-0-1	7	13	0-0-1-1	6	7
2003-04	6	2	3	0	1	15	20	5	.417	1-1-0-1	7	10	1-2-0-0	8	10
2004-05	DID NOT PLAY														
2005-06	8	6	1	0	1	31	27	13	.813	3-1-0-0	13	11	3-0-0-1	18	16
2006-07	8	2	5	0	1	17	24	5	.313	1-3-0-0	7	14	1-2-0-1	10	10
2007-08	8	4	4	0	0	16	23	8	.500	2-2-0-0	10	14	2-2-0-0	6	9
2008-09	6	3	3	0	0	18	19	6		2-1-0-0	10	7	1-2-0-0	8	12
2009-10	6	2	3	0	1	11	19	5		2-0-0-1	7	6	0-3-0-0	4	13
2010-11	6	2	4	0	0	13	16	4		1-2-0-0	6	6	1-2-0-0	7	10
2011-12	6	1	4	0	1	13	22	3		1-2-0-0	8	11	0-2-0-1	5	11
<b>TOTALS</b>	<b>211</b>	<b>107</b>	<b>76</b>	<b>19</b>	<b>9</b>	<b>795</b>	<b>701</b>	<b>242</b>		<b>61-33-7-4</b>	<b>417</b>	<b>325</b>	<b>46-43-12-5</b>	<b>378</b>	<b>376</b>

## EDMONTON OILERS VS. VANCOUVER CANUCKS

### 2011-12 RESULTS & STATISTICS

AT EDMONTON		WINNING GOAL	AT VANCOUVER		WINNING GOAL
19 Feb '12	EDM 2 vs VAN 5	Kevin Bieksa	07 Apr '12	EDM 0 vs VAN 3	Henrik Sedin
25 Oct '11	EDM 3 vs VAN 2	Taylor Hall	24 Jan '12	EDM 2 vs VAN 3 (SO)	Cody Hodgson
15 Oct '11	EDM 3 vs VAN 4	Sami Salo	26 Dec '11	EDM 3 vs VAN 5	Alexandre Burrows

OILERS	GP	G	A	P	+/-	PIM	PP	SH	CANUCKS	GP	G	A	P	+/-	PIM	PP	SH
Jordan Eberle	6	2	4	6	0	2	1	0	Alexandre Burrows	6	3	5	8	5	2	0	1
Taylor Hall	5	2	4	6	1	4	1	0	Henrik Sedin	6	3	4	7	4	2	2	0
Ryan Nugent-Hopkins	4	3	2	5	1	4	2	0	Daniel Sedin	5	3	3	6	3	6	0	0
Corey Potter	4	0	5	5	-1	0	0	0	Sami Salo	6	3	2	5	1	0	2	0
Shawn Horcoff	6	3	0	3	-6	2	0	0	Chris Higgins	6	1	4	5	5	0	0	0
Ryan Smyth	6	1	2	3	-6	6	1	0	Ryan Kesler	5	1	4	5	2	2	0	0
Ales Hemsky	3	0	3	3	0	2	0	0	Kevin Bieksa	6	1	2	3	6	0	0	0
Ryan Jones	6	1	1	2	-4	0	0	0	Cody Hodgson	5	1	2	3	3	0	0	0
Tom Gilbert	4	0	2	2	-1	0	0	0	Jannik Hansen	6	0	3	3	2	8	0	0
Magnus Paajarvi	4	1	0	1	0	0	0	0	David Booth	4	2	0	2	0	0	1	0
Sam Gagner	5	0	1	1	-1	0	0	0	Andrew Ebbett	2	2	0	2	2	0	0	0
Ladislav Smid	5	0	1	1	-1	6	0	0	Alexander Edler	6	0	2	2	1	2	0	0
Eric Belanger	6	0	0	0	-2	8	0	0	Manny Malhotra	6	0	2	2	-2	0	0	0
Anton Lander	5	0	0	0	-1	2	0	0	Samuel Pahlsson	1	1	0	1	1	2	0	0
Andy Sutton	5	0	0	0	-3	9	0	0	Dan Hamhuis	6	0	1	1	8	2	0	0
Cam Barker	4	0	0	0	-2	0	0	0	Dale Weise	6	0	1	1	0	20	0	0
Ben Eager	4	0	0	0	-2	14	0	0	Keith Ballard	4	0	1	1	0	2	0	0
Darcy Hordichuk	4	0	0	0	0	4	0	0	Mikael Samuelsson	1	0	1	1	1	2	0	0
Lennart Petrell	4	0	0	0	-1	0	0	0	Maxim Lapierre	6	0	0	0	-2	4	0	0
Jeff Petry	4	0	0	0	-4	2	0	0	Andrew Alberts	3	0	0	0	2	4	0	0
Ryan Whitney	4	0	0	0	-1	0	0	0	Mason Raymond	3	0	0	0	-1	0	0	0
Theo Peckham	3	0	0	0	-1	7	0	0	Aaron Rome	3	0	0	0	-2	2	0	0
Teemu Hartikainen	2	0	0	0	-1	0	0	0	Christopher Tanev	2	0	0	0	0	0	0	0
Linus Omark	1	0	0	0	-1	0	0	0	Aaron Volpatti	2	0	0	0	0	5	0	0
Alex Plante	1	0	0	0	-1	0	0	0	Byron Bitz	1	0	0	0	0	0	0	0
Nick Schultz	1	0	0	0	-1	0	0	0	Marco Sturm	1	0	0	0	-1	0	0	0
Colten Teubert	1	0	0	0	0	0	0	0									
Chris VandeVelde	1	0	0	0	0	0	0	0									

OILERS GOALTENDER	GP	MIN	W-L-OT	SO	GA	SA	SV	GAA	SV%
Nikolai Khabibulin	3	138	1-1-0	0	9	80	71	3.91	.888
Devan Dubnyk	4	224	0-3-1	0	12	117	105	3.22	.897
CANUCKS GOALTENDER	GP	MIN	W-L-OT	SO	GA	SA	SV	GAA	SV%
Roberto Luongo	5	272	4-1-0	1	11	114	103	2.43	.904
Cory Schneider	2	91	1-0-0	0	2	36	34	1.31	.944

GOALS BY PERIOD	1	2	3	OT	TOTAL	SHOTS BY PERIOD	1	2	3	OT	TOTAL
Oilers	2	9	2	0	13	Oilers	49	51	47	3	150
Canucks	7	7	7	0	21	Canucks	77	48	64	8	197

POWERPLAY	PPG	ATT	PCT.	PENALTY KILLING	PK	TSH	PCT.
Oilers	5	19	26.3	Oilers	19	24	79.2
Canucks	5	24	20.8	Canucks	14	19	73.7

# VS. WASHINGTON CAPITALS



## WASHINGTON CAPITALS

627 N. Glebe Road, Suite 850  
Arlington, VA 22203

## 2013 GAMES VS. WASHINGTON

At Edmonton – None  
At Washington – None

### CLUB DIRECTORY

Ownership .....	Monumental Sports & Entertainment
Chairman and Majority Owner .....	Ted Leonsis
Vice Chairman and President, C.O.O. ....	Dick Patrick
Vice Chairmen .....	Raul Fernandez, Sheila Johnson
MSE Partners .....	Scott Brickman, Neil D. Cohen, Jack Davies, Richard Fairbank, Michelle D. Freeman, Richard Kay, Jeong Kim, Mark D. Lerner, Roger Mody, Anthony Nader, Fred Schaufeld, George Stamas, Earl Stafford, Cliff White
Vice President and General Manager .....	George McPhee
Assistant General Manager, Dir. of Legal Affairs .....	Don Fishman
Head Coach .....	Adam Oates
Assistant Coaches .....	Tim Hunter, Calle Johansson, Blaine Forsythe
Director of Goaltending & Goaltending Coach .....	Dave Prior
Associate Goaltending Coach .....	Olie Kolzig
Strength and Conditioning Coach .....	Mark Nemish
Director, Team Operations .....	Katy Headman
Hockey Operations Assistants .....	Eric Garvey, Evan Gold
Manager, Team Services .....	Ian Anderson
Hershey Bears, Head Coach / Assistant Coach .....	Mark French / Troy Mann
Assistant General Manager, Dir. Player Personnel .....	Brian MacLellan
Director, Player Development .....	Steve Richmond
Director, Amateur Scouting .....	Ross Mahoney
Director, Scouting Operations .....	Kris Wagner
Senior Vice President, Communications and CCO, Monumental Sports & Entertainment .....	Kurt Kehl
Director, Media Relations .....	Sergey Kocharov
Media Relations Manager .....	Ben Guerrero
Communications Coordinator .....	Megan Eichenberg
Arena (Capacity) .....	Verizon Center (18,506)
Media Relations Phone .....	(202) 266-2200
Media Relations FAX .....	(202) 266-2360
Website .....	www.washingtoncaps.com

## EDMONTON OILERS VS. WASHINGTON CAPITALS

### YEARLY RECORD 1979-80 TO 2011-12

SEASON	GP	W	L	T	OTL	GF	GA	PTS	PCT.	AT EDMONTON			AT WASHINGTON		
										W-L-T-OTL	GF	GA	W-L-T-OTL	GF	GA
1979-80	4	3	1	0	—	22	13	6	.750	1-1-0-0	12	8	2-0-0-0	10	5
1980-81	4	1	2	1	—	14	17	3	.375	1-0-1-0	8	5	0-2-0-0	6	12
1981-82	3	2	0	1	—	15	10	5	.833	1-0-0-0	5	3	1-0-1-0	10	7
1982-83	3	2	0	1	—	14	9	5	.833	1-0-1-0	9	6	1-0-0-0	5	3
1983-84	3	2	1	0	—	20	16	4	.667	1-0-0-0	11	3	1-1-0-0	9	13
1984-85	3	1	0	2	—	14	11	4	.667	0-0-2-0	6	6	1-0-0-0	8	5
1985-86	3	0	3	0	—	8	15	0	.000	0-1-0-0	2	5	0-2-0-0	6	10
1986-87	3	1	2	0	—	11	13	2	.333	1-1-0-0	9	8	0-1-0-0	2	5
1987-88	3	1	2	0	—	5	8	2	.333	1-0-0-0	3	2	0-2-0-0	2	6
1988-89	3	1	2	0	—	9	16	2	.333	1-1-0-0	6	11	0-1-0-0	3	5
1989-90	3	2	1	0	—	13	11	4	.667	0-1-0-0	3	4	2-0-0-0	10	7
1990-91	3	0	3	0	—	6	12	0	.000	0-2-0-0	3	6	0-1-0-0	3	6
1991-92	2	0	2	0	—	7	12	0	.000	0-1-0-0	5	6	0-1-0-0	2	6
1992-93	2	1	1	0	—	7	6	2	.500	1-0-0-0	4	2	0-1-0-0	3	4
1993-94	2	0	1	1	—	4	5	1	.250	0-1-0-0	2	3	0-0-1-0	2	2
1994-95	DID NOT PLAY														
1995-96	2	0	2	0	—	4	8	0	.000	0-1-0-0	1	2	0-1-0-0	3	6
1996-97	2	2	0	0	—	7	2	2	1.000	1-0-0-0	4	1	1-0-0-0	3	1
1997-98	2	1	1	0	—	5	4	2	.500	1-0-0-0	4	2	0-1-0-0	1	2



## EDMONTON OILERS VS. WASHINGTON CAPITALS

YEARLY RECORD 1991-92 TO 2011-12

SEASON	GP	W	L	T	OTL	GF	GA	PTS	PCT.	AT EDMONTON			AT WASHINGTON		
										W-L-T-OTL	GF	GA	W-L-T-OTL	GF	GA
1998-99	2	1	1	0	—	11	6	2	.500	1-0-0-0	8	2	0-1-0-0	3	4
1999-00	1	1	0	0	0	6	2	2	1.000	1-0-0-0	6	2	0-0-0-0	0	0
2000-01	1	0	1	0	0	0	4	0	.000	0-0-0-0	0	0	0-1-0-0	0	4
2001-02	2	1	1	0	0	6	5	2	.500	1-0-0-0	4	1	0-1-0-0	2	4
2002-03	1	1	0	0	0	5	3	2	1.000	1-0-0-0	5	3	0-0-0-0	0	0
2003-04	1	0	1	0	0	0	1	0	.000	0-0-0-0	0	0	0-1-0-0	0	1
2004-05	DID NOT PLAY														
2005-06	DID NOT PLAY														
2006-07	1	1	0	0	0	4	0	2	1.000	1-0-0-0	4	0	0-0-0-0	0	0
2007-08	1	0	0	0	1	4	5	1	.500	0-0-0-0	0	0	0-0-0-1	4	5
2008-09	1	1	0	0	0	5	2	2		0-0-0-0	0	0	1-0-0-0	5	2
2009-10	1	0	1	0	0	2	4	0		0-1-0-0	2	4	0-0-0-0	0	0
2010-11	1	0	1	0	0	5	0	0		0-0-0-0	0	0	0-1-0-0	0	5
2011-12	1	1	0	0	0	2	1	2		1-0-0-0	2	1	0-0-0-0	0	0
<b>TOTALS</b>	<b>64</b>	<b>27</b>	<b>31</b>	<b>6</b>	<b>1</b>	<b>230</b>	<b>226</b>	<b>61</b>		<b>17-11-4-0</b>	<b>128</b>	<b>96</b>	<b>10-19-2-1</b>	<b>102</b>	<b>130</b>

## EDMONTON OILERS VS. WASHINGTON CAPITALS

2011-12 RESULTS & STATISTICS

AT EDMONTON

WINNING GOAL

27 Oct '11 EDM 2 vs WSH 1 Jordan Eberle

OILERS	GP	G	A	P	+/-	PIM	PP	SH	CAPITALS	GP	G	A	P	+/-	PIM	PP	SH
Jordan Eberle	1	1	1	2	-1	0	1	0	Karl Alzner	1	1	0	1	1	2	0	0
Corey Potter	1	0	2	2	-1	0	0	0	Jason Chimera	1	0	1	1	1	0	0	0
Taylor Hall	1	1	0	1	-1	0	1	0	Jeff Halpern	1	0	1	1	1	0	0	0
Ryan Nugent-Hopkins	1	0	1	1	-1	0	0	0	Nicklas Backstrom	1	0	0	0	0	0	0	0
Cam Barker	1	0	0	0	0	0	0	0	Troy Brouwer	1	0	0	0	0	2	0	0
Eric Belanger	1	0	0	0	0	0	0	0	John Carlson	1	0	0	0	0	2	0	0
Ben Eager	1	0	0	0	0	0	0	0	Sean Collins	1	0	0	0	1	0	0	0
Sam Gagner	1	0	0	0	0	0	0	0	Roman Hamrlik	1	0	0	0	0	2	0	0
Tom Gilbert	1	0	0	0	-1	0	0	0	Matt Hendricks	1	0	0	0	0	2	0	0
Shawn Horcoff	1	0	0	0	0	0	0	0	Marcus Johansson	1	0	0	0	0	2	0	0
Ryan Jones	1	0	0	0	0	0	0	0	Mike Knuble	1	0	0	0	0	0	0	0
Anton Lander	1	0	0	0	0	4	0	0	Brooks Laich	1	0	0	0	0	0	0	0
Magnus Paajarvi	1	0	0	0	0	0	0	0	Alex Ovechkin	1	0	0	0	0	0	0	0
Theo Peckham	1	0	0	0	0	2	0	0	Mathieu Perreault	1	0	0	0	0	2	0	0
Lennart Petrell	1	0	0	0	0	0	0	0	Jeff Schultz	1	0	0	0	0	2	0	0
Ladislav Smid	1	0	0	0	0	2	0	0	Alexander Semin	1	0	0	0	0	2	0	0
Ryan Smyth	1	0	0	0	0	2	0	0	Joel Ward	1	0	0	0	1	0	0	0
Andy Sutton	1	0	0	0	0	2	0	0	Dennis Wideman	1	0	0	0	0	0	0	0

OILERS GOALTENDER	GP	MIN	W-L-OT	SO	GA	SA	SV	GAA	SV%
Nikolai Khabibulin	1	60	1-0-0	0	1	35	34	1.00	.971
CAPITALS GOALTENDER	GP	MIN	W-L-OT	SO	GA	SA	SV	GAA	SV%
Tomas Vokoun	1	59	0-1-0	0	2	19	17	2.04	.895

GOALS BY PERIOD	1	2	3	OT	TOTAL	SHOTS BY PERIOD	1	2	3	OT	TOTAL
Oilers	1	1	0	0	2	Oilers	5	8	6	0	19
Capitals	1	0	0	0	1	Capitals	9	7	19	0	35

POWERPLAY	PPG	ATT	PCT.	PENALTY KILLING	PK	TSH	PCT.
Oilers	2	8	25.0	Oilers	4	4	100.0
Capitals	0	4	00.0	Capitals	6	8	75.0

# VS. WINNIPEG JETS



**WINNIPEG JETS**  
 MTS Centre  
 345 Graham Avenue  
 Winnipeg, MB R3C 5S6

## 2013 GAMES VS. WINNIPEG

At Edmonton – None  
 At Winnipeg – None

### CLUB DIRECTORY

Chairman and Governor .....	Mark Chipman
President and Chief Executive Officer.....	Jim Ludlow
Exec. V.P. and Chief Financial Officer .....	John Olfert
Exec. V.P. and General Manager.....	Kevin Cheveldayoff
Sr. V.P. and Director Hockey Ops/Asst. G.M. ....	Craig Heisinger
Sr. V.P. and General Manager – MTS Centre.....	Kevin Donnelly
Sr. V.P., Sales & Marketing.....	Norva Riddell
Assistant General Manager.....	Larry Simmons
Manager, Hockey Ops & Team Services.....	Ryan Bowness
Head Coach.....	Claude Noel
Assistant Coaches.....	Charlie Huddy, Perry Pearn, Pascal Vincent
Goaltending Coach.....	Wade Flaherty
Video Coach.....	Tony Borgford
Director, Pro Scouting.....	Mark Dobson
Director, Amateur Scouting.....	Marcel Comeau
Head Scout.....	Mark Hillier
Director, Player Development.....	Jimmy Roy
Senior Director Corporate Communications.....	Scott Brown
Communications Coordinators.....	Christina Caligiuri, Kalen Qually
Communications Intern.....	Chris Kreviazuk
Arena (Capacity) .....	MTS Center (15,004)
Media Relations Phone.....	(204) 987-7825
Media Relations FAX.....	(204) 926-5555
Twitter.....	@NHLJets
Website.....	www.winnipegjets.com

## EDMONTON OILERS VS. WINNIPEG JETS (ATLANTA THRASHERS)

### YEARLY RECORD 1999-00 TO 2011-12

SEASON	GP	W	L	T	OTL	GF	GA	PTS	PCT.	AT EDMONTON			AT WINNIPEG/ATLANTA		
										W-L-T-OTL	GF	GA	W-L-T-OTL	GF	GA
1999-00	2	2	0	0	0	8	4	4	1.000	1-0-0-0	5	4	1-0-0-0	3	0
2000-01	1	0	1	0	0	1	3	0	.000	0-1-0-0	1	3	0-0-0-0	0	0
2001-02	1	0	1	0	0	2	3	0	.000	0-0-0-0	0	0	0-1-0-0	2	3
2002-03	2	1	0	1	0	6	3	3	.750	0-0-1-0	3	3	1-0-0-0	3	0
2003-04	1	1	0	0	0	5	1	2	1.000	1-0-0-0	5	1	0-0-0-0	0	0
2004-05									DID NOT PLAY						
2005-06									DID NOT PLAY						
2006-07	1	1	0	0	0	5	1	2	1.000	1-0-0-0	5	1	0-0-0-0	0	0
2007-08	1	1	0	0	0	4	2	2	1.000	0-0-0-0	0	0	1-0-0-0	4	2
2008-09	1	0	0	0	1	3	4	1		0-0-0-1	3	4	0-0-0-0	0	0
2009-10	1	0	1	0	0	2	3	0		0-0-0-0	0	0	0-1-0-0	2	3
2010-11	1	1	0	0	0	5	3	2		1-0-0-0	5	3	0-0-0-0	0	0
2011-12	1	1	0	0	0	5	3	2							
<b>TOTALS</b>	<b>13</b>	<b>8</b>	<b>3</b>	<b>1</b>	<b>1</b>	<b>46</b>	<b>30</b>	<b>18</b>		<b>4-1-1-1</b>	<b>27</b>	<b>19</b>	<b>4-2-0-0</b>	<b>19</b>	<b>11</b>
<b>ATLANTA</b>	<b>12</b>	<b>7</b>	<b>3</b>	<b>1</b>	<b>1</b>	<b>41</b>	<b>27</b>	<b>16</b>		<b>4-1-1-1</b>	<b>27</b>	<b>19</b>	<b>3-2-0-0</b>	<b>14</b>	<b>8</b>
<b>WINNIPEG</b>	<b>1</b>	<b>1</b>	<b>0</b>	<b>0</b>	<b>0</b>	<b>5</b>	<b>3</b>	<b>2</b>		<b>0-0-0-0</b>	<b>0</b>	<b>0</b>	<b>1-0-0-0</b>	<b>5</b>	<b>3</b>

\* Franchise in Atlanta from 1999-00 to 2010-11. Moved to Winnipeg for 2011-12 season.





## EDMONTON OILERS VS. WINNIPEG JETS/ATLANTA

### 2011-12 RESULTS & STATISTICS

#### AT WINNIPEG

27 Feb '12

EDM 5 vs WPG 3

#### WINNING GOAL

Taylor Hall

OILERS	GP	G	A	P	+/-	PIM	PP	SH	JETS	GP	G	A	P	+/-	PIM	PP	SH
Taylor Hall	1	1	1	2	1	4	0	0	Nik Antropov	1	1	1	2	-2	0	1	0
Lennart Petrell	1	1	1	2	2	2	0	0	Alexander Burmistrov	1	1	1	2	-1	0	0	0
Jordan Eberle	1	1	0	1	1	0	0	0	Dustin Byfuglien	1	0	2	2	0	2	0	0
Ryan Jones	1	1	0	1	0	2	1	0	Kyle Wellwood	1	1	0	1	0	0	1	0
Ryan Whitney	1	1	0	1	0	0	1	0	Evander Kane	1	0	1	1	-1	2	0	0
Eric Belanger	1	0	1	1	2	0	0	0	Tobias Enstrom	1	0	0	0	0	0	0	0
Ales Hemsky	1	0	1	1	0	0	0	0	Mark Flood	1	0	0	0	-2	0	0	0
Ryan Nugent-Hopkins	1	0	1	1	0	0	0	0	Tanner Glass	1	0	0	0	0	0	0	0
Ladislav Smid	1	0	1	1	0	0	0	0	Ron Hainsey	1	0	0	0	0	0	0	0
Ryan Smyth	1	0	1	1	0	0	0	0	Randy Jones	1	0	0	0	-2	0	0	0
Cam Barker	1	0	0	0	2	0	0	0	Andrew Ladd	1	0	0	0	-1	0	0	0
Ben Eager	1	0	0	0	1	0	0	0	Bryan Little	1	0	0	0	-1	2	0	0
Sam Gagner	1	0	0	0	1	0	0	0	Antti Miettinen	1	0	0	0	0	0	0	0
Shawn Horcoff	1	0	0	0	-1	0	0	0	Jim Slater	1	0	0	0	0	0	0	0
Darcy Hordichuk	1	0	0	0	0	0	0	0	Tim Stapleton	1	0	0	0	0	0	0	0
Jeff Petry	1	0	0	0	0	0	0	0	Mark Stuart	1	0	0	0	0	0	0	0
Corey Potter	1	0	0	0	0	0	0	0	Chris Thorburn	1	0	0	0	0	0	0	0
Andy Sutton	1	0	0	0	2	0	0	0	Blake Wheeler	1	0	0	0	-1	2	0	0

OILERS GOALTENDER	GP	MIN	W-L-OT	SO	GA	SA	SV	GAA	SV%
Devan Dubnyk	1	60	1-0-0	0	3	32	29	3.00	.906
JETS GOALTENDER	GP	MIN	W-L-OT	SO	GA	SA	SV	GAA	SV%
Ondrej Pavelec	1	58	0-1-0	0	5	25	20	5.17	.800

GOALS BY PERIOD	1	2	3	OT	TOTAL	SHOTS BY PERIOD	1	2	3	OT	TOTAL
Oilers	0	1	4	0	5	Oilers	12	4	9	0	25
Jets	0	2	1	0	3	Jets	7	10	15	0	32

POWERPLAY	PPG	ATT	PCT.	PENALTY KILLING	PK	TSH	PCT.
Oilers	2	3	66.7	Oilers	1	3	33.3
Jets	2	3	66.7	Jets	1	3	33.3

# THE OILERS RECORD BOOK

## EDMONTON OILERS YEARLY RECORD — 1979-80 TO 2011-12

SEASON	GP	W	L	T	OTL	GF	GA	PTS	PCT.	NHL RANK	FINISHED	PLAYOFF RESULT
1979-80	80	28	39	13	—	301	322	69	.431	16	4th Smythe	Lost Preliminary Round
1980-81	80	29	35	16	—	328	327	74	.463	14	4th Smythe	Lost Quarter-Final
1981-82	80	48	17	15	—	417	295	111	.694	2	1st Smythe	Lost Division Semi-Final
1982-83	80	47	21	12	—	424	315	106	.663	3	1st Smythe	Lost Stanley Cup Final
1983-84	80	57	18	5	—	446	314	119	.744	1	1st Smythe	WON STANLEY CUP
1984-85	80	49	20	11	—	401	298	109	.681	2	1st Smythe	WON STANLEY CUP
1985-86	80	56	17	7	—	426	310	119	.744	1	1st Smythe	Lost Division Semi-Final
1986-87	80	50	24	6	—	372	284	106	.663	1	1st Smythe	WON STANLEY CUP
1987-88	80	44	25	11	—	363	288	99	.619	3	2nd Smythe	WON STANLEY CUP
1988-89	80	38	34	8	—	325	306	84	.525	7	3rd Smythe	Lost Division Semi-Final
1989-90	80	38	28	14	—	315	283	90	.563	5	2nd Smythe	WON STANLEY CUP
1990-91	80	37	37	6	—	272	272	80	.500	11	3rd Smythe	Lost Conference Final
1991-92	80	36	34	10	—	295	297	82	.513	12	3rd Smythe	Lost Conference Final
1992-93	84	26	50	8	—	242	337	60	.357	20	5th Smythe	Out of Playoffs
1993-94	84	25	45	14	—	261	305	64	.381	23	6th Pacific	Out of Playoffs
1994-95	48	17	27	4	—	136	183	38	.396	22	5th Pacific	Out of Playoffs
1995-96	82	30	44	8	—	240	304	68	.415	21	5th Pacific	Out of Playoffs
1996-97	82	36	37	9	—	252	247	81	.494	13	3rd Pacific	Lost Conference Semi-Final
1997-98	82	35	37	10	—	215	224	80	.488	15	3rd Pacific	Lost Conference Semi-Final
1998-99	82	33	37	12	—	230	226	78	.476	16	2nd Northwest	Lost Conference Quarter-Final
1999-00	82	32	26	16	8	226	212	88	.537	14	2nd Northwest	Lost Conference Quarter-Final
2000-01	82	39	28	12	3	243	222	93	.567	12	2nd Northwest	Lost Conference Quarter-Final
2001-02	82	38	28	12	4	205	182	92	.561	15	3rd Northwest	Out of Playoffs
2002-03	82	36	26	11	9	231	230	92	.561	14	4th Northwest	Lost Conference Quarter-Final
2003-04	82	36	29	12	5	221	208	89	.543	17	4th Northwest	Out of Playoffs
2004-05	—	—	—	—	—	—	—	—	—	—	Season Cancelled	— NHL Lockout
2005-06	82	41	28	13	—	256	251	95	.579	14	3rd Northwest	Lost Stanley Cup Final
2006-07	82	32	43	—	7	195	248	71	.433	25	5th Northwest	Out of Playoffs
2007-08	82	41	35	—	6	235	251	88	.537	19	4th Northwest	Out of Playoffs
2008-09	82	38	35	—	9	234	248	85	.518	21	4th Northwest	Out of Playoffs
2009-10	82	27	47	—	8	214	284	62	.378	30	5th Northwest	Out of Playoffs
2010-11	82	25	45	—	12	191	260	62	.378	30	5th Northwest	Out of Playoffs
2011-12	82	32	40	—	10	212	239	74	.451	29	5th Northwest	Out of Playoffs
TOTALS	2568	1176	1036	262	94	8923	8572	2708	.527			5 STANLEY CUPS

## EDMONTON OILERS YEARLY HOME RECORD — 1979-80 TO 2011-12

SEASON	GP	W	L	T	OTL	GF	GA	PTS	PCT.	NHL RANK	
1979-80	40	17	14	9	—	165	145	43	.538	15	
1980-81	40	17	13	10	—	178	151	44	.550	14	
1981-82	40	31	5	4	—	244	138	66	.825	2	
1982-83	40	25	9	6	—	212	148	56	.700	7	
1983-84	40	31	5	4	—	241	135	66	.825	1	
1984-85	40	26	7	7	—	207	136	59	.738	2	
1985-86	40	32	6	2	—	228	141	66	.825	2	
1986-87	40	29	6	5	—	199	124	63	.788	1	
1987-88	40	28	8	4	—	197	126	60	.750	1	
1988-89	40	21	16	3	—	172	150	45	.563	10	
1989-90	40	23	11	6	—	165	130	52	.650	5 T	
1990-91	40	22	15	3	—	134	119	47	.588	10	
1991-92	40	22	13	5	—	151	121	49	.613	11 T	
1992-93	42	16	21	5	—	132	151	37	.440	20	
1993-94	42	17	22	3	—	147	147	37	.440	21	
1994-95	24	11	12	1	—	69	84	23	.479	19	
1995-96	41	15	21	5	—	118	143	35	.427	23	
1996-97	41	21	16	4	—	124	117	46	.561	12	
1997-98	41	20	16	5	—	103	103	45	.549	11	
1998-99	41	17	19	5	—	113	112	39	.476	20	
1999-00	41	18	11	9	3	118	94	48	.585	15	
2000-01	41	23	9	7	2	124	92	55	.671	9	
2001-02	41	23	14	4	0	110	84	50	.610	11	
2002-03	41	20	12	5	4	111	105	49	.598	15	
2003-04	41	22	12	4	3	123	102	51	.622	11	
2004-05	—	—	—	—	—	—	—	—	—	—	Season Cancelled — NHL Lockout
2005-06	41	20	15	6	—	130	128	46	.561	23	
2006-07	41	19	19	—	3	114	127	41	.500	22	
2007-08	41	23	17	—	1	123	115	47	.573	18	
2008-09	41	18	17	—	6	109	114	42	.512	25	
2009-10	41	18	19	—	4	119	132	40	.488	30	
2010-11	41	13	22	—	6	89	119	32	.390	30	
2011-12	41	18	17	—	6	105	110	44	.537	29	
TOTALS	1284	676	439	125	44	4673	3943	1521	.592		



## EDMONTON OILERS YEARLY ROAD RECORD – 1979-80 TO 2011-12

SEASON	GP	W	L	T	OTL	GF	GA	PTS	PCT.	NHL RANK
1979-80	40	11	25	4	—	136	177	26	.325	15
1980-81	40	12	22	6	—	150	176	30	.375	15
1981-82	40	17	12	11	—	173	157	45	.563	4
1982-83	40	22	12	6	—	212	167	50	.625	1
1983-84	40	26	13	1	—	205	179	53	.663	1
1984-85	40	23	13	4	—	194	162	50	.625	1
1985-86	40	24	11	5	—	198	169	53	.663	1
1986-87	40	21	18	1	—	173	160	43	.538	1
1987-88	40	16	17	7	—	166	162	39	.488	7
1988-89	40	17	18	5	—	153	156	39	.488	4
1989-90	40	15	17	8	—	150	153	38	.475	4T
1990-91	40	15	22	3	—	138	153	33	.413	12
1991-92	40	14	21	5	—	144	176	33	.413	11
1992-93	42	10	29	3	—	110	186	23	.274	22
1993-94	42	8	23	11	—	114	158	27	.321	23
1994-95	24	6	15	3	—	67	99	15	.313	22
1995-96	41	15	23	3	—	122	161	33	.402	17
1996-97	41	15	21	5	—	128	130	35	.427	15
1997-98	41	15	21	5	—	112	121	35	.427	18
1998-99	41	16	18	7	—	117	114	39	.476	8
1999-00	41	14	15	7	5	117	114	40	.488	15
2000-01	41	16	19	5	1	119	130	38	.463	18
2001-02	41	15	14	8	4	95	98	42	.512	14
2002-03	41	16	14	6	5	120	125	43	.524	10
2003-04	41	14	17	8	2	98	106	38	.463	15
2004-05						Season Cancelled – NHL Lockout				
2005-06	41	21	13	7	—	126	123	49	.598	6
2006-07	41	13	24	—	4	81	121	30	.366	26
2007-08	41	18	18	—	5	112	136	41	.500	18
2008-09	41	20	18	—	3	125	134	44	.537	12
2009-10	41	9	28	—	4	95	152	22	.268	30
2010-11	41	12	23	—	6	102	141	30	.366	30
2011-12	41	14	23	—	4	102	122	32	.390	29
<b>TOTALS</b>	<b>1284</b>	<b>500</b>	<b>597</b>	<b>137</b>	<b>50</b>	<b>4245</b>	<b>4622</b>	<b>1187</b>	<b>.462</b>	
<b>HOME</b>	<b>1284</b>	<b>676</b>	<b>439</b>	<b>125</b>	<b>44</b>	<b>4673</b>	<b>3943</b>	<b>1521</b>	<b>.592</b>	
<b>ROAD</b>	<b>1284</b>	<b>500</b>	<b>597</b>	<b>137</b>	<b>50</b>	<b>4245</b>	<b>4622</b>	<b>1187</b>	<b>.462</b>	
<b>TOTALS</b>	<b>2568</b>	<b>1176</b>	<b>1036</b>	<b>262</b>	<b>94</b>	<b>8935</b>	<b>8560</b>	<b>2708</b>	<b>.527</b>	

## EDMONTON OILERS JERSEY RETIREMENT GAMES – 1979-80 TO 2011-12

PLAYER	NO	DATE	OPPONENT	RESULT	
Al Hamilton	3	October 10, 1980	Quebec Nordiques		L. 4-7
Wayne Gretzky	99	October 1, 1999	New York Rangers		T. 1-1 OT
Jari Kurri	17	October 6, 2001	Phoenix Coyotes		W. 6-2
Grant Fuhr	31	October 9, 2003	San Jose Sharks		W. 5-2
Paul Coffey	7	October 18, 2005	Phoenix Coyotes		L. 3-4 OT
Mark Messier	11	February 27, 2007	Phoenix Coyotes		L. 0-3
Glenn Anderson	9	January 18, 2009	Phoenix Coyotes		W. 6-3

## EDMONTON OILERS VS. OPPONENTS – OVERALL 1979-80 TO 2011-12

OPPONENT	GP	W	L	T	OL	GF	GA	PTS	OPPONENT	GP	W	L	T	OL	GF	GA	PTS
Anaheim	79	38	36	2	3	197	209	81	New Jersey	70	32	25	9	5	258	237	78
Boston	65	17	39	6	3	187	243	43	NY Islanders	66	26	25	14	1	230	228	67
Buffalo	65	34	20	10	1	242	209	79	NY Rangers	64	29	24	9	2	229	227	69
Calgary	210	87	99	19	5	693	737	197	Ottawa	30	13	10	4	2	88	79	32
Carolina	66	33	21	12	0	235	227	78	Philadelphia	65	28	29	8	0	200	224	64
Chicago	117	51	54	12	0	404	409	114	Phoenix	171	96	55	11	9	717	605	212
Colorado	141	66	58	8	9	499	478	149	Pittsburgh	66	36	25	4	1	289	234	77
Columbus	44	27	10	3	4	154	110	61	San Jose	93	43	35	12	3	278	264	101
Dallas	117	42	53	15	7	370	402	106	St. Louis	116	51	51	11	3	387	388	116
Detroit	116	47	52	13	4	390	425	111	Tampa Bay	27	16	8	2	1	79	70	35
Florida	22	11	8	3	0	64	51	25	Toronto	90	41	39	8	2	362	326	92
Los Angeles	182	86	64	30	2	731	653	204	Vancouver	210	106	76	19	9	792	699	240
Minnesota	69	27	30	4	8	155	181	66	Washington	64	27	31	6	1	230	226	61
Montreal	75	34	34	4	3	250	247	74	Winnipeg	1	1	0	0	0	5	3	2
Nashville	53	22	24	3	4	155	153	51									

**TOTALS** GP: 2568 W: 1176 L: 1036 T: 262 OL: 94 GF: 8935 GA: 8560 PTS: 2708 PCT: .527

## EDMONTON OILERS VS OPPONENTS – CAREER HOME 1979-80 TO 2011-12

OPPONENT	GP	W	L	T	OL	GF	GA	PTS	OPPONENT	GP	W	L	T	OL	GF	GA	PTS
Anaheim	39	21	15	0	3	91	85	45	New Jersey	34	15	11	6	2	140	119	38
Boston	32	11	16	3	2	104	106	27	NY Islanders	32	19	8	5	0	116	90	43
Buffalo	32	21	8	3	0	125	91	45	NY Rangers	31	14	14	3	0	108	100	31
Calgary	106	53	39	10	4	373	333	120	Ottawa	16	7	7	2	0	50	47	36
Carolina	34	21	8	5	0	131	100	47	Philadelphia	31	17	8	6	0	106	86	40
Chicago	59	29	25	5	0	212	192	63	Phoenix	86	53	23	6	4	366	273	116
Colorado	70	36	25	4	5	259	222	81	Pittsburgh	33	23	9	1	0	154	106	47
Columbus	22	17	4	0	1	80	50	35	San Jose	47	25	14	7	1	146	114	58
Dallas	58	25	20	8	5	215	189	63	St. Louis	58	29	23	4	2	196	189	64
Detroit	58	27	20	10	1	214	202	65	Tampa Bay	13	9	4	0	0	36	30	18
Florida	10	6	3	1	0	31	21	13	Toronto	48	24	16	6	2	189	155	56
Los Angeles	91	44	32	15	0	379	315	103	Vancouver	104	61	33	7	4	417	325	133
Minnesota	35	16	13	3	3	84	83	38	Washington	32	17	11	4	0	128	96	38
Montreal	40	22	18	0	0	139	126	44	Winnipeg	0	0	0	0	0	0	0	0
Nashville	26	11	12	0	3	68	78	25									

**TOTALS** GP: 1284 W: 676 L: 439 T: 125 OL: 44 GF: 4673 GA: 3943 PTS: 1521 PCT: .592

## EDMONTON OILERS VS OPPONENTS – CAREER AWAY 1979-80 TO 2011-12

OPPONENT	GP	W	L	T	OL	GF	GA	PTS	OPPONENT	GP	W	L	T	OL	GF	GA	PTS
Anaheim	40	17	21	2	0	105	115	36	Nashville	27	11	12	3	1	87	75	26
Atlanta	5	3	2	0	0	14	8	6	New Jersey	36	17	13	3	3	118	118	40
Boston	33	6	23	3	1	83	137	16	NY Islanders	34	7	17	9	1	114	135	24
Buffalo	33	13	12	7	1	117	118	34	NY Rangers	33	15	10	6	2	121	127	38
Calgary	104	34	60	9	1	320	406	78	Ottawa	14	6	4	2	2	38	32	16
Carolina	32	12	13	7	0	104	127	31	Philadelphia	34	11	21	2	0	94	138	24
Chicago	58	22	29	7	0	192	218	51	Phoenix	85	43	32	5	5	351	332	96
Colorado	71	30	33	4	4	240	256	68	Pittsburgh	33	13	16	3	1	135	128	30
Columbus	22	10	6	3	3	80	63	28	San Jose	46	18	21	5	2	132	150	43
Dallas	59	17	33	7	2	157	213	43	St. Louis	58	22	28	7	1	191	199	52
Detroit	58	20	32	3	3	176	223	46	Tampa Bay	14	7	4	2	1	43	40	17
Florida	12	5	5	2	0	33	30	12	Toronto	42	17	23	2	0	173	171	36
Los Angeles	91	42	32	15	2	352	338	101	Vancouver	106	46	43	12	5	378	376	109
Minnesota	34	11	17	1	5	71	99	28	Washington	32	10	19	2	1	102	130	23
Montreal	35	12	16	4	3	111	121	31	Winnipeg	1	1	0	0	0	5	3	2

**TOTALS** GP: 1284 W: 500 L: 597 T: 137 OL: 49 GF: 4245 GA: 4622 PTS: 1187 PCT: .462

OPPONENT	GP	W	L	T	OL	GF	GA	PTS	PCT.
HOME	1284	676	439	125	44	4673	3943	1521	.592
ROAD	1284	500	597	137	49	4245	4622	1187	.462
<b>TOTALS</b>	<b>2568</b>	<b>1176</b>	<b>1036</b>	<b>262</b>	<b>94</b>	<b>8935</b>	<b>8560</b>	<b>2708</b>	<b>.527</b>



## EDMONTON OILERS MONTHLY REGULAR SEASON RECORD 1979-80 TO 2011-12

SEASON	OCT W-L-T-OL	NOV W-L-T-OL	DEC W-L-T-OL	JAN W-L-T-OL	FEB W-L-T-OL	MAR W-L-T-OL	APR W-L-T-OL	MAY W-L-T-OL	TOTAL W-L-T-OL
1979-80	1-5-4	4-7-2	4-7-1	6-6-3	5-7-2	7-6-0	1-1-1	—	28-39-13
1980-81	2-4-3	4-8-2	2-9-1	8-4-2	5-7-2	6-3-5	2-0-1	—	29-35-16
1981-82	9-4-0	8-2-3	8-3-3	8-3-4	9-1-1	5-4-4	1-0-0	—	48-17-15
1982-83	4-6-3	7-3-3	8-3-2	10-3-2	6-4-1	11-2-0	1-0-1	—	47-21-12
1983-84	9-2-1	10-2-2	9-3-1	10-2-1	9-6-0	10-3-0	—	—	57-18-5
1984-85	8-0-2	10-3-1	7-4-1	11-2-2	7-4-1	5-6-3	1-1-1	—	49-20-11
1985-86	8-1-0	8-3-3	10-3-1	10-4-1	7-3-1	11-2-1	2-1-0	—	56-17-7
1986-87	8-4-0	6-6-1	10-2-1	10-2-2	4-6-1	11-4-0	1-0-1	—	50-24-6
1987-88	6-5-0	8-3-2	9-4-1	6-5-4	6-4-1	8-4-2	1-0-1	—	44-25-11
1988-89	5-4-2	10-4-1	5-6-1	5-8-2	7-5-0	6-6-2	0-1-0	—	38-34-8
1989-90	4-5-3	8-5-2	9-2-2	5-5-3	5-6-2	6-5-2	1-0-0	—	38-28-14
1990-91	2-7-2	5-7-0	11-3-0	7-5-1	5-8-1	7-7-2	—	—	37-37-6
1991-92	5-6-2	3-7-2	7-5-2	5-8-1	9-3-0	6-4-3	1-1-0	—	36-34-10
1992-93	3-8-1	5-4-3	5-9-1	5-6-3	5-7-0	3-10-0	0-6-0	—	26-50-8
1993-94	2-10-1	2-9-2	7-5-2	2-7-3	4-7-2	5-5-2	3-2-2	—	25-45-14
1994-95	—	—	—	2-4-0	5-6-2	5-7-1	5-8-1	0-2-0	17-27-4
1995-96	4-5-1	3-7-4	6-8-1	5-6-0	4-7-1	7-6-1	1-5-0	—	30-44-8
1996-97	7-5-0	6-7-1	4-7-3	8-3-1	4-6-2	6-7-0	1-2-2	—	36-37-9
1997-98	5-6-1	3-7-5	3-7-3	7-5-1	3-4-0	8-6-0	6-2-0	—	35-37-10
1998-99	5-4-0	7-5-1	3-8-2	4-3-4	4-8-2	5-7-2	5-2-1	—	33-37-12
1999-00	4-3-2-2	2-5-4-1	6-4-3-2	5-3-4-2	8-2-2-1	4-7-1-0	3-2-0-0	—	32-26-16-8
2000-01	6-5-2-0	8-5-1-0	4-5-3-1	7-6-2-0	5-3-1-1	8-3-1-1	1-1-2-0	—	39-28-12-3
2001-02	9-4-1-0	7-3-2-1	5-6-3-1	4-7-3-0	1-4-1-0	9-2-2-1	3-2-0-1	—	38-28-12-4
2002-03	2-4-2-1	9-4-2-0	6-5-0-3	7-3-2-2	2-7-1-2	10-2-3-1	0-1-1-0	—	36-26-11-9
2003-04	4-5-0-0	6-6-3-0	3-6-4-0	7-7-1-1	6-3-2-1	10-1-2-3	0-1-0-0	—	36-29-12-5
2004-05	No Season - NHL Lockout								
2005-06	5-6-0-1	9-5-0-0	8-3-0-3	6-4-0-2	2-2-0-2	7-5-0-4	4-3-0-1	—	41-28-0-13
2006-07	7-4-0-0	6-5-0-2	5-9-0-0	7-4-0-2	5-6-0-2	1-12-0-1	1-3-0-0	—	32-43-0-7
2007-08	5-8-0-0	6-6-0-1	5-6-0-3	7-5-0-1	7-5-0-0	10-4-0-1	1-1-0-0	—	41-35-0-6
2008-09	4-4-0-1	6-7-0-1	7-5-0-1	8-4-0-0	5-6-0-2	5-6-0-4	2-3-0-0	—	38-35-0-0
2009-10	7-6-0-1	3-7-0-3	6-8-0-0	0-10-0-2	3-5-0-0	5-9-0-1	3-2-0-1	—	27-47-0-8
2010-11	3-4-0-2	4-8-0-2	5-5-0-3	3-9-0-1	5-9-0-0	3-8-0-3	2-2-0-1	—	25-45-12
2011-12	7-2-2	5-8-1	3-9-0	5-7-0-1	6-6-0-1	6-5-0-3	1-2-0-1	—	32-40-10

MONTH	GP	W	L	T	OL	PCT.
October	349	160	146	33	10	.520
November	430	188	168	52	12	.512
December	418	190	169	42	17	.525
January	426	200	160	52	14	.547
February	376	168	167	29	12	.501
March	446	216	168	39	23	.554
April	129	54	55	15	5	.496
May	2	0	2	0	0	.000
TOTALS	2568	1176	1036	262	94	.528

## EDMONTON OILERS MAN GAMES LOST DUE TO INJURY BY SEASON 1979-80 TO 2011-12

1979-80	127	1991-92	154	2003-04	187
1980-81	189	1992-93	144	2004-05	—
1981-82	142	1993-94	182	2005-06	134
1982-83	30	1994-95	125	2006-07	286
1983-84	101	1995-96	167	2007-08	346
1984-85	100	1996-97	149	2008-09	225
1985-86	158	1997-98	216	2009-10	531
1986-87	110	1998-99	169	2010-11	286
1987-88	68	1999-2000	182	2011-12	248
1988-89	188	2000-01	189	<b>TOTAL</b>	<b>5599</b>
1989-90	116	2001-02	93	<b>AVG/SEASON</b>	<b>175</b>
1990-91	114	2002-03	133		

## EDMONTON OILERS 2011-12 INJURY REPORT

2011-12 REGULAR SEASON MAN GAMES LOST: 248

2011-12 REGULAR SEASON MAN GAMES LOST: 248

2010-11 REGULAR SEASON MAN GAMES LOST: 279

\* Oilers prospect defenceman **Taylor Fedun** broke his leg in preseason and is out for the year. His games lost are not reflected on here\*

Oct. 9-20	Sam Gagner (Ankle)	6 games
Oct. 9-15	Ben Eager (Head)	3 games
Oct. 9-17	Ryan Whitney (Ankle)	4 games
Oct. 15-Nov. 5	Ales Hemsky (Shoulder)	11 games
Oct. 17-Nov. 17	Darcy Hordichuk (Knee)	15 games
Oct. 18	Taylor Hall (Flu)	1 game
Oct. 27-Nov. 22	Ryan Whitney (Knee)	13 games
Oct. 30- Nov. 5	Cam Barker (Shoulder)	3 games
Nov. 11-Jan. 31	Cam Barker (Ankle)	34 games
Nov. 17	Sam Gagner (Back)	1 game
Nov. 17-28	Andy Sutton (Groin)	7 games
Nov. 19-Dec. 10	Corey Potter (Ankle)	12 games
Nov. 25-Dec. 3	Ben Eager (Back)	6 games
Nov. 28-Dec. 10	Taylor Hall (Shoulder)	7 games
Nov. 30-Dec. 3	Anton Lander (Hand)	3 games
Dec. 22-26	Ales Hemsky (Illness)	2 games
Dec. 26-Jan. 23	Ryan Whitney (Ankle)	13 games
Dec. 29-Jan. 15	Alex Plante (Head)	8 games
Jan. 3-Feb. 4	Tom Gilbert (Knee)	13 games
Jan. 3-Feb. 2	Ryan Nugent-Hopkins (Shoulder)	12 games
Jan. 11-17	Jordan Eberle (Knee)	4 games
Jan. 11	Ryan O'Marra (Illness)	1 game
Jan. 15-19	Eric Belanger (Leg)	3 games
Jan. 17-19	Taylor Hall (Head)	2 games
Jan. 24	Ben Eager (Back)	1 game
Feb. 2-27	Theo Peckham (Face)	12 games
Feb. 8-23	Ryan Nugent-Hopkins (Shoulder)	7 games
Feb. 15-19	Corey Potter (Groin)	3 games
Feb. 21-29	Nikolai Khabibulin (Groin)	4 games
Mar. 8-10	Ben Eager (Illness)	2 games
Mar. 14-18	Ben Eager (Back)	3 games
Mar. 18-April 7	Taylor Hall (Shoulder)	11 games
Mar. 22-25	Lennart Petrell (Groin)	3 games
Mar. 25	Shawn Horcoff (Back)	1 game
Mar. 25-April 7	Theo Peckham (Head)	7 games
April 1-2	Jeff Petry (Face)	2 games
April 1-7	Ladislav Smid (Neck)	4 games
April 2-7	Corey Potter (Head)	3 games

## EDMONTON OILERS RECORD IN AFTERNOON GAMES 1979-80 TO 2011-12

SEASON	W-L-T-OT	HOME W-L-T-OT	ROAD W-L-T-OT	OVERALL PCT.
1979-80	0-1-0	0-0-1	0-1-1	.250
1980-81	0-1-0	3-1-0	3-2-0	.600
1981-82	0-0-0	0-0-0	0-0-0	—
1982-83	0-1-0	0-0-0	0-1-0	.000
1983-84	1-0-0	0-3-0	1-3-0	.250
1984-85	0-0-0	1-0-0	1-0-0	1.000
1985-86	0-0-0	1-0-0	1-0-0	1.000
1986-87	0-0-0	1-1-0	1-1-0	.500
1987-88	0-0-0	1-1-0	1-1-0	.500
1988-89	0-1-0	0-2-1	0-3-1	.125
1989-90	0-0-0	2-2-0	2-2-0	.500
1990-91	0-0-0	2-1-0	2-1-0	.667
1991-92	2-0-0	2-3-0	4-3-0	.571
1992-93	0-3-0	1-2-0	1-5-0	.167
1993-94	1-1-1	1-4-0	2-5-1	.313
1994-95	2-0-0	0-2-0	2-2-0	.500
1995-96	0-1-0	0-2-0	0-3-0	.000
1996-97	0-1-0	2-3-0	2-4-0	.333
1997-98	0-1-0	0-1-0	0-2-0	.000
1998-99	1-0-1	0-2-0	1-2-1	.375
1999-00	0-0-0-0	1-1-1-0	1-1-1-0	.500
2000-01	0-0-0-0	2-0-1-0	2-0-1-0	.833
2001-02	0-0-0-0	2-1-1-0	2-1-1-0	.625
2002-03	0-0-0-0	1-2-1-0	1-2-1-0	.375
2003-04	0-0-0-0	1-0-1-1	1-0-1-1	.667
2004-05	—	—	—	—
2005-06	1-0-1	0-0-0	1-0-1	.750
2006-07	0-0-0	1-3-0	1-3-0	.250
2007-08	1-0-0	2-0-0	3-0-0	1.000
2008-09	0-1-0-0	4-2-0-1	4-3-0-1	.563
2009-10	0-0-0-0	2-3-0-0	2-3-0-0	.400
2010-11	1-1-0-0	0-2-0-1	1-3-0-1	.300
2011-12	0-1-0-0	3-2-0-1	3-3-0-1	.500
<b>TOTALS</b>	<b>10-14-2-1 (.426)</b>	<b>36-46-7-3 (.446)</b>	<b>46-60-9-5</b>	<b>.442</b>

## EDMONTON OILERS HOME AFTERNOON GAMES 1979-80 TO 2011-12

DATE	OPPONENT	RESULT	RECORD (W-L-T-OT)
November 11, 1979	Toronto	L. 3-6	0-1-0-0
November 9, 1980	St. Louis	L. 3-6	0-2-0-0
October 31, 1982	Vancouver	L. 2-3	0-3-0-0
March 25, 1984	Winnipeg	W. 3-2	1-3-0-0
February 5, 1989	New Jersey	L. 2-4	1-4-0-0
December 1, 1991	Vancouver	W. 7-0	2-4-0-0
February 2, 1992	Quebec	W. 8-2	3-4-0-0
February 14, 1993	Quebec	L. 2-3 (OT)	3-5-0-0
March 14, 1993	Chicago	L. 4-5 (OT)	3-6-0-0
April 11, 1993	Winnipeg	L. 5-7	3-7-0-0
January 2, 1994	San Jose	T. 4-4 (OT)	3-7-1-0
February 6, 1994	Winnipeg	W. 5-2	4-7-1-0
February 13, 1994	Anaheim	L. 3-6	4-8-1-0
February 12, 1995	Anaheim	W. 2-0	5-8-1-0
March 5, 1995	Detroit	W. 4-2	6-8-1-0
March 3, 1996	St. Louis	L. 3-4	6-9-1-0
March 23, 1997	Anaheim	L. 1-4	6-10-1-0
January 4, 1998	Los Angeles	L. 2-3	6-11-1-0
January 3, 1999	Philadelphia	T. 3-3 (OT)	6-11-2-0
March 28, 1999	San Jose	W. 5-2	7-11-2-0
February 12, 2006	St. Louis	L. 4-5 (SO)	7-11-3-1
March 5, 2006	Nashville	W. 3-2 (OT)	8-11-3-1
March 22, 2008	Colorado	W. 7-5	9-11-3-1
February 1, 2009	Nashville	L. 1-2	9-12-2-1
February 12, 2011	Ottawa	L. 5-3	9-13-2-1
February 19, 2011	Atlanta	W. 5-3	10-13-2-1
February 25, 2012	Phoenix	L. 3-1	10-14-2-1

# EDMONTON OILERS OVERTIME RECORD – 1983-84 TO 2011-12

## YEAR-BY-YEAR

SEASON	HOME					AWAY					OVERALL					PCT.
	GP	W	L	T	SOL	GP	W	L	T	SOL	GP	W	L	T	SOL	
1983-84	5	1	0	4	—	4	3	0	1	—	9	4	0	5	—	.722
1984-85	7	0	0	7	—	5	0	1	4	—	12	0	1	11	—	.458
1985-86	6	3	1	2	—	8	2	1	5	—	14	5	2	7	—	.607
1986-87	8	2	1	5	—	6	3	2	1	—	14	5	3	6	—	.571
1987-88	5	0	1	4	—	11	3	1	7	—	16	3	2	11	—	.531
1988-89	5	1	1	3	—	10	3	2	5	—	15	4	3	8	—	.533
1989-90	10	3	1	6	—	10	2	0	8	—	20	5	1	14	—	.600
1990-91	7	2	2	3	—	8	2	3	3	—	15	4	5	6	—	.467
1991-92	5	0	0	5	—	7	0	2	5	—	12	0	2	10	—	.417
1992-93	9	2	2	5	—	8	3	2	3	—	17	5	4	8	—	.529
1993-94	7	0	4	3	—	14	1	2	11	—	21	1	6	14	—	.381
1994-95	2	1	0	1	—	5	0	2	3	—	7	1	2	4	—	.429
1995-96	8	2	1	5	—	6	2	1	3	—	14	4	2	8	—	.571
1996-97	8	1	3	4	—	8	0	3	5	—	16	1	6	9	—	.344
1997-98	6	0	1	5	—	9	3	1	5	—	15	3	2	10	—	.533
1998-99	9	0	4	5	—	11	3	1	7	—	20	3	5	12	—	.450
1999-00	13	1	3	9	—	15	3	5	7	—	28	4	8	16	—	.429
2000-01	12	3	2	7	—	8	2	1	5	—	20	5	3	12	—	.550
2001-02	6	2	0	4	—	13	1	4	8	—	19	3	4	12	—	.529
2002-03	15	6	4	5	—	12	1	5	6	—	27	7	9	11	—	.463
2003-04	12	5	3	4	—	11	1	2	8	—	23	6	5	12	—	.522
2005-06	12	6	2	—	4	14	7	2	—	5	26	13	4	—	9	.673
2006-07	5	2	3	—	1	6	2	4	—	2	11	4	7	—	3	.364
2007-08	10	9	1	—	1	15	10	5	—	3	25	19	6	—	4	.760
2008-09	7	1	3	—	3	9	6	2	—	1	16	7	5	—	4	.563
2009-10	9	5	2	—	2	8	4	0	—	4	17	9	2	—	6	.706
2010-11	10	2	1	—	7	5	0	2	—	3	15	2	3	—	10	.467
2011-12	10	4	3	—	3	7	3	0	—	4	17	7	3	—	7	.618
TOTALS	228	64	53	96	21	253	70	61	110	22	481	134	114	206	43	.537

## VERSUS OPPONENTS

OPPONENT	HOME					AWAY					OVERALL					PCT.
	GP	W	L	T	SOL	GP	W	L	T	SOL	GP	W	L	T	SOL	
Anaheim	8	3	3	0	2	7	3	2	2	0	15	6	5	2	2	.533
Boston	4	0	3	1	0	7	1	4	2	0	11	1	7	3	0	.227
Buffalo	4	2	0	2	0	10	2	3	5	0	14	4	3	7	0	.536
Calgary	15	3	1	7	4	13	2	3	7	1	28	5	4	14	5	.518
Carolina	4	1	0	3	0	5	0	0	5	0	9	1	0	8	0	.556
Chicago	10	3	3	4	0	13	7	0	6	0	23	10	3	10	0	.652
Colorado	14	2	4	4	4	14	4	4	3	3	28	6	8	7	7	.464
Columbus	4	3	1	0	1	7	1	1	3	2	11	4	2	3	3	.650
Dallas	17	5	7	5	3	11	3	2	6	0	28	8	9	11	3	.536
Detroit	18	8	1	8	1	9	4	3	2	0	27	12	4	10	1	.648
Florida	1	0	0	1	0	5	3	0	2	0	6	3	0	3	0	.750
Los Angeles	18	3	4	11	0	20	5	2	13	0	38	8	6	23	1	.526
Minnesota	9	3	1	3	2	7	1	3	1	3	16	4	4	4	5	.531
Montreal	2	2	0	0	0	11	3	4	3	1	13	5	4	3	1	.538
Nashville	6	3	2	0	1	3	0	1	2	0	9	3	3	2	1	.500
New Jersey	9	1	3	5	0	8	2	3	2	1	17	3	6	7	1	.438
NY Islanders	5	0	0	5	0	7	1	1	5	1	12	1	1	10	1	.500
NY Rangers	6	2	1	3	0	11	4	2	5	0	17	6	3	8	0	.588
Ottawa	2	0	0	2	0	6	1	2	2	2	8	1	2	4	2	.500
Philadelphia	6	1	0	5	0	3	0	1	2	0	9	1	1	7	0	.500
Phoenix	14	3	3	6	2	16	4	7	4	1	30	7	10	10	3	.450
Pittsburgh	2	2	0	0	0	5	0	2	3	0	7	2	2	3	0	.500
San Jose	11	3	0	7	1	12	5	2	5	0	23	8	2	12	1	.630
St. Louis	10	4	3	2	1	13	4	3	6	0	23	8	6	8	1	.543
Tampa Bay	2	2	0	0	0	5	2	0	2	1	7	4	0	2	1	.833
Toronto	7	2	1	4	0	1	0	0	1	0	8	1	2	5	0	.438
Vancouver	16	5	6	5	0	26	5	8	11	2	42	10	14	16	2	.452
Washington	4	1	1	2	0	4	1	2	1	1	8	2	3	3	1	.500
Winnipeg/Atlanta	2	0	1	1	0	0	0	0	0	0	2	0	1	1	0	.250
TOTALS	228	64	53	96	21	253	70	61	110	22	481	134	114	206	43	.537





## EDMONTON OILERS SHOOTOUT RECORD— 2005-06 TO 2011-12

### YEAR-BY-YEAR

SEASON	HOME				AWAY				OVERALL			
	SO	W	L	PCT.	SO	W	L	PCT.	SO	W	L	PCT.
2005-06	7	3	4	.429	9	4	5	.444	16	7	9	.438
2006-07	3	2	1	.667	3	1	2	.333	6	3	3	.500
2007-08	9	8	1	.889	10	7	3	.700	19	15	4	.789
2008-09	4	1	3	.250	6	5	1	.833	10	6	4	.545
2009-10	6	4	2	.667	8	4	4	.500	14	8	6	.571
2010-11	8	3	5		3	1	2	.000	11	4	7	.000
2011-12	6	3	3	.500	6	2	4	.333	12	5	7	.417
<b>TOTALS</b>	<b>43</b>	<b>24</b>	<b>19</b>	<b>.558</b>	<b>45</b>	<b>24</b>	<b>21</b>	<b>.533</b>	<b>88</b>	<b>48</b>	<b>40</b>	<b>.545</b>

### VERSUS OPPONENTS

SEASON	HOME				AWAY				OVERALL			
	SO	W	L	PCT.	SO	W	L	PCT.	SO	W	L	PCT.
Anaheim	3	1	2	.333	1	1	0	1.000	4	2	2	.500
Calgary	3	0	3	.000	1	1	0	1.000	4	1	3	.250
Chicago	1	1	0	1.000	2	1	1	.500	3	2	1	.667
Colorado	5	1	4	.200	3	1	2	.333	8	2	6	.250
Columbus	2	1	1	.500	2	0	2	.000	4	1	3	.250
Dallas	4	1	3	.250	1	1	0	1.000	5	2	3	.400
Detroit	6	5	1	.833	2	2	0	1.000	8	7	1	.875
Florida	0	0	0	.000	2	2	0	1.000	2	2	0	1.000
Los Angeles	0	0	0	.000	6	5	1	1.000	6	5	1	.833
Minnesota	4	2	2	.500	3	0	3	.000	7	2	5	.286
Montreal	0	0	0	.000	2	0	2	.000	2	0	2	.000
Nashville	2	1	1	.500	0	0	0	.000	2	1	1	.500
New Jersey	0	0	0	.000	1	0	1	.000	1	0	1	.000
NY Islanders	0	0	0	.000	1	0	1	.000	1	0	1	.000
NY Rangers	1	1	0	1.000	1	1	0	1.000	2	2	0	1.000
Ottawa	0	0	0	.000	2	0	2	.000	2	0	2	.000
Phoenix	2	0	2	.000	3	1	2	.333	5	1	4	.200
Pittsburgh	1	1	0	1.000	0	0	0	.000	1	1	0	1.000
San Jose	4	3	1	.750	3	3	0	1.000	7	6	1	.857
St. Louis	2	1	1	.500	2	2	0	1.000	4	3	1	.750
Tampa Bay	1	1	0	1.000	0	0	0	.000	1	1	0	1.000
Vancouver	3	3	0	1.000	3	1	2	.333	6	4	2	.667
Washington	0	0	0	.000	1	0	1	.000	1	0	1	.000
<b>TOTALS</b>	<b>43</b>	<b>24</b>	<b>19</b>	<b>.558</b>	<b>45</b>	<b>24</b>	<b>21</b>	<b>.533</b>	<b>88</b>	<b>48</b>	<b>40</b>	<b>.545</b>

### YEAR-BY-YEAR GOALTENDING SHOOTOUT STATISTICS

SEASON	SO	SAVES	ATT	SVPCT.	W-LW	PCT.
2005-06	16	31	54	.574	7-9	.438
2006-07	6	16	24	.667	3-3	.500
2007-08	19	57	69	.730	15-4	.789
2008-09	10	24	30	.800	6-4	.600
2009-10	14	42	60	.700	8-6	.571
2010-11	11	26	41	.634	2-9	.182
2011-12	12	28	47	.596	5-7	.417
<b>EDMONTON TOTALS</b>	<b>88</b>	<b>224</b>	<b>325</b>	<b>.689</b>	<b>41-35</b>	<b>.545</b>

### YEAR-BY-YEAR SKATERS SHOOTOUT STATISTICS

SEASON	SO	GOALS	ATT	PCT.
2005-06	16	19	53	.358
2006-07	6	6	22	.273
2007-08	19	24	65	.369
2008-09	10	11	29	.379
2009-10	14	20	61	.328
2010-11	11	8	44	.182
2011-12	12	16	48	.333
<b>EDMONTON TOTALS</b>	<b>88</b>	<b>104</b>	<b>324</b>	<b>.321</b>

## EDMONTON OILERS SHOOTOUT RESULTS 2005-06

7-9 (HOME 3-4; AWAY 4-5)

DATE	OPPONENT	FINAL SCORE	SHOOTOUT SCORE	GOALS-ATT		DECIDING GOAL	GOALTENDERS
				EDM	OPP		
Oct. 8	vs VANCOUVER	W. 4-3	2-0	2-2	0-2	RAFFI TORRES	MARKKANEN/Cloutier
Nov. 21	vs SAN JOSE	W. 2-1	2-1	2-3	1-3	RYAN SMYTH	MORRISON/Nabokov
Nov. 25	at Calgary	W. 2-1	1-0	1-4	0-4	FERNANDO PISANI	MORRISON/Kiprusoff
Dec. 10	at NY Islanders	L. 2-3	1-2	1-3	2-3	Trent Hunter	MARKKANEN/DiPietro
Dec. 13	at New Jersey	L. 1-2	0-2	0-2	2-2	Viktor Kozlov	CONKLIN/Brodeur
Jan. 19	at San Jose	W. 3-2	2-1	2-3	1-3	RYAN SMYTH	MORRISON/Toskala
Jan. 21	at Phoenix	L. 3-4	1-2	1-3	2-3	Ladislav Nagy	MARKKANEN/Joseph
Jan. 29	at Phoenix	W. 4-3	2-1	2-6	1-6	RADEK DVORAK	MORRISON/Joseph
Feb. 2	vs COLUMBUS	L. 1-2	3-4	3-8	4-8	Jason Chimera	MARKKANEN/Denis
Feb. 6	vs ANAHEIM	W. 6-5	1-0	1-3	0-3	FERNANDO PISANI	MORRISON/Giguere
Feb. 12	vs ST. LOUIS	L. 4-5	0-1	0-3	1-3	Dennis Wideman	MORRISON/Sanford
Mar. 7	vs DALLAS	L. 3-4	0-2	0-2	2-2	Sergei Zubov	MORRISON/Turco
Mar. 18	vs DETROIT	L. 3-4	0-2	0-2	2-3	Jason Williams	ROLOSON/Legace
Mar. 23	at Vancouver	L. 3-4	2-3	2-3	3-3	Todd Bertuzzi	ROLOSON/Auld
Mar. 26	at Colorado	W. 4-3	1-0	1-3	0-3	SERGEI SAMSONOV	ROLOSON/Budaj
Apr. 6	at Minnesota	L. 1-2	1-2	1-3	2-3	Brian Rolston	ROLOSON/Fernandez

## EDMONTON OILERS SHOOTOUT RESULTS 2006-07

3-3 (HOME 2-1; AWAY 1-2)

DATE	OPPONENT	FINAL SCORE	SHOOTOUT SCORE	GOALS-ATT		DECIDING GOAL	GOALTENDERS
				EDM	OPP		
Nov. 7	at Montreal	L. 2-3	1-2	1-4	2-4	Alex Kovalev	ROLOSON/Aebischer
Nov. 18	vs Detroit	W. 4-3	3-2	3-7	2-7	RAFFI TORRES	ROLOSON/MacDonald
Jan. 4	vs Dallas	L. 5-6	0-2	0-2	2-2	Sergei Zubov	ROLOSON/Turco
Feb. 20	at Ottawa	L. 3-4	0-2	0-2	2-3	Dean McAmmond	MARKKANEN/Gerber
Feb. 23	at Detroit	W. 4-3	1-0	1-2	0-3	RYAN SMYTH	ROLOSON/Hasek
Mar. 23	vs Colorado	W. 4-3	1-0	1-5	0-5	MARTY REASONER	ROLOSON/Budaj

## EDMONTON OILERS SHOOTOUT RESULTS 2007-08

15-4 (HOME 8-1; AWAY 7-3)

DATE	OPPONENT	FINAL SCORE	SHOOTOUT SCORE	GOALS-ATT		DECIDING GOAL	GOALTENDERS
				EDM	OPP		
Oct. 4	vs San Jose	W. 3-2	2-1	2-4	1-4	JARRET STOLL	ROLOSON/Nabokov
Oct. 25	vs Minnesota	W. 5-4	2-1	2-3	1-3	ALES HEMSKY	ROLOSON/Harding
Oct. 28	at Anaheim	W. 3-2	2-0	2-2	0-2	SAM GAGNER	GARON/Giguere
Nov. 7	at Colorado	L. 3-4	1-2	1-4	2-4	Marek Svatos	ROLOSON/Budaj
Nov. 14	at Vancouver	W. 1-0	1-0	1-3	0-3	ALES HEMSKY	GARON/Luongo
Nov. 20	vs Vancouver	W. 5-4	2-1	2-5	1-5	SHAWN HORCOFF	GARON/Luongo
Nov. 24	vs Chicago	W. 3-2	2-0	2-3	0-2	SAM GAGNER	ROLOSON/Khabibulin
Dec. 3	at Los Angeles	W. 4-3	1-0	1-2	0-3	SAM GAGNER	GARON/Aubin
Dec. 11	at St. Louis	W. 5-4	1-0	1-3	0-3	SHAWN HORCOFF	GARON/Toivonen
Dec. 13	at Detroit	W. 4-3	1-0	1-2	0-3	ALES HEMSKY	ROLOSON/Hasek
Dec. 15	vs Vancouver	W. 2-1	2-1	2-4	1-4	FERNANDO PISANI	GARON/Sanford
Dec. 18	vs Dallas	L. 1-2	0-1	0-3	1-2	Sergei Zubov	ROLOSON/Turco
Jan. 5	vs NY Rangers	W. 3-2	1-0	1-2	0-3	SAM GAGNER	GARON/Lundqvist
Jan. 17	at Washington	L. 4-5	0-1	0-12	1-12	Matt Bradley	ROLOSON/Kolzig
Jan. 24	at Florida	W. 4-3	1-0	1-2	0-3	SHAWN HORCOFF	GARON/Vokoun
Feb. 26	vs Detroit	W. 4-3	1-0	1-3	0-3	ROBERT NILSSON	GARON/Osgood
Mar. 2	vs Columbus	W. 4-3	1-0	1-2	0-3	ALES HEMSKY	GARON/Leclaire
Mar. 16	at San Jose	W. 2-1	2-1	2-4	1-4	FERNANDO PISANI	ROLOSON/Nabokov
Mar. 28	at Colorado	L. 4-5	1-3	1-2	3-3	Joe Sakic	ROLOSON/Theodore



## EDMONTON OILERS SHOOTOUT RESULTS 2008-09

6-4 (HOME 1-3; AWAY 5-1)

DATE	OPPONENT	FINAL SCORE	SHOOTOUT SCORE	GOALS-ATT		DECIDING GOAL	GOALTENDERS
				EDM	OPP		
Nov. 7	at Montreal	L. 2-3	1-2	1-4	2-4	Alex Kovalev	ROLOSON/Abischer
Nov. 10	at NY Rangers	W. 3-2	1-0	1-2	0-3	ALES HEMSKY	DESLAURIERS/Lundqvist
Nov. 15	vs Colorado	L. 2-3	1-2	1-5	2-5	Darcy Tucker	ROLOSON/Budaj
Dec. 5	at Los Angeles	W. 5-4	2-1	2-3	1-3	ALES HEMSKY	GARON/LaBarbera
Dec. 19	vs Anaheim	L. 2-3	0-1	0-3	1-3	Corey Perry	ROLOSON/Hiller
Feb. 5	at St. Louis	W. 2-1	2-0	2-2	0-2	ROBERT NILSSON	ROLOSON/Mason
Feb. 8	at Minnesota	L. 2-3	0-1	0-4	1-4	Mikko Koivu	ROLOSON/Backstrom
Feb. 14	at Los Angeles	W. 3-2	2-0	2-2	0-2	SAM GAGNER	ROLOSON/Quick
Feb. 21	vs Calgary	L. 2-3	0-1	0-3	1-3	Todd Bertuzzi	ROLOSON/Kiprusoff
Mar. 17	vs St. Louis	W. 2-1	1-0	1-3	0-3	ALES KOTALIK	ROLOSON/Mason
Mar. 20	at Chicago	W. 5-4	2-0	2-2	0-2	PATRICK O'SULLIVAN	ROLOSON/Khabibulin

## EDMONTON OILERS SHOOTOUT RESULTS 2009-10

8-6 (HOME 4-2; AWAY 4-4)

DATE	OPPONENT	FINAL SCORE	SHOOTOUT SCORE	GOALS-ATT		DECIDING GOAL	GOALTENDERS
				EDM	OPP		
Oct. 6	vs. Dallas	W. 5-4	1-0	1-3	0-3	ALES HEMSKY	KHABIBULIN/Turco
Oct. 8	vs. Calgary	L. 4-3	1-2	1-3	2-2	Olli Jokinen	KHABIBULIN/Kiprusoff
Oct. 29	vs. Detroit	W. 6-5	1-0	1-3	0-3	PATRICK O'SULLIVAN	KHABIBULIN/Howard
Nov. 10	at Ottawa	L. 4-3	1-2	1-3	2-3	Jason Spezza	DESLAURIERS/Leclaire
Nov. 16	at Columbus	L. 3-2	1-2	1-4	2-4	Jacob Voracek	KHABIBULIN/Garon
Nov. 27	vs. San Jose	L. 6-5	0-1	0-3	1-3	Joe Pavelski	DESLAURIERS/Nabokov
Dec. 5	at Dallas	W. 3-2	2-1	2-5	1-5	SHAWN HORCOFF	DESLAURIERS/Turco
Dec. 7	at Florida	W. 3-2	2-1	2-3	1-3	SHAWN HORCOFF	DESLAURIERS/Vokoun
Feb. 11	at Los Angeles	W. 3-2	4-3	4-10	3-10	LUBOMIR VISNOVSKY	DESLAURIERS/Ersberg
Mar. 5	vs. Minnesota	W. 2-1	3-2	3-6	2-6	MIKE COMRIE	DESLAURIERS/Backstrom
Mar. 11	at Montreal	L. 5-4	0-1	0-5	1-5	Andrei Kostitsyn	DUBNYK/Halak
Mar. 19	vs. Detroit	W. 3-2	2-1	2-3	1-3	GILBERT BRULE	DUBNYK/Howard
Apr. 3	at Phoenix	L. 3-2	0-1	0-8	1-8	Matthew Lombardi	DESLAURIERS/Bryzgalov
Apr. 10	at Los Angeles	W. 3-2	2-1	2-2	1-3	SHAWN HORCOFF	DUBNYK/Quick

## EDMONTON OILERS SHOOTOUT RESULTS 2010-11

2-9 (HOME 2-6; AWAY 0-3)

DATE	OPPONENT	FINAL SCORE	SHOOTOUT SCORE	GOALS-ATT		DECIDING GOAL	GOALTENDERS
				EDM	OPP		
Oct. 26	@ Calgary	L. 5-4	1-0	0-3	1-2	Alex Tanguay	KHABIBULIN/Kiprusoff
Oct. 28	@ Columbus	L. 3-2	2-0	0-2	2-2	Rick Nash	DUBNYK/Mason
Nov. 19	vs. Phoenix	L. 4-3	3-2	2-5	3-5	Eric Belanger	DUBNYK/Bryzgalov
Dec. 7	vs. Anaheim	L. 3-2	2-1	1-10	2-10	Cam Fowler	KHABIBULIN/Hiller
Dec. 10	vs. Tampa Bay	W. 4-3	2-0	2-3	0-2	JORDAN EBERLE	KHABIBULIN/Ellis
Dec. 23	@ Los Angeles	L. 3-2	2-1	1-6	2-6	Jarret Stoll	DUBNYK/Quick
Dec. 30	vs. Colorado	L. 4-3	1-0	0-3	1-2	Milan Hejduk	DUBNYK/Anderson
Jan. 23	vs. Nashville	L. 3-2	1-0	0-3	1-2	Cody Franson	DUBNYK/Rinne
Mar. 1	vs. Nashville	W. 2-1	2-1	2-4	1-4	LINUS OMARK	GERBER/Rinne
Mar. 19	vs. Colorado	L. 3-2	1-0	0-4	1-4	Ryan Stoa	KHABIBULIN/Elliott
Mar. 26	vs. Calgary	L. 5-4	1-0	0-3	1-2	Alex Tanguay	DUBNYK/Kiprusoff

## EDMONTON OILERS SHOOTOUT RESULTS 2011-12

5-7 (HOME 3-3; AWAY 2-4)

DATE	OPPONENT	FINAL SCORE	SHOOTOUT SCORE	GOALS-ATT		DECIDING GOAL	GOALTENDERS
				EDM	OPP		
Oct. 9	vs. PITTSBURGH	W. 2-1	2-1	2-3	1-3	Ales Hemsky	DUBNYK/Johnson
Oct. 13	@ Minnesota	L. 2-1	2-1	1-4	2-4	Devin Setoguchi	KHABIBULIN/Backstrom
Oct. 20	vs. MINNESOTA	L. 2-1	1-0	0-3	1-3	Matt Cullen	KHABIBULIN/Backstrom
Nov. 30	vs. MINNESOTA	L. 3-2	4-3	3-6	4-6	Kyle Brodziak	KHABIBULIN/Backstrom
Jan. 23	vs. SAN JOSE	W. 2-1	2-1	2-4	1-4	Taylor Hall	DUBNYK/Greiss
Jan. 24	@ Vancouver	L. 3-2	2-1	1-5	2-4	Cody Hodgson	DUBNYK/Luongo
Feb. 4	vs. DETROIT	W. 5-4	2-1	2-5	1-4	Ryan Nugent-Hopkins	DUBNYK/MacDonald
Mar. 6	@ San Jose	W. 3-2	1-0	1-2	0-3	Sam Gagner	DUBNYK/Niemi
Mar. 10	@ Colorado	L. 3-2	2-0	0-2	2-2	Milan Hejduk	KHABIBULIN/Varlamov
Mar. 18	vs. PHOENIX	L. 3-2	2-1	1-3	2-3	Ray Whitney	DUBNYK/Smith
Mar. 22	@ Tampa Bay	L. 3-2	3-2	2-6	3-6	Teddy Purcell	KHABIBULIN/Rolason
Mar. 23	@ Florida	W. 2-1	1-0	1-4	0-4	Ryan Nugent-Hopkins	DUBNYK/Theodore

## INDIVIDUAL CAREER SHOOTOUT STATISTICS (2005-06 TO 2011-12)

GOALTENDERS RECORD	SO	SAVES	ATT	SVPCT.	W-L	WPCT
Ty Conklin	1	0	2	.000	0-1	.000
Jeff Deslauries	8	29	40	.725	5-3	.625
Devan Dubnyk	16	37	57	.649	7-9	.438
Mathieu Garon	11	32	35	.914	11-0	1.000
Martin Gerber	1	3	4	.750	1-0	1.000
Nikolai Khabibulin	13	30	50	.600	3-10	.231
Jussi Markkanen	5	9	19	.474	1-4	.200
Mike Morrison	7	18	24	.750	5-2	.714
Dwayne Roloson	26	66	94	.702	13-13	.500
<b>EDMONTON TOTALS</b>	<b>88</b>	<b>224</b>	<b>325</b>	<b>.689</b>	<b>41-35</b>	<b>.545</b>

SHOOTERS RECORD	SO	GOALS	ATT	PCT.	DECIDING GOAL
Eric Belanger	2	0	2	.000	0
Gilbert Brule	8	3	8	.375	1
Andrew Cogliano	3	0	3	.000	0
Mike Comrie	4	1	4	.250	1
Radek Dvorak	2	1	2	.500	1
Jordan Eberle	21	7	21	.333	1
Sam Gagner	46	14	46	.304	6
Tom Gilbert	3	0	3	.000	0
Alex Giroux	1	0	1	.000	0
Taylor Hall	11	3	11	.273	1
Teemu Hartikainen	1	0	1	.000	0
Ales Hemsky	55	19	55	.345	8
Shawn Horcoff	30	10	20	.500	6
Ryan Jones	3	0	3	.000	0
Ales Kotalik	2	2	2	1.000	1
Joffrey Lupul	1	0	2	.000	0
Ethan Moreau	1	0	1	.000	0
Ryan Nugent-Hopkins	5	2	5	.400	2
Robert Nilsson	18	7	18	.389	2
Linus Omark	7	2	7	.286	1
Patrick O'Sullivan	13	5	13	.385	2
Magnus Paajarvi	2	0	2	.000	0
Michael Peca	5	2	5	.400	0
Dustin Penner	11	1	11	.091	0
Fernando Pisani	14	6	14	.429	4
Marc Pouliot	5	1	5	.200	0
Ryan Potulny	5	3	5	.600	0
Marty Reasoner	4	1	4	.250	1
Sergei Samsonov	3	2	3	.667	1
Geoff Sanderson	1	0	1	.000	0
Rob Schremp	1	0	1	.000	0
Ryan Smyth	17	5	17	.294	3
Sheldon Souray	1	0	1	.000	0
Jarret Stoll	7	2	7	.286	1
Petr Sykora	5	1	5	.200	0
Patrick Thoresen	1	0	1	.000	0
Raffi Torres	8	3	8	.375	2
<b>EDMONTON TOTALS</b>	<b>88</b>	<b>104</b>	<b>324</b>	<b>.321</b>	<b>46</b>

## EDMONTON OILERS YEAR-BY-YEAR SPECIAL TEAMS (1979-80 TO 2011-12)

SEASON	GP	POWERPLAY				PENALTY KILLING				PENALTY MINUTES				SHG	
		GF	OPP	PCT.	RANK	GA	OPP	PCT.	RANK	MINS	AVG.	BMI	RANK	F-A	RANK
1979-80	80	61	282	21.6	11/21	74	315	76.5	14/21	1528	19.1	16	3/21	11-4	2/4
1980-81	80	77	347	22.2	12/21	85	348	75.6	14/21	1544	19.3	18	14/21	13-7	4/4
1981-82	80	86	341	25.2	4/21	67	371	81.9	1/21	1473	18.4	20	11/21	12-8	4/8
1982-83	80	86	294	29.3	1/21	89	396	77.5	9/21	1771	22.1	28	2/21	22-6	1/2
1983-84	80	81	318	25.5	2/21	77	386	80.1	6/21	1577	19.7	18	7/21	36-12	1/13
1984-85	80	74	293	25.3	2/21	76	353	78.5	9/21	1567	19.6	12	7/21	25-5	1/1
1985-86	80	78	295	26.4	1/21	77	409	81.2	3/21	1928	24.1	28	5/21	27-15	1/17
1986-87	80	79	318	22.0	7/21	74	372	80.1	9/21	1721	21.5	26	14/21	28-8	1/5
1987-88	80	88	402	21.9	7/21	86	447	80.8	7/21	2173	27.2	22	12/21	20-11	2/7
1988-89	80	83	419	19.8	16/21	78	452	82.7	2/21	1931	24.1	20	11/21	27-17	1/19
1989-90	80	84	407	20.6	12/21	82	417	80.3	10/21	2046	25.6	22	9/21	22-6	1/2
1990-91	80	63	361	17.5	17/21	80	388	79.4	15/21	1823	22.8	22	14/21	13-4	6/1
1991-92	80	68	366	18.6	14/22	93	423	78.0	20/22	1907	23.8	24	10/22	12-15	8/20
1992-93	84	66	416	15.9	23/24	106	464	77.2	21/24	2027	24.1	14	6/24	17-10	6/5
1993-94	84	74	402	18.4	15/26	78	401	80.5	20/26	1858	22.1	12	8/26	2-9	26/5
1994-95	48	42	259	16.2	18/26	52	233	77.7	25/26	1183	24.6	12	2/26	8-8	4/21
1995-96	82	72	452	15.9	20/26	80	417	80.8	18/26	1709	20.8	12	9/26	10-12	17/14
1996-97	82	73	406	18.0	6/26	59	338	82.5	18/26	1368	16.7	18	19/26	9-13	16/22
1997-98	82	77	483	15.9	12/26	66	406	83.7	22/26	1690	20.6	10	9/26	10-11	13/15
1998-99	82	63	438	14.4	17/27	67	374	82.1	21/27	1373	16.7	12	11/26	8-10	8/18
1999-00	82	53	336	15.8	17/28	54	369	85.4	10/28	1344	16.4	16	5/28	9-4	7/3
2000-01	82	59	398	14.8	21/30	62	382	83.8	16/30	1287	15.7	10	13/30	13-4	5/2
2001-02	82	51	333	15.3	16/30	50	348	85.6	12/30	1267	15.5	6	10/30	12-7	4/12
2002-03	82	56	386	14.5	19/30	61	351	82.6	19/30	1203	14.7	16	13/30	13-8	1/14
2003-04	82	44	338	13.0	29/30	66	349	81.1	27/30	1220	14.9	22	16/30	13-8	4/13
2004-05	-	-	-	-	-	-	-	-	-	-	-	-	-	-	-
2005-06	82	88	485	18.1	14/30	76	478	84.1	8/30	1204	14.7	22	19/30	15-5	4/1
2006-07	82	53	373	14.2	27/30	59	382	84.6	8/30	1263	15.7	22	25/30	6-4	21/2
2007-08	82	57	344	16.6	20/30	56	366	84.7	5/30	1175	14.3	26	19/30	7-10	16/21
2008-09	82	60	354	17.0	21/30	76	338	77.5	27/30	1247	15.0	20	7/30	3-8	29/14
2009-10	82	52	301	17.3	18/30	67	305	78.0	26/30	1115	13.8	9	20/30	6-5	18/10
2010-11	82	44	304	14.5	27/30	82	321	77.0	29/30	1270	15.5	20	28/30	8-2	3/3
2011-12	82	54	262	20.6	3/30	52	296	82.4	14/30	942	11.5	20	18/30	5-8	14/21

### NOTE:

- Rank in penalty minutes is based on most to fewest PIM. For example, in 1979-80 the Oilers were the 3rd most penalized team in the NHL.
- Rank in shorthanded goals (SHG) is based on most SHG for and on fewest SHG against. For example, in 1979-80 the Oilers had the second most shorthanded goals for and the fourth fewest shorthanded goals against.

## SPECIAL TEAMS

### OILERS 2011-12 POWER PLAY STATS

	Goals	Attempts	%	Rank
Overall	54	262	20.6	3rd
Home	30	139	21.6	3rd
Road	24	123	19.5	11th

#### Oilers record when...

	W-L-OTL-L/SO
Oilers score 0 PPG	10-26-7
Oilers score 1 PPG	13-10-3
Oilers score 2 PPG	8-4-0
Oilers score 3+ PPG	1-0-0

2 Man PP	Goals	2-Man Advantages	%
Overall	2	10	20.0
Home	1	6	16.6
Road	1	4	25.0

Total Time on 2-Man PP: 6:16  
Average 2-Man PP Time: 0:38

### OILERS 2011-12 PENALTY KILLING STATS

	Goals	Disadvantages	%	Rank
Overall	52	296	82.4	14th
Home	27	149	81.9	21st
Road	25	147	83.0	13th

#### Oilers record when...

	W-L-OTL-L/SO
Oilers allow no PPG	21-16-6
Oilers allow 1 PPG	9-13-4
Oilers allow 2 PPG	2-11-0
Oilers allow 3+ PPG	0-0-0

2 Man PK	Goals Allowed	2-Man Disadvantages	%
Overall	2	20	90.0
Home	1	9	88.9
Road	1	11	90.0

Total Time on 2-Man PK: 14:59  
Average 2-Man PK Time: 0:45

## EDMONTON OILERS ALL-STAR SELECTIONS

**1980**  
SECOND TEAM  
Wayne Gretzky, Centre

**1981**  
FIRST TEAM  
Wayne Gretzky, Centre

**1982**  
FIRST TEAM  
Wayne Gretzky, Centre  
Mark Messier, Left Wing

SECOND TEAM  
Grant Fuhr, Goal  
Paul Coffey, Defence

**1983**  
FIRST TEAM  
Wayne Gretzky, Centre  
Mark Messier, Left Wing

SECOND TEAM  
Paul Coffey, Defence

**1984**  
FIRST TEAM  
Wayne Gretzky, Centre

SECOND TEAM  
Mark Messier, Left Wing  
Jari Kurri, Right Wing  
Paul Coffey, Defence

**1985**  
FIRST TEAM  
Wayne Gretzky, Centre  
Jari Kurri, Right Wing  
Paul Coffey, Defence

**1986**  
FIRST TEAM  
Wayne Gretzky, Centre  
Paul Coffey, Defence

SECOND TEAM  
Jari Kurri, Right Wing

**1987**  
FIRST TEAM  
Wayne Gretzky, Centre  
Jari Kurri, Right Wing

**1988**  
FIRST TEAM  
Grant Fuhr, Goal

SECOND TEAM  
Wayne Gretzky, Centre

**1989**  
SECOND TEAM  
Jari Kurri, Right Wing

**1990**  
FIRST TEAM  
Mark Messier, Centre

## EDMONTON OILERS IN THE NHL ALL-STAR GAME

**1979-80 (Detroit):** Wayne Gretzky (F), Blair MacDonald (F)

**1980-81 (Los Angeles):** Wayne Gretzky (F)

**1981-82 (Washington):** Paul Coffey (D), Grant Fuhr (G), Wayne Gretzky (F), Mark Messier (F)

**1982-83 (NY Islanders):** Paul Coffey (D), Wayne Gretzky (F), Jari Kurri (F), Mark Messier (F)

**1983-84 (New Jersey):** Glenn Anderson (F), Paul Coffey (D), Grant Fuhr (G), Wayne Gretzky (F), Jari Kurri (F)\*, Kevin Lowe (D), Mark Messier (F), Glen Sather (Coach)

**1984-85 (Calgary):** Glenn Anderson (F), Paul Coffey (D), Grant Fuhr (G), Wayne Gretzky (F), Mike Krushelnyski (F), Jari Kurri (F), Kevin Lowe (D), Andy Moog (G), Glen Sather (Coach)

**1985-86 (Hartford):** Glenn Anderson (F), Paul Coffey (D), Lee Fogolin (D), Grant Fuhr (G), Wayne Gretzky (F), Jari Kurri (F), Kevin Lowe (D), Mark Messier (F), Andy Moog (G), Glen Sather (Coach)

**1986-87 (Rendez-Vous '87):** Glenn Anderson (F), Paul Coffey (D)\*, Grant Fuhr (G), Wayne Gretzky (F), Jari Kurri (F), Mark Messier (F), Esa Tikkanen (F)

**1987-88 (St. Louis):** Glenn Anderson (F), Grant Fuhr (G), Wayne Gretzky (F), Jari Kurri (F), Kevin Lowe (D), Mark Messier (F), Glen Sather (Coach)

**1988-89 (Edmonton):** Jimmy Carson (C), Grant Fuhr (G), Jari Kurri (RW), Kevin Lowe (D), Mark Messier (C), Glen Sather (Coach)

**1989-90 (Pittsburgh):** Jari Kurri (RW), Kevin Lowe (D), Mark Messier (C)

**1990-91 (Chicago):** Mark Messier (C), Bill Ranford (G), Steve Smith (D), John Muckler (Coach)

**1991-92 (Philadelphia):** Vincent Damphousse (LW)

**1992-93 (Montreal):** Dave Manson (D)

**1993-94 (NY Rangers):** Shayne Corson (LW)

**1995-96 (Boston):** Doug Weight (C)

**1996-97 (San Jose):** Jason Arnott (C)

**1997-98 (Vancouver):** Doug Weight (C)

**1998-99 (Tampa Bay):** Roman Hamrlik (D)

**1999-00 (Toronto):** Tommy Salo (G)

**2000-01 (Colorado):** Janne Niinimaa (D), Doug Weight (C)

**2001-02 (Los Angeles):** Tommy Salo (G)

**Note:** Mike Comrie (C) selected to NHL YoungStars Game

**2002-03 (Florida):** Eric Brewer (D)

**Note:** Ales Hemsy (RW) selected to NHL YoungStars Game, but was replaced by Shawn Horcoff (C) due to injury.

**2003-04 (Minnesota):** None

**Note:** Alexei Semenov (D) and Raffi Torres (LW) selected to NHL YoungStars Game.

**2006-07 (Dallas):** Ryan Smyth (LW)

**Note:** Ladislav Smid (D) selected to NHL YoungStars Game.

**2007-08 (Atlanta):** Shawn Horcoff (C)

**Note:** Sam Gagner (C) selected to NHL YoungStars Game.

**2008-09 (Montreal):** Sheldon Souray (D)

**Note:** Andrew Cogliano (C) selected to NHL YoungStars Game.

**2010-11 (Carolina):** \*Ales Hemsy (RW)

**Note:** Taylor Hall (LW) and \*Jordan Eberle (RW) selected to Rookie Team

**2011-12 (Ottawa):** Jordan Eberle (RW)

**Note:** \*Ryan Nugent-Hopkins (C) selected to Rookie Team

\* Selected to team but did not play.

## EDMONTON OILERS NHL AWARD WINNERS

### HART MEMORIAL TROPHY

(Most Valuable Player)

Wayne Gretzky

1980-87

Mark Messier

1989-90

### JAMES NORRIS

#### MEMORIAL TROPHY

(Outstanding Defenceman)

Paul Coffey

1984-85

1985-86

### EMERY EDGE AWARD

(Plus-Minus Leader)

Charlie Huddy

1982-83

Wayne Gretzky

1983-84

1984-85

1986-87

### ART ROSS TROPHY

(Leading Scorer)

Wayne Gretzky

1981-87

### LADY BYNG

#### MEMORIAL TROPHY

(Most Gentlemanly Player)

Wayne Gretzky

1979-80

Jari Kurri

1984-85

### JACK ADAMS AWARD

(Coach of the Year)

Glen Sather

1985-86

### LESTER B. PEARSON AWARD

(Outstanding Player as selected by the NHL Player's Association)

Wayne Gretzky

1982-85

1987

Mark Messier

1989-90

### CONN SMYTHE TROPHY

(Stanley Cup MVP)

Mark Messier

1983-84

Wayne Gretzky

1984-85

1987-88

Bill Ranford

1989-90

### VEZINA TROPHY

(Outstanding Goaltender)

Grant Fuhr

1987-88

### KING CLANCY MEMORIAL TROPHY

Kevin Lowe

1989-90

Ethan Moreau

2008-09

### BUDWEISER/NHL MAN OF THE YEAR

Kevin Lowe

1989-90



## EDMONTON OILERS AWARD WINNERS – 1979-80 TO 2011-12

### ZANE FELDMAN TROPHY (MVP)

1979-80	Blair MacDonald	1997-98	Doug Weight
1980-81	Wayne Gretzky	1998-99	Bill Guerin
1981-82	Wayne Gretzky	1999-00	Tommy Salo
1982-83	Wayne Gretzky	2000-01	Tommy Salo
1983-84	Wayne Gretzky	2001-02	Tommy Salo
1984-85	Wayne Gretzky	2002-03	Tommy Salo & Todd Marchant
1985-86	Wayne Gretzky		
1986-87	Wayne Gretzky	2003-04	Dan Moreau
1987-88	Wayne Gretzky	2004-05	Not awarded – NHL Lockout
1988-89	Jari Kurri		
1989-90	Mark Messier	2005-06	Chris Pronger
1990-91	Bill Ranford	2006-07	Dwayne Roloson
1991-92	Bill Ranford	2007-08	Ales Hemsky
1992-93	Bill Ranford	2008-09	Ales Hemsky
1993-94	Bill Ranford	2009-10	Dustin Penner
1994-95	Jason Arnott	2010-11	Taylor Hall
1995-96	Doug Weight	2011-12	Jordan Eberle
1996-97	Curtis Joseph		

### TOP FIRST YEAR OILER

1979-80	Dave Lumley	1998-99	Tom Poti
1980-81	Glenn Anderson	1999-00	Jim Dowd
1981-82	Grant Fuhr	2000-01	Not awarded
1982-83	Randy Gregg	2001-02	Not awarded
1983-84	Mark Messier*	2002-03	Ales Hemsky
1984-85	Mike Krushelnyski	2003-04	Not awarded
1985-86	Craig MacTavish	2004-05	Not awarded – NHL Lockout
1986-87	Craig Muni		
1987-88	Craig Simpson	2005-06	Matt Greene
1988-89	Jimmy Carson	2006-07	Ladislav Smid
1989-90	Geoff Smith	2007-08	Andrew Cogliano & Sam Gagner
1990-91	Anatoli Semenov		
1991-92	Vincent Damphousse	2008-09	Lubomir Visnovsky
1992-93	Shayne Corson	2009-10	Gilbert Brule
1993-94	Jason Arnott	2010-11	Taylor Hall
1994-95	Todd Marchant	2011-12	Ryan Nugent-Hopkins
1995-96	Curtis Joseph		* Presented to the top playoff performer 1983-84 only.
1996-97	Mike Grier		
1997-98	Roman Hamrik		

### UNsung HERO

1987-88	Charlie Huddy	2000-01	Not awarded
1988-89	Charlie Huddy	2001-02	Steve Staios
1989-90	Bill Ranford	2002-03	Ethan Moreau
1990-91	Petr Klima	2003-04	Igor Ulanov
1991-92	Joe Murphy	2004-05	Not awarded – NHL Lockout
1992-93	Craig MacTavish		
1993-94	Shayne Corson	2005-06	Fernando Pisani
1994-95	David Oliver	2006-07	Marty Reasoner
1995-96	Zdeno Ciger	2007-08	Steve Staios
1996-97	Doug Weight	2008-09	Jason Strudwick
1997-98	Dean McAmmond	2009-10	Jason Strudwick
1998-99	Mike Grier	2010-11	Ryan Jones
1999-00	Ethan Moreau	2011-12	Ladislav Smid

### COMMUNITY SERVICE AWARD

1987-88	Mike Krushelnyski	2000-01	Not awarded
1988-89	Kevin Lowe	2001-02	Georges Laraque
1989-90	Craig Simpson	2002-03	Georges Laraque
1990-91	Craig Simpson	2003-04	Georges Laraque
1991-92	Kevin Lowe	2004-05	Not awarded – NHL Lockout
1992-93	Craig Simpson		
1993-94	Kelly Buchberger	2005-06	Georges Laraque
1994-95	Bill Ranford	2006-07	Jarret Stoll
1995-96	Luke Richardson	2007-08	Ethan Moreau
1996-97	Jason Arnott	2008-09	Ethan Moreau
1997-98	Todd Marchant	2009-10	Jason Strudwick
1998-99	Pat Falloon	2010-11	Jason Strudwick
1999-00	Todd Marchant	2011-12	Shawn Horcoff

### DEFENCEMAN OF THE YEAR

1979-80	Doug Hicks	1996-97	Bryan Marchment
1980-81	Lee Fogolin	1997-98	Boris Mironov
1981-82	Kevin Lowe	1998-99	Roman Hamrik
1982-83	Charlie Huddy	1999-00	Jason Smith
1983-84	Paul Coffey	2000-01	Jason Smith
1984-85	Paul Coffey	2001-02	Janne Niinimaa
1985-86	Paul Coffey	2002-03	Steve Staios
1986-87	Kevin Lowe	2003-04	Jason Smith
1987-88	Kevin Lowe	2004-05	Not awarded – NHL Lockout
1988-89	Charlie Huddy		
1989-90	Craig Muni	2005-06	Chris Pronger
1990-91	Steve Smith	2006-07	Jason Smith
1991-92	Norm Maciver	2007-08	Tom Gilbert
1992-93	Luke Richardson	2008-09	Sheldon Souray
1993-94	Igor Kravchuk	2009-10	Tom Gilbert
1994-95	Luke Richardson	2010-11	Ryan Whitney
1995-96	Bryan Marchment	2011-12	Ladislav Smid

### TOP DEFENSIVE FORWARD

1987-88	Craig MacTavish	2000-01	Todd Marchant
1988-89	Esa Tikkanen	2001-02	Todd Marchant
1989-90	Craig MacTavish	2002-03	Todd Marchant
1990-91	Craig MacTavish	2003-04	Shawn Horcoff
1991-92	Craig MacTavish	2004-05	Not awarded – NHL Lockout
1992-93	Kelly Buchberger		
1993-94	Kelly Buchberger	2005-06	Ethan Moreau
1994-95	Kelly Buchberger	2006-07	Fernando Pisani
1995-96	Kelly Buchberger	2007-08	Fernando Pisani
1996-97	Kelly Buchberger	2008-09	Shawn Horcoff
1997-98	Mats Lindgren	2009-10	Dustin Penner
1998-99	Todd Marchant	2010-11	Shawn Horcoff
1999-00	Mike Grier	2011-12	Shawn Horcoff

### MOST POPULAR PLAYER

1987-88	Wayne Gretzky	2000-01	Doug Weight
1988-89	Mark Messier	2001-02	Mike Comrie
1989-90	Mark Messier	2002-03	Ryan Smyth
1990-91	Mark Messier	2003-04	Ryan Smyth
1991-92	Kelly Buchberger	2004-05	Not awarded – NHL Lockout
1992-93	Kelly Buchberger		
1993-94	Shayne Corson	2005-06	Ryan Smyth
1994-95	Kirk Maltby	2006-07	Dwayne Roloson
1995-96	Doug Weight	2007-08	Ales Hemsky
1996-97	Curtis Joseph	2008-09	Ales Hemsky
1997-98	Curtis Joseph	2009-10	Ales Hemsky
1998-99	Doug Weight	2010-11	Ryan Jones
1999-00	Georges Laraque	2011-12	Jordan Eberle

## EDMONTON OILERS YEARLY MOLSON CUP WINNERS – 1979-80 TO 2011-12

1979-80	Wayne Gretzky	1996-97	Curtis Joseph
1980-81	Wayne Gretzky	1997-98	Curtis Joseph
1981-82	Wayne Gretzky	1998-99	Bill Guerin
1982-83	Wayne Gretzky	1999-00	Tommy Salo
1983-84	Wayne Gretzky	2000-01	Tommy Salo
1984-85	Wayne Gretzky	2001-02	Tommy Salo
1985-86	Wayne Gretzky	2002-03	Tommy Salo
1986-87	Wayne Gretzky	2003-04	Ryan Smyth
1987-88	Wayne Gretzky	2004-05	Not Awarded – NHL Lockout
1988-89	Grant Fuhr	2005-06	Ryan Smyth
1989-90	Mark Messier	2006-07	Dwayne Roloson
1990-91	Bill Ranford	2007-08	Mathieu Garon
1991-92	Joe Murphy	2008-09	Dwayne Roloson
1992-93	Bill Ranford	2009-10	Jeff Deslauriers
1993-94	Bill Ranford	2010-11	Taylor Hall
1994-95	Bill Ranford	2011-12	Taylor Hall
1995-96	Doug Weight		

## OILERS 2011-12 MOLSON 3 STARS BY PLAYER AND MONTH

PLAYER	1ST	2ND	3RD	TOTAL	OCT.	NOV.	DEC.	JAN.	FEB.	MAR/APR
Hall	4	10	5	19	0-2-1=15	2-0-0=10	0-2-1=15	1-3-1=25	1-2-1=20	0-1-1=10
Eberle	6	6	6	18	1-1-0=10	1-1-1=15	1-1-1=15		1-2-1=20	3-1-2=30
Hopkins	5	4	4	13	2-1-1=20	1-1-1=15	0-2-0=10		0-0-1=5	2-1-0=15
Dubnyk	7	3	2	12	2-0-0=10	0-1-0=5		2-0-0=10	1-0-0=5	2-2-2=30
Khabibulin	5	5	1	11	3-1-0=20	1-1-0=10	0-2-1=15	0-1-0=5	1-0-0=5	
Gagner	3	4	2	9			1-1-0=10	0-0-1=5	2-3-1=30	
Smyth	2	2	4	8	1-1-1=15	0-0-1=5	0-1-1=10	1-0-0=5	0-0-1=5	
Horcoff	1	1	3	5	1-0-2=15	0-1-0=5				0-0-1=5
Smid	1	1	2	4	0-0-1=5	0-1-0=5		0-0-1=5		1-0-0=5
Hemsky	1	1	1	3		0-0-1=5				1-1-0=10
Petry			3	3						0-0-3=15
Jones	1	1	1	3		0-0-1=5	1-0-0=5			0-1-0=5
Potter	1	1	1	2		1-0-0=5				0-0-1=5
Whitney		1	1	2					0-0-1=5	0-1-0=5
xGilbert			2	2		0-0-2=10				
Petrell	1			1					1-0-0=5	
Eager		1		1				0-1-0=5		
Hartikainen		1		1						0-1-0=5
Lander			1	1		0-0-1=5				
Paajarvi			1	1					0-0-1=5	
Schultz			1	1						0-0-1=5
Sutton			1	1			0-0-1=5			
VandeVelde			1	1						0-1-0=5

## 2011-12 MONTHLY WINNERS

MONTH	PLAYER	STARS	CHARITY	DONATION
October	Khabibulin	3-1-0=20	M.A.D.D.	\$1,000
November	Nugent-Hopkins	1-1-1=15	Ronald MacDonald House	\$1,000
December	Eberle	1-1-1=15	Kids with Cancer Society	\$1,000
January	Hall	1-3-1=25	Youth Emergency Shelter	\$1,000
February	Gagner	2-3-1=30	Edmonton Stollery	\$1,000
March/April	Dubnyk	2-2-2=30	Inner City Children Program	\$1,000





## 2011-12 EDMONTON OILERS MOLSON CUP STANDINGS

DATE	OPPONENT	RESULT	FIRST STAR	SECOND STAR	THIRD STAR	SELECTOR
Oct. 9	vs PITTSBURGH	W. 2-1 SO	Dubnyk	_____	Nugent-Hopkins	Sportsnet
Oct. 13	@ Minnesota	L. 2-1 SO	Khabibulin	_____	Smyth	Sportsnet
Oct. 15	vs VANCOUVER	L. 4-3	Nugent-Hopkins	_____	_____	HNIC
Oct. 17	vs NASHVILLE	W. 3-1	Horcoff	Hall	_____	Sportsnet
Oct. 18	@ Calgary	L. 2-1	_____	_____	Horcoff	Sportsnet
Oct. 20	vs MINNESOTA	L. 2-1 SO	Khabibulin	_____	Smid	Sportsnet
Oct. 22	vs NY RANGERS	W. 2-0	Nugent-Hopkins	Khabibulin	Hall	HNIC
Oct. 25	vs VANCOUVER	W. 3-2	Eberle	Hall	_____	Sportsnet
Oct. 27	vs WASHINGTON	W. 2-1	Khabibulin	Eberle	_____	Sportsnet
Oct. 28	@ Colorado	W. 3-1	Dubnyk	Smyth	_____	Sportsnet
Oct. 30	vs ST. LOUIS	W. 4-2	Smyth	Nugent-Hopkins	Horcoff	Sportsnet
Nov. 3	@ Los Angeles	W. 3-0	Potter	Smid	Gilbert	Sportsnet
Nov. 5	@ Phoenix	L. 4-2	_____	_____	_____	HNIC
Nov. 8	@ Montreal	W. 3-1	Khabibulin	_____	Jones	Sportsnet
Nov. 10	@ Boston	L. 6-3	_____	_____	Smyth	Sportsnet
Nov. 11	@ Detroit	L. 3-0	_____	_____	_____	Sportsnet
Nov. 13	@ Chicago	L. 6-3	_____	Eberle	_____	Sportsnet
Nov. 17	vs OTTAWA	L. 5-2	_____	_____	Lander	Sportsnet
Nov. 19	vs CHICAGO	W. 9-2	Hall	Nugent-Hopkins	Gilbert	HNIC
Nov. 21	@ Dallas	L. 4-1	_____	_____	_____	Sportsnet
Nov. 22	@ Nashville	W. 6-2	Eberle	Dubnyk	Nugent-Hopkins	Sportsnet
Nov. 25	@ Minnesota	W. 5-2	Hall	Horcoff	Hemsky	Sportsnet
Nov. 26	@ Colorado	L. 5-2	_____	_____	_____	HNIC
Nov. 28	vs NASHVILLE	L. 3-1	_____	Khabibulin	_____	Sportsnet
Nov. 30	vs MINNESOTA	L. 3-2 SO	Nugent-Hopkins	_____	Eberle	TSN
Dec. 2	vs COLUMBUS	W. 6-3	Jones	Smyth	_____	Sportsnet
Dec. 3	vs CALGARY	L. 5-3	_____	Gagner	_____	HNIC
Dec. 7	vs CAROLINA	L. 5-3	_____	_____	Sutton	TSN
Dec. 9	vs COLORADO	W. 4-1	Gagner	Nugent-Hopkins	Khabibulin	TSN
Dec. 10	@ Calgary	L. 3-0	_____	_____	_____	HNIC
Dec. 15	@ Phoenix	L. 4-2	_____	Hall	_____	Sportsnet
Dec. 17	@ San Jose	L. 3-2	_____	_____	Hall	HNIC
Dec. 19	vs DETROIT	L. 3-2	_____	Khabibulin	Eberle	Sportsnet
Dec. 22	vs MINNESOTA	W. 4-1	Eberle	Khabibulin	Smyth	Sportsnet
Dec. 26	@ Vancouver	L. 5-3	_____	Eberle	_____	Sportsnet
Dec. 29	@ Minnesota	L. 4-3	_____	Hall	_____	Sportsnet
Dec. 31	@ New York Islanders	L. 4-1	_____	_____	_____	Sportsnet
Jan. 2	@ Chicago	W. 4-3	Smyth	Hall	_____	Sportsnet
Jan. 3	@ Buffalo	L. 4-3	_____	_____	Gagner	Sportsnet
Jan. 5	@ St. Louis	L. 4-3	_____	_____	Smid	Sportsnet
Jan. 7	@ Dallas	L. 4-1	_____	_____	Hall	Sportsnet
Jan. 11	vs NEW JERSEY	L. 2-1 OT	Hall	_____	_____	TSN
Jan. 13	vs ANAHEIM	L. 5-0	_____	_____	_____	Sportsnet
Jan. 15	vs LOS ANGELES	W. 2-1 OT	Smid	_____	Hall	Sportsnet
Jan. 17	@ Columbus	L. 4-2	_____	Eager	_____	Sportsnet
Jan. 19	@ St. Louis	L. 1-0	_____	Khabibulin	_____	Sportsnet
Jan. 21	vs CALGARY	L. 6-2	_____	_____	_____	HNIC
Jan. 23	vs SAN JOSE	W. 2-1 SO	Dubnyk	_____	Eberle	TSN
Jan. 24	@ Vancouver	L. 3-2 SO	_____	Hall	_____	Sportsnet
Jan. 31	vs COLORADO	W. 3-2	Dubnyk	Hall	_____	Sportsnet
Feb. 2	vs CHICAGO	W. 8-4	Gagner	Gagner	Gagner	TSN
Feb. 4	vs DETROIT	W. 5-4	Gagner	_____	Eberle	HNIC
Feb. 6	@ Toronto	L. 6-3	_____	Eberle	_____	Sportsnet

DATE	OPPONENT	RESULT	FIRST STAR	SECOND STAR	THIRD STAR	SELECTOR
Feb. 8	@ Detroit	L. 4-2	_____	Gagner	_____	TSN
Feb. 11	@ Ottawa	W. 4-3 OT	Khabibulin	_____	Hall	HNIC
Feb. 15	vs TORONTO	L. 4-3 OT	_____	Hall	_____	Sportsnet
Feb. 17	vs COLORADO	L. 3-1	_____	_____	_____	Sportsnet
Feb. 19	vs VANCOUVER	L. 5-2	_____	_____	Paajarvi	Sportsnet
Feb. 21	@ Calgary	W. 6-1	Eberle	Gagner	Smyth	Sportsnet
Feb. 23	vs PHILADELPHIA	W. 2-0	Dubnyk	Eberle	Whitney	Sportsnet
Feb. 25	vs PHOENIX	L. 3-1	_____	_____	Hall	Sportsnet
Feb. 27	@ Winnipeg	W. 5-3	Petrell	Hall	_____	Sportsnet
Feb. 29	vs ST. LOUIS	L. 5-2	_____	_____	Nugent-Hopkins	Sportsnet
Mar. 2	vs DALLAS	L. 3-1	_____	_____	Petry	TSN
Mar. 5	@ Anaheim	L. 4-2	_____	_____	Horcoff	Sportsnet
Mar. 6	@ San Jose	W. 3-2 SO	Eberle	_____	Petry	Sportsnet
Mar. 8	vs MONTREAL	L. 5-3	_____	_____	Hall	Sportsnet
Mar. 10	@ Colorado	L. 3-2 SO	_____	Eberle	_____	Sportsnet
Mar. 12	vs SAN JOSE	L. 3-2	_____	Whitney	_____	TSN
Mar. 14	vs COLUMBUS	W. 3-0	Nugent-Hopkins	Hall	Dubnyk	Sportsnet
Mar. 16	vs CALGARY	W. 3-1	Eberle	Nugent-Hopkins	Petry	Sportsnet
Mar. 18	vs PHOENIX	L. 3-2 SO	Hemsky	Eberle	_____	Sportsnet
Mar. 20	@ Nashville	W. 6-3	Dubnyk	Hemsky	_____	Sportsnet
Mar. 22	@ Tampa Bay	L. 3-2 SO	_____	_____	Potter	Sportsnet
Mar. 23	@ Florida	W. 2-1 SO	Nugent-Hopkins	Dubnyk	_____	Sportsnet
Mar. 25	@ Columbus	W. 6-3	Smid	Jones	VandeVelde	Sportsnet
Mar. 28	vs DALLAS	L. 3-1	_____	_____	Eberle	Sportsnet
Mar. 30	vs LOS ANGELES	L. 4-1	_____	_____	_____	Sportsnet
Apr. 1	@ Anaheim	W. 2-1	Dubnyk	Hartikainen	_____	Sportsnet
Apr. 2	@ Los Angeles	L. 2-0	_____	Dubnyk	_____	Sportsnet
Apr. 5	vs ANAHEIM	L. 3-2 OT	Eberle	_____	Schultz	Sportsnet
Apr. 7	@ Vancouver	L. 3-0	_____	_____	Dubnyk	HNIC



## EDMONTON OILERS ENTRY DRAFT SELECTIONS

PLAYER	ROUND	NO.	POS.	AGE	LAST AMATEUR CLUB
<b>1979</b>					
LOWE, Kevin	1	21	D	20	Quebec Remparts (QMJHL)
MESSIER, Mark	3	48	LW	18	St. Albert Saints (AJHL)
ANDERSON, Glenn	4	69	RW	19	University of Denver (WCHA)
KOSTOVICH, Maxwell	4	84	LW	20	Portland Winter Hawks (WHL)
TOAL, Mike	5	105	C	20	Portland Winter Hawks (WHL)
BARNES, Blair	6	126	RW	19	Windsor Spitfires (OHL)
<b>1980</b>					
COFFEY, Paul	1	6	D	19	Kitchener Rangers (OHL)
BABCOCK, Shawn	3	48	RW	18	Windsor Spitfires (OHL)
KURRI, Jari	4	69	RW	20	Jokerit (Finland)
PODDUBNY, Walt	5	90	C/LW	20	Kingston Canadians (OHL)
WINTHER, Mike	6	111	C	19	Brandon Wheat Kings (WHL)
MOOG, Andy	7	132	G	20	Billings Bighorns (WHL)
POLMAN TUIN, Rob	8	153	G	20	Michigan Tech (WCHA)
PETERSSON, Lars-Gunnar	9	174	LW	20	Lulea H.F. (Sweden)
<b>1981</b>					
FUHR, Grant	1	8	G	18	Victoria Cougars (WHL)
STRUBEY, Todd	2	29	LW	18	Regina Pats (WHL)
HOUCK, Paul	4	71	RW	18	Kelowna Buckaroos (BCJHL)
DROUILLARD, Phil	5	92	LW	18	Niagara Falls Flyers (OHL)
SMITH, Steve	6	111	RW	18	London Knights (OHL)
HABSCHEID, Marc	6	113	C	18	Saskatoon Blades (WHL)
STURGEON, Mike	8	155	D	18	Kelowna Buckaroos (BCJHL)
HORAVA, Miloslav	9	176	D	19	Czechoslovakia
SHERVEN, Gord	10	197	C	18	Weyburn Red Wings (SJHL)
<b>1982</b>					
PLAYFAIR, Jim	1	20	D	18	Portland Winter Hawks (WHL)
GRAVES, Steve	2	41	LW	18	Sault Ste. Marie Greyhounds (OHL)
LONEY, Brent	3	62	LW	18	Cornwall Royals (OHL)
POUZAR, Jaroslav	4	83	LW	31	Czechoslovakia
BOETTGER, Dwayne	5	104	D	19	Toronto Marlboros (OHL)
SUMMANEN, Raimo	6	125	L/RW	20	Keiko-Reipas (Finland)
SMALL, Brian	7	146	RW	18	Ottawa 67's (OHL)
CLARK, Dean	8	167	D	18	St. Albert Saints (AJHL)
WOOD, Ian	9	188	G	18	Penticton Knights (BCJHL)
DION, Grant	10	209	D	18	Cowichan Valley (BCJHL)
SMITH, Chris	11	230	G	20	Regina Pats (WHL)
CRAWFORD, Jeff	12	251	LW	20	Regina Pats (WHL)
<b>1983</b>					
BEUKEBOOM, Jeff	1	19	D	18	Sault Ste. Marie Greyhounds (OHL)
GOLDEN, Mike	2	40	C	18	Reading High School (US HS)
FLANAGAN, Mike	3	61	D	18	Acton-Boxboro High School (US HS)
TIKKANEN, Esa	4	82	LW/C	18	Helsinki IFK Juniors (Finland)
BARBER, Don	6	124	LW	19	Kelowna Buckaroos (WHL)
DERKATCH, Dale	7	145	C	18	Regina Pats (WHL)
VOS, Ralph	8	166	LW	18	Abbotsford Flyers (BCJHL)
ROACH, Dave	9	187	G	18	New Westminster Royals (BCJHL)
YADLOWSKI, Warren	10	208	C	17	Calgary Wranglers (WHL)
MINER, John	11	229	D	17	Regina Pats (WHL)
WOODBURN, Steve	12	250	D	19	Verdun Juniors (QMJHL)
<b>1984</b>					
ODELEIN, Selmar	1	21	D	18	Regina Pats (WHL)
REAUGH, Daryl	2	42	G	19	Kamloops Oilers (WHL)
NORMAN, Todd	3	63	C	18	Hill Murray HS (US HS)
NOVAK, Rich	4	84	RW	18	Richmond (BCJHL)
LAMBERT, Richard	5	105	LW	18	Henry Carr (Jr. B)
VIVEIROS, Emanuel	6	106	D	18	Prince Albert Raiders (WHL)
DORNIC, Ivan	6	126	LW	22	Dukla Trencin (Czech)
RIIHJARVI, Heikki	7	147	D	18	Kiekko-Espoo (Finland)
EWEN, Todd	8	168	RW	18	New Westminster Bruins (WHL)
CURTIS, Joel	10	209	LW	18	Oshawa Generals (OHL)
WHEELDON, Simon	11	229	C	18	Victoria Cougars (WHL)
GANI, Darren	12	250	D	19	Belleville Bulls (OHL)

PLAYER	ROUND	NO.	POS.	AGE	LAST AMATEUR CLUB
<b>1985</b>					
METCALFE, Scott	1	20	LW	18	Kingston Canadians (OHL)
CARNELLEY, Todd	2	41	D	18	Kamloops Blazers (WHL)
WARE, Mike	3	62	D	18	Hamilton Steelhawks (OHL)
KAPUSTA, Tomas	5	104	C	18	Gottwaldov (Czech)
TESSIER, Brian	6	125	G	18	North Bay Centennials (OHL)
TYERS, Shawn	7	146	RW	18	Kitchener Rangers (OHL)
FAIRFIELD, Tony	8	167	RW	17	St. Albert Saints (AJHL)
BUCHBERGER, Kelly	9	188	LW	18	Moose Jaw Warriors (WHL)
BARBE, Mario	10	209	D	18	Chicoutimi Saguenens (QMJHL)
HEADON, Peter	11	230	C	18	Notre Dame High School (SJHL)
HALEY, John	12	251	G	18	Hull High School (US HS)
<b>1986</b>					
ISSEL, Kim	1	21	RW	18	Prince Albert Raiders (WHL)
NICHOLS, Jamie	2	42	LW	18	Portland Winter Hawks (WHL)
SHUDRA, Ron	3	63	D	18	Kamloops Blazers (WHL)
CURRIE, Dan	4	84	LW	18	Sault Ste. Marie Greyhounds (OHL)
HAAS, David	5	105	LW	18	London Knights (OHL)
ENNIS, Jim	6	126	D	18	Boston University Terriers (HE)
MATULIK, Ivan	7	147	LW	18	Slovan Bratislava (Czech)
BEAULIEU, Nicolas	8	168	LW	18	Drummondville Voltigeurs (QMJHL)
GREENLAY, Mike	9	189	G	17	Calgary Midgets "AAA"
LANZA, Matt	10	210	D	18	Winthrop High School (US HS)
BOZIK, Mojmir	11	231	D	24	Kosice (Czechoslovakia)
HAND, Tony	12	252	C	18	Murrayfield Racers (Scotland)
<b>1987</b>					
SOBERLAK, Peter	1	21	LW	18	Swift Current Broncos (WHL)
WERENKA, Brad	2	42	D	18	Northern Michigan U (WCHA)
SMITH, Geoff	3	63	D	18	St. Albert Saints (AJHL)
ERIKSSON, Peter	4	64	LW	21	HV 71 (Sweden)
Van ALLEN, Shaun	5	105	C	19	Saskatoon Blades (WHL)
TOUPAL, Radek	6	126	RW	19	Ceske Motor Budejovice (Czech)
SRSEN, Tomas	7	147	LW	19	Zetr Brno (Czech)
ELLINGSEN, Age	8	168	D	24	Storhamer (Norway)
ARMSTRONG, Gavin	9	189	G	18	RPI Engineers (ECAC)
TINKHAM, Mike	10	210	RW	18	Newburyport High School (US HS)
PAULETTI, Jeff	11	231	D	18	U of Minnesota (WCHA)
DUUS, Jesper	12	241	D	19	Rodoure SK (Denmark)
VYAZMIKIN, Igor	12	252	RW/LW	19	Central Red Army (USSR)
<b>1988</b>					
LEROUX, Francois	1	19	D	18	St. Jean Castors (QMJHL)
KOIVUNEN, Petro	2	39	C	18	K-Espoo (Finland)
SIM, Trevor	3	53	C	18	Seattle Thunderbirds (WHL)
BAUER, Collin	3	61	D	17	Saskatoon Blades (WHL)
BRAUER, Cam	4	82	D	18	RPI Engineers (ECAC)
MARTIN, Don	5	103	LW	20	London Knights (OHL)
BARRIE, Len	6	124	RW	19	Victoria Cougars (WHL)
GLOVER, Mike	7	145	RW	19	Sault Ste. Marie Greyhounds (OHL)
PODEIN, Shjon	8	166	C	20	U of Minnesota-Duluth (WCHA)
COLE, Tim	9	187	G	19	Woburn H.S. (US HS)
ZUBKOV, Vladimir	10	208	D	30	Central Red Army (USSR)
MacDONALD, Darin	11	229	LW	18	Boston University (HE)
TISDALE, Tim	12	250	C	20	Swift Current Broncos (WHL)
<b>1989</b>					
SOULES, Jason	1	15	D	18	Niagara Falls Thunder (OHL)
BORGO, Richard	2	36	RW	18	Kitchener Rangers (OHL)
BERANEK, Josef	4	78	C	19	Litvinov (Czech)
WHITE, Peter	5	92	LW	20	Michigan State University (CCHA)
SEMENOV, Anatoli	6	120	C	27	Moscow Dynamo (USSR)
PAYNE, David	7	140	LW	18	Michigan Tech University (WCHA)
YASHIN, Sergei	7	141	LW	27	Moscow Dynamo (USSR)
MARTINI, Darcy	8	162	D	20	Michigan Tech University (WCHA)
BOZEK, Roman	11	225	RW	25	Budejovice (Czech)
<b>1990</b>					
ALLISON, Scott	1	17	C	18	Prince Albert Raiders (WHL)
LEGAULT, Alexandre	2	38	RW	18	Boston University (HE)
CROWLEY, Joe	3	59	LW	18	Lawrence Academy (US HS)



PLAYER	ROUND	NO.	POS.	AGE	LAST AMATEUR CLUB
BLAIN, Joel	4	67	LW	18	Hull Olympiques (QMJHL)
LOUDER, Greg	5	101	G	18	Cushing Academy (US HS)
SAILYNOJA, Keijo	6	122	LW	20	Jokerit (Finland)
POWER, Mike	7	143	G	19	Western Michigan U (CCHA)
MEJZLIK, Roman	8	164	LW/C	22	Dukla Jihlava (Czech)
ZEMLICKA, Richard	9	185	LW/RW	26	Sparta Praha (Czech)
KORINEK, Petr	10	206	C	24	Skoda Plzen (Czech)
NUUTINEN, Sami	12	248	D	19	K-Espoo (Finland)
<b>1991</b>					
WRIGHT, Tyler	1	12	C	18	Swift Current Broncos (WHL)
RUCINSKY, Martin	1	20	LW	20	Litvinov (Czech)
VERNER, Andrew	2	34	G	18	Peterborough Petes (OHL)
BREEN, George	3	56	RW	17	Cushing Academy (US HS)
NOBILI, Mario	4	78	LW	20	Longueuil (QMJHL)
HAGGERTY, Ryan	5	93	C	18	Westminster (US HS)
OLIVER, David	7	144	RW	20	U of Michigan (CCHA)
KITCHING, Gary	8	166	C	20	Thunder Bay (USJHL)
BARLIE, Vegar	10	210	RW	18	Valerengen (Norway)
BELOSHEIKEN, Evgeny	11	232	G	25	Central Red Army (USSR)
RIIHJARVI, Juha	12	254	RW	21	Oulu Karpat (Finland)
<b>1992</b>					
HULBIG, Joe	1	13	LW	18	St. Sebastian's (US HS)
REICHEL, Martin	2	37	RW	18	Freiburg (Germany)
ROY, Simon	3	61	D	18	Shawinigan Cataractes (QMJHL)
MALBY, Kirk	3	65	RW	19	Owen Sound Platers (OHL)
INTRANUOVO, Ralph	4	96	C	18	Sault Ste. Marie Greyhounds (OHL)
GAGE, Joaquin	5	109	G	18	Portland Winter Hawks (WHL)
GIBSON, Steve	7	157	LW	19	Windsor Spitfires (OHL)
SHIM, Kyuin	8	181	RW	18	Sherwood Park Crusaders (AJHL)
SCHMIDT, Colin	8	190	C	18	Regina Midgets (Midget)
TUOMAINEN, Marko	9	205	RW	20	Clarkson University (ECAC)
RASMUSSEN, Bryan	11	253	LW	18	St. Louis Park (US HS)
<b>1993</b>					
ARNOTT, Jason	1	7	C	18	Oshawa Generals (OHL)
STAJDUHAR, Nick	1	16	D	18	London Knights (OHL)
VYBORNÝ, David	2	33	C	18	Sparta Praha (Czech Republic)
PADEN, Kevin	3	59	C	18	Detroit Jr. Red Wings (OHL)
KERCH, Alexander	3	60	RW	26	Dynamo Riga (CIS)
SATAN, Miroslav	5	111	C	18	Dukla Trencin (Slovakia)
ZHURIK, Alexander	7	163	D	18	Dynamo Minsk (CIS)
BAKULA, Martin	8	189	D	23	U of Alaska-Anchorage (WCHA)
NORTON, Brad	9	215	D	18	Cushing Academy (US HS)
MALTSEV, Oleg	10	241	LW	30	Chelyabinsk (CIS)
BYAKIN, Ilja	11	267	D	30	Landshut (Germany)
<b>1994</b>					
BONSIGNORE, Jason	1	4	C	18	Niagara Falls Thunder (OHL)
SMYTH, Ryan	1	6	LW	18	Moose Jaw Warriors (WHL)
WATT, Mike	2	32	LW	18	Stratford (OHA Jr. B)
NEILSON, Corey	3	53	D	17	North Bay Centennials (OHL)
SYMES, Brad	3	60	D	18	Portland Winter Hawks (WHL)
COPELAND, Adam	4	79	RW	18	Burlington (OHA Jr. B)
TARVAINEN, Jussi	4	95	C	18	KalPA Kuopio (Finland)
GASKINS, Jon	5	110	D	18	Dubuque (USJHL)
MARCHANT, Terry	6	136	LW	18	Niagara (NAJHL)
SHEPTAK, Curtis	7	160	LW	19	Olds Grizzlies (AJHL)
SHULGA, Dimitrius	7	162	RW	18	Tivali Minsk (CIS)
WICKENHEISER, Chris	7	179	G	18	Red Deer Rebels (WHL)
GUINN, Rob	8	185	D	18	Newmarket Royals (OHL)
REID, Jason	8	188	D	18	St. Andrew's (CHS)
JABLONSKI, Jeremy	9	214	G	19	Victoria Cougars (WHL)
BENYSEK, Ladislav	11	266	D	19	Olomouc (Czech)
<b>1995</b>					
KELLY, Steve	1	6	C	18	Prince Albert Raiders (WHL)
LARAQUE, Georges	2	31	RW	18	St. Jean Lynx (QMJHL)
ZIB, Lukas	3	57	D	18	HC Ceske Budejovice (Czech)
MINARD, Mike	4	83	G	18	Chilliwack Chiefs (BCJHL)
SNOPEK, Jan	5	109	D	19	Oshawa Generals (OHL)
CERVEN, Martin	7	161	C	18	Dukla Trencin Jrs. (Slovakia)

PLAYER	ROUND	NO.	POS.	AGE	LAST AMATEUR CLUB
DOUGLAS, Stephen	8	187	D	18	Niagara Falls Thunder (OHL)
ANTONIN, Jiri	9	213	D	19	HC Pardubice Jrs. (Czech)
<b>1996</b>					
DEVEREAUX, Boyd	1	6	C	18	Kitchener Rangers (OHL)
DESCOTEAUX, Matthieu	1	19	D	18	Shawinigan Cataractes (QMJHL)
HAJT, Chris	2	32	D	18	Guelph Storm (OHL)
POTI, Tom	3	59	D	19	Cushing Academy (US HS)
URICK, Brian	5	114	RW	19	U of Notre Dame (CCHA)
RANDALL, Bryan	6	141	C	17	Medicine Hat Tigers (WHL)
BERNIER, David	7	168	C	18	St-Hyacinthe Laser (QMJHL)
LAFRANCE, Brandon	7	170	RW	19	Ohio State U (CCHA)
PISANI, Fernando	8	195	C	19	St. Albert Saints (AJHL)
HULTBERG, John	9	221	G	19	Kingston Frontenacs (OHL)
<b>1997</b>					
RIESEN, Michel	1	14	C	18	Biel (Switzerland)
DOVIGI, Patrick	2	41	G	17	Erie Otters (OHL)
YERKOVICH, Sergei	3	68	D	22	Las Vegas Thunder (IHL)
ELOFSSON, Jonas	4	94	D	18	Farjestad Karlstad (Sweden)
CHIMERA, Jason	5	121	C	18	Medicine Hat Tigers (WHL)
SARNO, Peter	6	141	C	17	Windsor Spitfires (OHL)
BOLIBRUCK, Kevin	7	176	D	20	Peterborough Petes (OHL)
HINZ, Chad	7	187	C	18	Moose Jaw Warriors (WHL)
KERR, Chris	8	205	D	18	Sudbury Wolves (OHL)
FOMITCHEV, Alexandre	9	231	G	18	St. Albert Saints (AJHL)
<b>1998</b>					
HENRICH, Michael	1	13	RW	18	Barrie Colts (OHL)
HENRY, Alex	3	67	D	18	London Knights (OHL)
HORCOFF, Shawn	4	99	C	20	Michigan State (CCHA)
ANTILA, Kristian	4	113	G	18	Ilves Tampere (Finland)
ELLIOTT, Paul	5	128	D	18	Medicine Hat Tigers (WHL)
SMIRNOV, Oleg	5	144	LW	18	Elektrostal (Russia)
ETTINGER, Trevor	6	159	D	17	Cape Breton Screaming Eagles (QMJHL)
MORRISON, Michael	7	186	G	18	Exeter (US HS)
LEFEBVRE, Christian	8	213	D	20	Baie-Comeau Drakkar (QMJHL)
SPIRIDONOV, Maxim	9	241	RW	20	London Knights (OHL)
<b>1999</b>					
RITA, Jani	1	13	RW	17	Jokerit Helsinki (Finland)
SEMENOV, Alexei	2	36	D	18	Sudbury Wolves (OHL)
SALMELAINEN, Tony	2	41	LW	17	HIFK Helsinki Jrs. (Finland)
HAUSER, Adam	3	81	G	19	U of Minnesota (WCHA)
COMRIE, Mike	3	91	C	18	U of Michigan (CCHA)
FAUTEUX, Jonathan	5	139	D	18	Les Foreurs De Val-D'Or (QMJHL)
LEGG, Chris	6	171	C	19	London Jr. B (OHA)
CHARTIER, Christian	7	199	D	18	Saskatoon Blades (WHL)
GROSCHL, Tomas	9	256	F	18	Hungarian National Team (Intl)
<b>2000</b>					
MIKHNOV, Alexei	1	17	LW	17	Yaroslavl 2 (Russia)
WINCHESTER, Brad	2	35	C/LW	19	U of Wisconsin (WCHA)
LIUBIMOV, Alexander	3	83	D	20	Samara (Russia)
DICKENSON, Lou	4	113	C/LW	17	Mississauga Ice Dogs (OHL)
FLACHE, Paul	5	152	D	18	Brampton Battalion (OHL)
NORRIE, Shaun	6	184	RW	17	Calgary Hitmen (WHL)
CULLEN, Joe	7	211	C/LW	19	Colorado College (WCHA)
LOMBARDI, Matthew	7	215	C	18	Les Tigres de Victoriaville (QMJHL)
PLATT, Jason	8	247	D	19	Omaha Lancers (USHL)
MURATOV, Evgeny	9	274	LW	19	Neftehimik (Russia)
<b>2001</b>					
HEMSKY, Ales	1	13	RW	17	Hull Olympiques (QMJHL)
LYNCH, Doug	2	43	D	18	Red Deer Rebels (WHL)
CARON, Ed	2	52	LW	19	Phillips-Exeter (USHS)
SMITH, Kenny	3	84	D	18	Harvard U (ECAC)
MARKKANEN, Jussi	5	133	G	26	Tappara Tampere (Finland)
BRENK, Jake	5	154	C	19	Breck (US HS)
SVENSK, Mikael	6	185	D	18	Frolunda Jrs. (Finland)
BAUM, Dan	7	215	C/LW	18	Prince George Cougars (WHL)
HAAKANA, Kari	8	248	D	27	Jokerit Helsinki (Finland)
PISA, Ales	9	272	D	24	HC Pardubice (Czech Republic)
STEPHENSON, Shay	9	278	LW	17	Red Deer Rebels (WHL)



PLAYER	ROUND	NO.	POS.	AGE	LAST AMATEUR CLUB
<b>2002</b>					
NINIMAKI, Jesse	1	15	C	18	Ilves Tampere (Finland)
DESLAURIERS, Jeff	2	31	G	18	Chicoutimi Saguneens (QMJHL)
STOLL, Jarret	2	36	C	19	Kootenay Ice (WHL)
GREENE, Matt	2	44	D	19	Green Bay Gamblers (USHL)
RADUNSKA, Brock	3	79	LW	19	Michigan State (CCHA)
KOLTSOV, Ivan	4	106	D	18	Cherepovec (Russia)
ALMTORP, Jonas	4	111	C	18	Modo Jrs. (Sweden)
FISHER, Glenn	5	148	G	19	Ft. Saskatchewan Traders (AJHL)
LUOMA, Mikko	6	181	D	26	Tappara Tampere (Finland)
DUFORT, Jean-Francois	7	205	LW	20	Cape Breton Screaming Eagles (QMJHL)
MURPHY, Patrick	7	211	LW	18	Newmarket Hurricanes (OPJHL)
HELMINEN, Dwight	8	244	C	19	U of Michigan (CCHA)
MICKA, Tomas	8	245	W	19	Slavia Jrs. (Czech Republic)
JOHANSSON, Fredrik	9	274	C	18	Frolunda Jrs. (Sweden)
<b>2003</b>					
POULIOT, Marc-Antoine	1	22	C	18	Rimouski Oceanic (QMJHL)
MCDONALD, Colin	2	51	RW	18	New England Jr. Coyotes (EJHL)
JACQUES, Jean-Francois	2	68	LW	18	Baie Comeau Drakkar (QMJHL)
JOUKOV, Mishail	3	72	C/W	18	Arboga (Sweden)
STORTINI, Zachery	3	94	RW	17	Sudbury Wolves (OHL)
OLSSON, Kalle	5	147	W	18	Frolunda Jrs. (Sweden)
ROHLFS, David	5	154	RW	19	Compuware Ambassadors (NAHL)
UMICEVIC, Dragan	6	184	LW	18	Sodertalje SK (Sweden)
BRODZIAK, Kyle	7	214	C	19	Moose Jaw Warriors (WHL)
ROY, Mathieu	7	215	D	19	Val D'Or Foreurs (QMJHL)
HRABAL, Josef	8	248	D	17	Vsetin Jrs. (Czech Republic)
BODIE, Troy	9	278	RW	18	Kelowna Rockets (WHL)
<b>2004</b>					
DUBNYK, Devan	1	14	G	18	Kamloops Blazers (WHL)
SCHREMP, Rob	1	25	C	17	London Knights (OHL)
TESLYUK, Roman	2	44	D	18	Kamloops Blazers (WHL)
PAUKOVICH, Geoff	2	57	LW	18	U.S. National Under-18 Team
REDDOX, Liam	4	112	LW	18	Peterborough Petes (OHL)
YOUNG, Bryan	5	146	D	17	Peterborough Petes (OHL)
GORDICHUK, Max	6	177	D	18	Kamloops Blazers (WHL)
GOULET, Stephane	7	208	RW	18	Quebec Remparts (QMJHL)
SPURGEON, Tyler	8	242	C	18	Kelowna Rockets (WHL)
BJURLING, Bjorn	9	274	G	24	Djurgardens IF Stockholm (Sweden)
<b>2005</b>					
COGLIANO, Andrew	1	25	C	18	St. Michael's (OPJHL)
CHORNEY, Taylor	2	36	D	18	Shattuck-St. Mary's (USHS)
SYVRET, Danny	3	81	D	20	London Knights (OHL)
DEE, Robby	3	86	C/W	18	Breck (USHS)
VANDE VELDE, Chris	4	97	C	18	Moorhead (USHS)
TRUKHNO, Viatcheslav	4	120	C	18	Prince Edward Island Rocket (QMJHL)
PETTERSSON, Fredrik	5	157	LW	18	Frolunda Jr. (Sweden)
GLASSER, Matthew	7	220	LW	18	Fort McMurray Oil Barons (AJHL)
<b>2006</b>					
PETRY, Jeff	2	45	D	18	Des Moines (USHL)
PECKHAM, Theo	3	75	D	18	Owen Sound Attack (OHL)
PITTON, Bryan	5	133	G	18	Brampton Battalion (OHL)
WILD, Cody	5	140	D	19	Providence U (HEA)
BUMAGIN, Alexander	6	170	W	19	Lada Togliatti (Russia)
<b>2007</b>					
GAGNER, Sam	1	6	C	17	London Knights (OHL)
PLANTE, Alex	1	15	D	18	Calgary Hitmen (WHL)
NASH, Riley	1	21	C	18	Salmon Arm (BCHL)
OMARK, Linus	4	97	W	20	Lulea HF (Sweden)
KYTNAR, Milan	5	127	C	18	Topolcany (Slovak 2)
QUIST, William	6	157	W	17	Tingsryd (Sweden 3)
<b>2008</b>					
EBERLE, Jordan	1	22	C	18	Regina Pats (WHL)
MOTIN, Johan	4	103	D	18	Bofors (Sweden 2)
CORNET, Philippe	5	133	LW	18	Rimouski Oceanic (QMJHL)
HARTIKAINEN, Teemu	6	163	C	18	Kalpa Jrs. (Finland Jr.)
BENDFIELD, Jordan	7	193	D	20	Medicine Hat Tigers (WHL)

PLAYER	ROUND	NO.	POS.	AGE	LAST AMATEUR CLUB
<b>2009</b>					
PAAJARVI-SVENSSON, Magnus	1	10	W	18	Timra (Sweden)
LANDER, Anton	2	40	C	18	Timra (Sweden)
HESKETH, Troy	3	71	D	18	Minnetonka (US HS)
ABNEY, Cameron	3	82	W	18	Everett (WHL)
BIGOS, Kyle	4	99	D	20	Vernon (BCHL)
RAJALA, Toni	4	101	W	18	Ilves (Finland Jr.)
ROY, Olivier	5	133	G	18	Cape Breton (QMJHL)
<b>2010</b>					
HALL, TAYLOR	1	1	LW	18	Windsor (OHL)
PITLICK, TYLER	2	31	C	18	Minnesota State (WCHA)
MARINCIN, MARTIN	2	46	D	18	Slovakia U20
HAMILTON, CURTIS	2	48	LW	18	Saskatoon (WHL)
MARTINDALE, RYAN	3	61	C	18	Ottawa (OHL)
BLAIN, JEREMIE	4	91	D	18	Acadie-Bathurst (QMJHL)
BUNZ, TYLER	5	121	G	18	Medicine Hat (WHL)
DAVIDSON, BRANDON	6	162	D	18	Regina (WHL)
CZERWONKA, DREW	6	166	LW	18	Kootenay (WHL)
PELSS, KRISTIAN	7	181	LW	17	Latvia
JONES, KELLEN	7	202	RW	19	Vernon (BCHL)
<b>2011</b>					
NUGENT-HOPKINS, RYAN	1	1	C	18	Red Deer (WHL)
KLEFBOM, OSCAR	1	19	D	17	Farjestads (SEL)
MUSIL, DAVID	2	31	D	18	Vancouver (WHL)
PERHONEN, SAMU	3	62	G	18	JYP Jr. (FNL)
EWANYK, TRAVIS	3	74	LW	18	Edmonton (WHL)
SIMPSON, DILLON	4	92	D	18	U of North Dakota (NCAA)
RIEDER, TOBIAS	5	114	C	18	Kitchener (OHL)
GERNAT, MARTIN	5	122	D	18	Kosice Jr. (SVK)
TUOHIMAA, FRANS	7	182	G	19	Jokerit Jr. (FNL)
<b>2012</b>					
YAKUPOV, NAIL	1	1	RW	18	Sarnia (OHL)
MOROZ, MITCHELL	2	32	LW	18	Edmonton (WHL)
KHAIRA, JUJHAR	3	63	LW	18	Prince George (BCHL)
ZHARKOV, DANIIL	3	91	LW	18	Belleville (OHL)
GUSTAFSSON, ERIK	4	93	D	20	Djurgardens (SEL)
LALEGGIA, JOEY	5	123	D	19	University of Denver (WCHA)
MCCARRON, JOHN	6	153	LW	20	Cornell University (NCAA)





## EDMONTON OILERS ALL-TIME JERSEY NUMBERS — 1979-80 TO 2011-12

- *Players listed have played in at least one regular-season or playoff game as an Oiler.  
The most recent player to wear the number is listed first.*
- 1 Mike Morrison, Ty Conklin, Mike Minard, Joaquin Gage, Wayne Cowley, Ron Tugnutt, Peter Ing, Kari Takko, Grant Fuhr, Peter LoPresti, Don Cutts
- 2 Jim Vandermeer, Aaron Johnson, Matt Greene, Eric Brewer, Igor Ulanov, Brett Hauer, Boris Mironov, Bob Beers, Chris Joseph, Jim Ennis, Lee Fogolin
- 3 Al Hamilton (Number was retired on October 10, 1980.)
- 4 Taylor Hall, Kevin Lowe
- 5 Ladislav Smid, Alexei Semenov, Tom Poti, Greg de Vries, Brett Hauer, Brad Werenka, Steve Smith, Jim Playfair, Doug Hicks
- 6 Ryan Whitney, Jaroslav Spacek, Dan Smith, Bobby Dollas, Bryan Muir, Jeff Norton, Ken Sutton, Gord Mark, Ian Herbers, Brian Glynn, Jeff Beukeboom, Rick Chartraw, Dean Clark, Gary Lariviere, John Hughes, Colin Campbell
- 7 Daniel Cleary, Fredrik Lindquist, Jason Arnott, Martin Gelin, Mark Lamb, Paul Coffey, Ron Chipperfield (Number was retired on October 18, 2005.)
- 8 Dean Arsene, Geoff Sanderson, Alexei Mikhnov, Ales Pisa, Frank Musil, Doug Friedman, Ray Whitney, Sean Brown, Michel Petit, Zdeno Ciger, Joe Murphy, John LeBlanc, Doug Smith, John Miner, Wayne Van Dorp, Stu Kulak, Dave Lumley, Gord Sherven, Reg Kerr, Steve Graves, Kari Jalonen, Risto Siltanen
- 9 Bill Guerin, Mike Watt, Ralph Intranuovo, Glenn Anderson, Shayne Corson, Bernie Nicholls, Glenn Anderson, Kari Makkonen, Jim Harrison (Number was retired on January 18, 2009.)
- 10 Shawn Horcoff, Kevin Brown, Pat Falloon, Steve Kelly, Mariusz Czerkawski, Ryan Smyth, Ilya Byakin, Esa Tikkanen, Jaroslav Pouzar, Matti Hagman, Ron Areshenkoff
- 11 Mark Messier (Number was retired on February 27, 2007.)
- 12 Josh Green, Alex Giroux, Robert Nilsson, Sergei Samsonov, Mathieu Roy, Krys Kolanos, Mike Bishai, Bobby Allen, Josh Green, Michel Picard, Joe Hulbig, Jesse Belanger, Tyler Wright, Micah Aivazoff, Steve Rice, David Maley, Troy Mallette, Adam Graves, Jimmy Carson, Dave Hannan, Dave Hunter
- 13 Cam Barker, Andrew Cogliano, Todd Harvey, German Titov, Ken Linseman, Risto Jalo, Ken Linseman
- 14 Jordan Eberle, Raffi Torres, Jani Rita, Domenic Pittis, Bert Robertsson, Mats Lindgren, Kent Nilsson, Craig MacTavish, Esa Tikkanen, Ray Cote, Laurie Boschman, Walt Poddubny, Blair MacDonald
- 15 Nick Schultz, Joffrey Lupul, Kyle Brodziak, Brad Isbister, Marty Reasoner, Chad Kilger, Dan LaCouture, Drake Berehowsky, Joe Hulbig, David Roberts, Fredrik Olausson, Kevin Todd, Scott Thornton, Steve Rice, Greg Hawgood, Steve Rice, Dan Currie, David Haas, Tomas Srsen, Trevor Sim, Miroslav Frycer, Geoff Courtinall, Steve Graves, Kent Nilsson, Steve Graves, Jeff Brubaker, Mike Moller, Pat Conacher, Curt Brackenbury, Alex Tidey, Wayne Bianchin
- 16 Darcy Hordichuk, Colin Fraser, Ryan Potulny, Jarret Stoll, Mike York, Rem Murray, Kelly Buchberger, Selmar Odelein, Pat Hughes, Bobby Schmautz, Dan Newman
- 17 Rem Murray, Scott Thornton, Jari Kurri, Cam Connor (Number was retired on October 6, 2001.)
- 18 Ethan Moreau, Scott Fraser, Barrie Moore, Miroslav Satan, Dan McGillis, Kirk Maltby, Craig Simpson, Mark Lamb, Danny Gare, Mark Napier, Terry Martin, Ken Berry, Brett Callighen
- 19 Bryan Rodney, Patrick O'Sullivan, Marty Reasoner, Sven Butenschon, Chris Hajt, Boyd Devereaux, Kent Manderville, Tyler Wright, Brian Benning, Tyler Wright, Anatoli Semenov, Normand Lacombe, Danny Gare, Mike Rogers, Willy Lindstrom, Ken Berry, Don Ashby, Bill Flett
- 20 Eric Belanger, Curtis Glencross, Toby Petersen, Radek Dvorak, Marc-Andre Bergeron, Jochen Hecht, Jason Chimera, Josef Beranek, Tony Hrkac, Barrie Moore, David Oliver, Boris Mironov, Brad Zavisha, Jozef Cierny, Jeff Chychrun, Marc LaForge, Mike Hudson, Shaun Van Allen, Marin Gelin, Steve Dykstra, Keith Acton, Moe Mantha, Scott Metcalfe, Jaroslav Pouzar, Dave Lumley, Billy Carroll, Dave Lumley
- 21 Ales Kotalik, Ryan Potulny, Jason Smith, Daniel Lacroix, Ladislav Benysek, Valeri Zelepukin, Mariusz Czerkawski, Igor Kravchuk, Shayne Corson, Vincent Damphousse, Randy Gregg, Stan Weir
- 22 Jean-Francois Jacques, Rem Murray, Jani Rita, Anson Carter, Roman Hamrlik, Luke Richardson, Charlie Huddy, Ron Carter, Poul Popiel
- 23 Linus Omark, Dick Tarnstrom, Kyle Brodziak, Dick Tarnstrom, Cory Cross, Sean Brown, Dan McGillis, Nick Stajduhar, Jason Bonsignore, Vladimir Vujtek, Dan Currie, Martin Rucinsky, Dave Manson, Greg Hawgood, Tommy Lehmann, Tomas Jonsson, Keith Acton, Moe Mantha, Jim Wiemer, Marc Habscheid, Tom Roulston, Mike Forbes
- 24 Theo Peckham, Steve Staios, Christian Laflamme, Janne Niinimaa, Bryan Marchment, Dave Manson, Dan Currie, Brad Aitken, Kevin McClelland, Tom Roulston, Peter Driscoll
- 25 Andy Sutton, Joni Pitkanen, Jan Hejda, Krys Kolanos, Mike Grier, Greg de Vries, Mike Stapleton, Geoff Smith, Greg C. Adams, Mike Moller, Raimo Summanen, Reg Kerr, Todd Strueby, Don Jackson, Mike Toal
- 26 Kurtis Foster, Erik Cole, Brad Winchester, Mikko Luoma, Todd Marchant, Shjon Podein, Dan Currie, David Shaw, Davie Haas, Shaun Van Allen, Max Middendorf, Reijo Ruotsalainen, Peter Eriksson, Craig Redmond, Ken Hammond, Mike Krushelnyski, Tom Gorrence, Todd Strueby, Don Nachbaur, Mike Forbes, Pat Price
- 27 Dustin Penner, Georges Laraque, Ralph Intranuovo, Peter White, Todd Elik, Scott Mellanby, Dave Hunter, Kim Issel, Reed Larson, Ron Shudra, Dave Semenko

- 28 Ryan Jones, Jesse Boulterice, Patrick Thoresen, Danny Syvret, Jason Chimera, Alex Selivanov, Bill Huard, Jiri Slegr, Roman Oksiuta, Mike Stapleton, Roman Oksiuta, Craig Muni, Ken Solheim, Gord Sherven, Larry Melnyk, John Blum, Lance Nethery, Todd Strueby, Roy Sommer, Dave Dryden
- 29 Martin Gerber, Daniel Tjarnqvist, Ty Conklin, Kari Haakana, Patrick Cote, Alex Selivanov, Steve Passmore, Jason Bowen, Louie DeBrusk, Josef Beranek, Igor Vyazmikin, Vladimir Ruzicka, Daryl Reaugh, Reijo Ruotsalainen, Jim Playfair, Don Jackson
- 30 Jussi Markkanen, Dominic Roussel, Bill Ranford, Bob Essensa, Bill Ranford, Warren Skorodenski, Mike Zanier, Ron Low
- 31 Joaquin Gage, Curtis Joseph, Fred Brathwaite, Grant Furh, Eddie Mio (Number was retired on October 9, 2003.)
- 32 Ryan Stone, Mathieu Garon, Matt Greene, Scott Ferguson, Craig Millar, Miroslav Satan, Dean Kennedy, Gord Mark, Ron Tugnutt, Dave Brown, Alan May, Nick Fotiu, Jim Wiemer, Daryl Reaugh
- 33 Colten Teubert, Steve MacIntyre, Peter Sarno, Jiri Dopita, Dan LaCouture, Marty McSorley, Dan McGillis, Marko Tuomainen, Scott Pearson, Norm Foster, Eldon Reddick, Kim Issel, Marty McSorley, Marco Baron, Lindsay Middlebrook, Gary Edwards, Bob Dupuis, Bryon Baltimore, John Bednarski
- 34 Yann Danis, Fernando Pisani, Sergei Zholtok, Michel Riesen, Jim Dowd, Vladimir Vorobiev, Jim Dowd, Donald Dufresne, Ryan McGillis, Len Esau, Brent Grieve, Gord Mark, Darcy Martini, Alexander Kerch, Todd Elik, Greg Hawgood, Mike Ware, Glen Cochrane, Scott Metcalfe, Dave Donnelly, Dean Hopkins
- 35 Nikolai Khabibulin, Dwayne Roloson, Tommy Salo, Mikhail Shtalenkov, Bryan Muir, Craig Millar, Bryan Muir, Adam Bennett, Francois Leroux, Mike Greenlay, Randy Exelby, Francois Leroux, Andy Moog, Jim Corsi
- 36 Charles Linglet, Mathieu Roy, Marc-Antoine Pouliot, Jarret Stoll, Shawn Horcoff, Dennis Bonvie, Ralph Intrantuovo, Todd Marchant, Brad Werenka, Norm Maciver, Bruce Bell, Norm Maciver, Selmar Odelein
- 37 Lennart Petrell, Richard Petiot, Denis Grebeshkov, Michael Peca, Brian Swanson, Daniel Cleary, Dean McAmmond, Doug Halward, Dave Hunter, Tom McMurchy
- 38 Jeff Deslauriers, Chris Ferraro, Terran Sandwith, Iain Fraser
- 39 Chris Minard, Doug Weight
- 40 Devan Dubnyk, Danny Syvret, Stephen Valiquette, Scott Ferguson, Fred Brathwaite, Ken Sutton
- 41 Taylor Chorney, Jean-Francois Jacques, Bill McDougall, Brent Gilchrist
- 42 Ryan O'Marra, Yan Stastny, Tony Salmelainen, Kevin Brown, Doug Weight, Josef Beranek
- 43 Jason Strudwick, Dennis Bonvie
- 44 Corey Potter, Sheldon Souray, Rob Schremp, Chris Pronger, Doug Lynch, Janne Niinimaa
- 45 Shawn Belle, Toby Petersen, Ales Pisa
- 46 Zack Stortini, Jani Rita, Todd Reirden
- 47 Marc-Andre Bergeron, Paul Comrie, Don Murdoch
- 48 Alex Plante
- 49 Theo Peckham
- 51 Philippe Cornet, Kyle Brodziak, Andrei Kovalenko
- 52 Allan Rourke
- 54 Chris Vandevelde
- 55 Ben Eager, Igor Ulanov, Alex Henry, Igor Ulanov, Drew Bannister
- 56 Teemu Hartikainen
- 57 Anton Lander, Colin McDonald
- 58 Jeff Petry, Johan Motin
- 60 Sebastien Bisaillon
- 62 Tim Sestito
- 64 Milan Kytnar, Jason Bonsignore
- 65 Mark Napier
- 67 Gilbert Brule
- 71 Lubomir Visnovsky, Petr Sykora
- 76 Bryan Young
- 77 Tom Gilbert, Adam Oates, Garry Unger
- 78 Marc Pouliot
- 83 Ales Hemsy
- 85 Liam Reddox, Petr Klíma
- 88 Rob Schremp
- 89 Sam Gagner, Mike Comrie
- 91 Magnus Paajarvi, Mike Comrie
- 93 Ryan Nugent-Hopkins, Petr Nedved
- 94 Ryan Smyth
- 99 Wayne Gretzky (Number was retired on October 1, 1999.)

## EDMONTON OILERS CAREER SCORING — 1979-80 TO 2011-12

PLAYER	GP	G	A	PTS	PIM	PPG	SHG	WG	TG	HT	ENG
1. Wayne Gretzky	696	583	1086	1669	323	125	55	61	14	43	25
2. Jari Kurri	754	474	569	1043	348	107	31	60	16	20	8
3. Mark Messier	851	392	642	1034	1122	89	36	43	14	13	12
4. Glenn Anderson	845	417	489	906	798	126	13	73	9	20	8
5. Paul Coffey	532	209	460	669	693	69	15	19	3	4	1
6. RYAN SMYTH	852	284	311	595	689	121	6	44	7	5	4
7. Doug Weight	588	157	420	577	527	39	2	17	4	1	9
8. Esa Tikkanen	522	178	258	436	759	36	21	30	1	5	4
9. SHAWN HORCOFF	765	155	280	435	487	38	5	24	1	1	3
10. ALES HEMSKY	559	124	307	431	267	33	2	15	1	0	7
11. Kevin Lowe	1037	74	309	383	1236	16	5	10	0	0	3
12. Charlie Huddy	694	81	287	368	500	25	2	6	3	0	0
13. Craig Simpson	419	185	180	365	475	75	0	21	1	2	3
14. Todd Marchant	678	136	207	343	490	17	20	18	5	0	4
15. Craig MacTavish	701	155	176	331	680	10	29	25	2	2	4
16. Dave Hunter	653	119	171	290	776	3	6	15	4	0	1
17. Kelly Buchberger	795	82	158	240	1747	5	12	24	2	1	0
18. Jason Arnott	286	100	139	239	489	36	1	12	3	2	3
19. Dave Lumley	386	90	140	230	582	8	1	15	4	2	2
20. Mike Krushelnyski	290	95	131	226	213	24	1	7	3	1	0
21. SAM GAGNER	366	77	143	220	180	25	1	5	0	0	2
22. Steve Smith	385	46	172	218	1080	15	0	6	0	0	1
23. Ethan Moreau	653	112	99	211	782	6	17	23	4	1	7
24. Petr Klima	274	119	90	209	337	32	1	10	0	3	1
25. Randy Gregg	453	40	148	188	309	3	3	7	0	0	1
Janne Niinimaa	399	34	154	188	419	16	2	4	0	0	2
27. Dustin Penner	304	94	93	187	189	33	1	13	0	0	0
28. Mike Grier	448	81	102	183	292	10	10	11	1	1	6
29. Ken Linseman	202	58	120	178	394	17	6	7	0	1	1
30. Pat Hughes	300	88	83	171	330	9	11	20	2	1	0
31. Joe Murphy	222	69	100	169	143	16	3	6	3	1	1
32. Jarret Stoll	286	59	106	165	222	26	6	9	0	0	1
33. Rem Murray	425	73	91	164	123	10	8	13	3	1	3
34. Bill Guerin	211	79	82	161	354	36	0	7	1	0	3
Dean McAmmond	303	61	100	161	149	19	0	9	0	0	1
36. Boris Mironov	320	42	118	160	444	24	1	7	2	0	1
Lee Fogolin	586	36	124	160	886	0	6	2	1	0	0
38. Tom Gilbert	384	30	125	158	106	9	1	2	0	0	1
39. Anson Carter	211	69	88	157	68	29	1	11	1	0	3
40. Zdeno Ciger	204	64	91	155	55	21	0	6	2	0	2
41. Fernando Pisani	402	80	73	153	190	14	4	7	1	1	3
42. Risto Siltanen	206	38	113	151	104	14	1	4	2	1	1
43. Kevin McClelland	428	56	94	150	1298	0	2	7	0	0	0
44. Andrew Cogliano	328	57	89	146	137	6	3	13	0	0	1
45. Steve Staios	573	35	111	146	743	4	3	3	0	0	0
46. Brett Callighen	160	56	89	145	132	17	0	2	3	0	0
47. Blair MacDonald	131	65	72	137	33	18	2	7	1	4	2
Shayne Corson	192	53	84	137	413	22	2	5	1	1	3
49. Dave Semenko	454	59	77	136	976	9	0	8	0	1	1
50. Mike Comrie	192	61	72	133	149	19	0	12	3	0	3
51. Marty Reasoner	351	45	76	121	209	10	3	3	0	0	3
52. Raffi Torres	276	67	53	120	239	13	0	5	2	0	1
Martin Gelinas	258	60	60	120	156	10	0	5	3	1	1
54. JORDAN EBERLE	147	52	67	119	32	14	2	9	0	0	0
55. Stan Weir	200	48	66	114	93	5	2	5	3	0	0
56. Jason Smith	542	31	82	113	643	1	3	5	0	0	0
57. Matti Hagman	147	41	71	112	34	7	0	2	0	0	0
Mark Napier	175	41	71	112	35	6	2	4	2	0	0
Georges Laraque	490	43	68	111	826	3	0	5	1	1	0
Craig Muni	493	24	87	111	492	0	3	3	0	0	0
61. Andrei Kovalenko	176	51	58	109	139	17	0	7	2	0	0
62. Dave Manson	219	33	75	108	570	16	1	3	1	0	1
63. Tom Poti	285	27	78	105	209	11	1	7	0	0	0
64. Jimmy Carson	84	50	53	103	36	20	0	5	1	1	0
Roman Hamrlík	196	22	81	103	186	12	1	3	1	0	1
66. Josef Beranek	208	42	60	102	108	10	0	4	0	0	0
67. Eric Brewer	315	29	71	100	210	12	0	6	1	0	0

## EDMONTON OILERS ALL-TIME NHL ROSTER — 1979-80 TO 2011-12

PLAYER (NUMBERS)	SEASONS	GP	REGULAR SEASON			PIM	PLAYOFFS				
			G	A	PTS		GP	G	A	PTS	PIM
ACTON, Keith (20,23)	1988-89	72	14	21	35	68	7	2	0	2	16
ADAMS, Greg C. (25)	1989	49	4	5	9	82	—	—	—	—	—
AITKEN, Brad (24)	1991	3	0	1	1	0	—	—	—	—	—
AIVAZOFF, Micah (12)	1995	21	0	1	1	0	—	—	—	—	—
ALLEN, Bobby (12)	2003	1	0	0	0	2	—	—	—	—	—
ANDERSON, Glenn (9)	1981-91,96	845	417	489	906	798	164	81	102	183	314
ARESHENKOFF, Ron (10)	1980	4	0	0	0	0	—	—	—	—	—
ARSENE, Dean (8)	2009-10	13	0	0	0	41	—	—	—	—	—
ARNOTT, Jason (7)	1994-98	286	100	139	239	489	12	3	6	9	18
ASHBY, Don (19)	1980-81	24	12	12	24	2	3	0	0	0	0
BALTIMORE, Bryon (33)	1980	2	0	0	0	4	—	—	—	—	—
BANNISTER, Drew (55)	1997-98	35	0	3	3	42	12	0	0	0	30
BARKER, Cam (13)	2011-12	25	2	0	2	23	—	—	—	—	—
BARON, Marco (G) (33)	1985	1	0	0	0	0	—	—	—	—	—
BEDNARSKI, John (33)	1980	1	0	0	0	0	—	—	—	—	—
BEERS, Bob (2)	1994	66	10	27	37	74	—	—	—	—	—
BELL, Bruce (36)	1990	1	0	0	0	0	—	—	—	—	—
BELLE, Shawn (45)	2010	5	0	0	0	0	—	—	—	—	—
BELANGER, Eric (20)	2011-12	78	4	12	16	32	—	—	—	—	—
BELANGER, Jesse (12)	1997	6	0	0	0	0	—	—	—	—	—
BENNETT, Adam (35)	1994	48	3	6	9	49	—	—	—	—	—
BENNING, Brian (19)	1993	18	1	7	8	59	—	—	—	—	—
BENYSEK, Ladislav (21)	1998	2	0	0	0	0	—	—	—	—	—
BERANEK, Josef (29,42,20)	1992-93,1999-2000	208	42	60	102	108	14	2	1	3	4
BEREHOWSKY, Drake (15)	1998	67	1	6	7	169	12	1	2	3	14
BERGERON, Marc-Andre (20,47)	2003-04,06-07	189	33	55	88	101	19	2	2	4	14
BERRY, Ken (19,18)	1982,84	28	4	6	10	19	—	—	—	—	—
BEUKEBOOM, Jeff (6)	1986-92	284	12	57	69	733	29	1	3	4	50
BIANCHIN, Wayne (15)	1980	11	0	0	0	7	—	—	—	—	—
BISAILLON, Sebastien (60)	2007	2	0	0	0	0	—	—	—	—	—
BISHAI, Mike (12)	2004	14	0	2	2	19	—	—	—	—	—
BLADON, Tom (23)	1981	1	0	0	0	0	—	—	—	—	—
BLUM, John (28)	1983-84	9	0	4	4	26	—	—	—	—	—
BONSIGNORE, Jason (23,64)	1995-96	21	1	2	3	4	—	—	—	—	—
BONWIE, Dennis (43,36)	1995-96,98	14	0	0	0	74	—	—	—	—	—
BOSCHMAN, Laurie (14)	1982-83	73	10	15	25	220	3	0	1	1	4
BOULERICE, Jesse (28)	2009	2	0	0	0	0	—	—	—	—	—
BOWEN, Jason (29)	1998	4	0	0	0	10	—	—	—	—	—
BRACKENBURY, Curt (15)	1981-82	72	2	9	11	165	2	0	0	0	0
BRAITHWAITE, Fred (G) (31,40)	1994-96	40	0	0	0	2	—	—	—	—	—
BREWER, Eric (2)	2001-04	315	29	71	100	210	12	2	8	10	18
BRODZIAK, Kyle (15,23,51)	2006-09	175	26	33	59	60	—	—	—	—	—
BROWN, Dave (42)	1989-91	140	3	12	15	361	26	0	1	1	36
BROWN, Kevin (42,10)	1999-2000	19	4	2	6	0	1	0	0	0	0
BROWN, Sean (8,23)	1997-2002	269	12	23	35	664	4	0	0	0	33
BRUBAKER, Jeff (15)	1986	4	1	0	1	12	—	—	—	—	—
BRULE, Gilbert (67)	2009-11	117	26	23	49	91	—	—	—	—	—
BUCHBERGER, Kelly (16)	1987-99	795	82	158	240	1747	78	9	15	24	116
BUTENSCHON, Sven (19)	2001-02	21	1	1	2	6	—	—	—	—	—
BYAKIN, Ilija (10)	1994	44	8	20	28	30	—	—	—	—	—
CALLIGHEN, Brett (18)	1980-82	160	56	89	145	132	14	4	6	10	8
CAMPBELL, Colin (6)	1980	72	2	11	13	196	3	0	0	0	11
CARROLL, Billy (20)	1985-86	70	8	11	19	22	9	0	0	0	4
CARSON, Jimmy (12)	1989-90	84	50	53	103	36	7	2	1	3	6
CARTER, Anson (22)	2001-03	211	69	88	157	68	6	3	1	4	4
CARTER, Ron (22)	1980	2	0	0	0	0	—	—	—	—	—
CHARTRAW, Rick (6)	1984	24	2	6	8	21	1	0	0	0	2
CHIMERA, Jason (20,28)	2001-04	130	19	17	36	93	2	0	2	2	0
CHIPPERFIELD, Ron (7)	1980	67	18	19	37	24	—	—	—	—	—
CHORNEY, Taylor (41)	2009-12	59	1	6	7	16	—	—	—	—	—
CHYCHRUN, Jeff (20)	1994	2	0	0	0	0	—	—	—	—	—
CIERNY, Jozef (20)	1994	1	0	0	0	0	—	—	—	—	—
CIGER, Zdeno (8)	1993-96	204	64	91	155	55	—	—	—	—	—
CLARK, Dean (6)	1984	1	0	0	0	0	—	—	—	—	—
CLEARY, Daniel (37,7)	2000-03	220	31	55	86	127	10	1	2	3	10
COCHRANE, Glen (34)	1989	12	0	0	0	52	—	—	—	—	—
COFFEY, Paul (7)	1981-87	532	209	460	669	693	94	36	67	103	167
COGLIANO, Andrew (13)	2008-11	328	57	89	146	137	—	—	—	—	—
COLE, Erik (26)	2009	63	16	11	27	63	—	—	—	—	—
COMRIE, Mike (89,91)	2001-03,09-10	235	74	80	154	179	12	2	2	4	10
COMRIE, Paul (47)	2000	15	1	2	3	4	—	—	—	—	—
CONACHER, Pat (15)	1984	45	2	8	10	31	3	1	0	1	2
CONKLIN, Ty (G) (1,29)	2002,04,06	60	0	0	0	19	1	0	0	0	0
CONNOR, Cam (17)	1980	38	7	13	20	136	—	—	—	—	—
CORNET, Philippe (51)	2012	2	0	1	1	0	—	—	—	—	—
CORSI, Jim (G) (35)	1980	26	0	3	3	6	—	—	—	—	—



PLAYER (NUMBERS)	SEASONS	GP	REGULAR SEASON				PLAYOFFS				
			G	A	PTS	PIM	GP	G	A	PTS	PIM
CORSON, Shayne (21,9)	1993-95	192	53	84	137	413	-	-	-	-	-
COTE, Patrick (29)	2001	6	0	0	0	18	-	-	-	-	-
COTE, Ray (14)	1983-85	15	0	0	0	4	14	3	2	5	4
COURTNALL, Geoff (15)	1988	12	4	4	8	15	19	0	3	3	23
COWLEY, Wayne (G) (1)	1994	1	0	0	0	0	-	-	-	-	-
CROSS, Cory (23)	2003-04,06	113	11	20	31	102	6	0	1	1	2
CURRIE, Dan (15,24,23,26)	1991-93	17	1	0	1	6	-	-	-	-	-
CUTTS, Don (1)	1980	6	0	0	0	6	-	-	-	-	-
CZERKAWSKI, Mariusz (10,21)	1996-97	113	38	38	76	24	12	2	1	3	10
DAMPHOUSSE, Vincent (21)	1992	80	38	51	89	53	16	6	8	14	8
DeBRUSK, Louie (29)	1992-97	228	19	12	31	797	6	0	0	0	4
DESLAURIERS, Jeff (G) (38)	2009-10	58	0	4	4	8	-	-	-	-	-
DEVEREAUX, Boyd (19)	1998-2000	175	15	31	46	49	1	0	0	0	0
de VRIES, Greg (25,5)	1996-98	115	8	9	17	144	19	0	1	1	29
DOLLAS, Bobby (6)	1998	52	2	6	8	49	11	0	0	0	16
DONNELLY, Dave (34)	1988	4	0	0	0	11	-	-	-	-	-
DOPITA, Jiri (33)	2003	21	1	5	6	11	-	-	-	-	-
DOWD, Jim (36)	1999-2000	70	5	18	23	45	5	2	1	3	4
DRISCOLL, Peter (24)	1980-81	60	3	8	11	97	3	0	0	0	0
DRYDEN, Dave (G) (28)	1980	14	0	0	0	0	-	-	-	-	-
DUBNYK, Deavn (G) (40)	2009-10	19	0	0	0	0	-	-	-	-	-
DUFRESNE, Donald (34)	1996-97	64	1	7	8	31	3	0	0	0	0
DUPUIS, Bob (G) (33)	1980	1	0	0	0	0	-	-	-	-	-
DYORAK, Radek (20)	2003-04,06	154	27	59	86	66	20	1	2	3	4
DYKSTRA, Steve (20)	1988	15	2	3	5	39	-	-	-	-	-
EAGER, BEN (55)	2011-12	63	8	15	13	107	-	-	-	-	-
EBERLE, JORDAN (14)	2010-12	147	52	67	119	32	-	-	-	-	-
EDWARDS, Gary (G), (33)	1981	15	0	2	2	0	1	0	0	0	0
ELIK, Todd (24,27)	1993-94	18	1	9	10	14	-	-	-	-	-
ENNIS, Jim (2)	1988	5	1	0	1	10	-	-	-	-	-
ERIKSSON, Peter (26)	1990	20	3	3	6	24	-	-	-	-	-
ESAU, Len (34)	1995	14	0	6	6	15	-	-	-	-	-
ESSENSA, Bob (G) (30)	1997-99	74	0	1	1	4	1	0	0	0	0
EXELBY, Randy (G) (35)	1990	1	0	0	0	0	-	-	-	-	-
FALLOON, Pat (10)	1999-2000	115	22	36	58	24	4	0	1	1	4
FERGUSON, Scott (40,32)	1998,2001-04	201	7	13	20	288	11	0	0	0	8
FERRARO, Chris (38)	1999	2	1	0	1	0	-	-	-	-	-
FLETT, Bill (19)	1980	20	5	2	7	2	-	-	-	-	-
FOGOLIN, Lee (2)	1980-87	586	36	124	160	886	78	5	13	18	115
FORBES, Mike (23,26)	1980,82	18	1	7	8	26	-	-	-	-	-
FOSTER, KURTIS (26)	2010-11	74	8	14	22	45	-	-	-	-	-
FOSTER, Norm (G) (33)	1992	10	0	0	0	2	-	-	-	-	-
FOTIU, Nick (32)	1989	1	0	0	0	0	-	-	-	-	-
FRASER, COLIN (16)	2010-11	67	3	2	5	60	-	-	-	-	-
FRASER, Iain (38)	1995	13	3	0	3	0	-	-	-	-	-
FRASER, Scott (18)	1998	29	12	11	23	6	11	1	1	2	0
FRIEDMAN, Doug (8)	1998	16	0	0	0	20	-	-	-	-	-
FRYCEER, Miroslav (15)	1989	14	5	5	10	18	-	-	-	-	-
FUHR, Grant (G) (1,31)	1982-1991	423	0	36	36	48	111	0	12	12	14
GAGE, Joaquin (G) (1,31)	1995-96,2001	23	0	1	1	4	-	-	-	-	-
GAGNER, Sam (89)	2008-12	366	77	143	220	180	-	-	-	-	-
GARE, Danny (19,18)	1987	18	1	3	4	6	-	-	-	-	-
GARON, Mathieu (G) (32)	2008-09	62	0	0	0	8	-	-	-	-	-
GELINAS, Martin (20,7)	1989-1993	258	60	60	120	156	53	6	12	18	41
GILCHRIST, Brent (41)	1993	60	10	10	20	47	-	-	-	-	-
GILBERT, Tom (77)	2007-12	384	33	125	158	106	-	-	-	-	-
GIROUX, ALEXANDRE (12)	2011	8	1	1	2	2	-	-	-	-	-
GLENCROSS, Curtis (20)	2008	26	9	4	13	28	-	-	-	-	-
GLYNN, Brian (6)	1992-93	89	6	18	24	66	16	4	1	5	8
GORENCE, Tom (26)	1984	12	1	1	2	0	-	-	-	-	-
GRAVES, Adam (12)	1990-91	139	16	30	46	250	40	7	10	17	39
GRAVES, Steve (8,15)	1984,87-88	35	5	4	9	10	-	-	-	-	-
GREBESHKOV, Denis (37)	2008-10	190	16	60	76	86	-	-	-	-	-
GREEN, Josh (12)	2001-03, 11-12	88	11	8	19	71	3	0	0	0	0
GREENE, Matt (32, 2)	2006-08	151	1	12	13	205	18	0	1	1	34
GREGG, Randy (21)	1982-90	453	40	148	188	309	130	13	37	50	121
GREENLAY, Mike (G) (35)	1990	2	0	1	1	0	-	-	-	-	-
GRETZKY, Wayne (99)	1980-88	696	583	1086	1669	323	120	81	171	252	56
GRIER, Mike (25)	1997-2002	448	81	102	183	292	34	6	4	10	31
GRIEVE, Brent (34)	1994	24	13	5	18	14	-	-	-	-	-
GUERIN, Bill (9)	1998-2001	211	79	82	161	354	20	10	5	15	28
HAAKANA, Kari (29)	2003	13	0	0	0	4	-	-	-	-	-
HAAS, David (15,26)	1991	5	1	0	1	0	-	-	-	-	-
HABSCHEID, Marc (23)	1982-85	74	10	16	26	26	-	-	-	-	-
HAGMAN, Matti (10)	1981-82	147	41	71	112	34	12	5	1	6	6

PLAYER (NUMBERS)	SEASONS	GP	REGULAR SEASON			PIM	PLAYOFFS				
			G	A	PTS		GP	G	A	PTS	PIM
HAJT, Chris (19)	2001	1	0	0	0	0	-	-	-	-	-
HALL, TAYLOR (4)	2010-12	126	49	46	95	63	-	-	-	-	-
HALWARD, Doug (37)	1989	24	0	7	7	25	2	0	0	0	0
HAMILTON, Al (3)	1980	31	4	15	19	20	1	0	0	0	0
HAMMOND, Ken (26)	1989	5	0	1	1	8	-	-	-	-	-
HAMRLIK, Roman (22)	1998-00	196	22	81	103	186	20	0	7	7	18
HANNAN, Dave (12)	1988	51	9	11	20	43	12	1	1	2	8
HARRISON, Jim (9)	1980	3	0	0	0	0	-	-	-	-	-
HARTIKAINEN, TEEMU (56)	2011-12	29	5	5	10	10	-	-	-	-	-
HARVEY, Todd (13)	2006	63	5	2	7	32	10	1	1	2	4
HAUER, Brett (5,2)	1996,2000	34	4	4	8	32	-	-	-	-	-
HAWGOOD, Greg (23,15,34)	1991-93	55	7	25	32	63	13	0	3	3	23
HECHT, Jochen (20)	2002	82	16	24	40	60	-	-	-	-	-
HEIDA, Jan (25)	2007	39	1	8	9	20	-	-	-	-	-
HEMSKY, Ales (83)	2003-04,06-12	559	124	307	431	267	30	6	11	17	14
HENRY, Alex (55)	2003	3	0	0	0	0	-	-	-	-	-
HERBERS, Ian (6)	1994	22	0	2	2	32	-	-	-	-	-
HICKS, Doug (5)	1980-82	186	17	67	84	183	12	1	1	2	6
HOPKINS, Dean (34)	1986	1	0	0	0	0	-	-	-	-	-
HORCOFF, SHAWN (36,10)	2001-04,06-12	765	155	280	435	487	35	10	13	23	18
HORDICHUK, DARCY (16)	2011-12	43	1	2	3	64	-	-	-	-	-
HRKAC, Tony (20)	1998	36	8	11	19	20	12	0	3	3	2
HUARD, Bill (28)	1998-99	33	0	1	1	72	4	0	0	0	2
HUDDY, Charlie (22)	1981-91	694	81	287	368	500	138	16	61	77	104
HUDSON, Mike (20)	1993	5	0	1	1	2	-	-	-	-	-
HUGHES, John (6)	1981	18	0	3	3	30	-	-	-	-	-
HUGHES, Pat (16)	1981-85	300	88	83	171	330	55	7	23	30	52
HULBIG, Joe (15,12)	1997-99	24	2	2	4	4	6	0	1	1	2
HUNTER, Dave (12,37,27)	1980-89	653	119	171	290	776	105	16	24	40	211
ING, Peter (G) (1)	1992	12	0	3	3	0	-	-	-	-	-
INTRANUOVO, Ralph (36,27,9)	1995-97	22	2	4	6	4	-	-	-	-	-
ISBISTER, Brad (15)	2003-04	64	13	10	23	63	6	0	1	1	12
ISSEL, Kim (27,33)	1989	4	0	0	0	0	-	-	-	-	-
JACKSON, Don (25,29)	1982-86	262	15	45	60	508	53	4	5	9	147
JACQUES, Jean-Francois (41,22)	2006-11	160	9	8	17	185	-	-	-	-	-
JALO, Risto (13)	1986	3	0	3	3	0	-	-	-	-	-
JALONEN, Kari (8)	1984	3	0	0	0	0	-	-	-	-	-
JOHNSON, Aaron (2)	2010	41	4	6	10	35	-	-	-	-	-
JONES, Ryan (28)	2010-12	178	36	23	59	84	-	-	-	-	-
JONSSON, Tomas (23)	1989	20	1	10	11	22	4	2	0	2	6
JOSEPH, Chris (2)	1988-94	154	12	39	51	205	5	1	3	4	2
JOSEPH, Curtis (G) (31)	1996-98	177	0	5	5	28	24	0	0	0	4
KELLY, Steve (10)	1997-98	27	1	2	3	14	6	0	0	0	2
KENNEDY, Dean (32)	1995	40	2	8	10	25	-	-	-	-	-
KERCH, Alexander (34)	1994	5	0	0	0	2	-	-	-	-	-
KERR, Reg (25,8)	1984	3	0	0	0	0	-	-	-	-	-
KHABIBULIN, Nikolai (G) (35)	2009-10	18	0	0	0	4	-	-	-	-	-
KILGER, Chad (15)	1999-2001	87	9	5	14	39	7	0	0	0	4
KLIMA, Petr (85)	1990-93,97	291	120	97	217	343	60	13	10	23	36
KOLANOS, Krys (25,12)	2006	6	0	0	0	2	-	-	-	-	-
KOTALIK, Ales (21)	2009	19	7	4	11	6	-	-	-	-	-
KOVALENKO, Andrei (51)	1997-99	176	51	58	109	139	13	4	3	7	8
KRAVCHUK, Igor (21)	1993-96	160	27	61	88	57	-	-	-	-	-
KRUSHELNYSKI, Mike (26)	1985-88	290	95	131	226	213	68	16	23	39	68
KULAK, Stu (8)	1987	23	3	1	4	41	-	-	-	-	-
KURRI, Jari (17)	1981-90	754	474	569	1043	348	146	92	110	202	101
KYTAR, Milan (64)	2012	1	0	0	0	0	-	-	-	-	-
LACOMBE, Normand (19)	1987-90	133	30	22	52	116	26	5	1	6	49
LaCOUTURE, Dan (15,33)	1999-2001	45	2	4	6	39	1	0	0	0	0
LACROIX, Daniel (21)	1999	4	0	0	0	13	-	-	-	-	-
LaFLAMME, Christian (24)	1999-2000	61	0	6	6	32	4	0	1	1	2
LAForge, Marc (20)	1994	5	0	0	0	21	-	-	-	-	-
LAMB, Mark (18,7)	1988-92	176	24	54	78	127	59	7	19	26	40
LANDER, ANTON (57)	2011-12	56	2	4	6	12	-	-	-	-	-
LARAQUE, Georges (27)	1998-2004,06	490	43	68	111	826	36	3	6	9	64
LARIVIERE, Garry (6)	1981-83	92	1	25	26	61	14	0	5	5	6
LARSON, Reed (27)	1989	10	2	7	9	15	-	-	-	-	-
LeBLANC, John (8)	1989	2	1	0	1	0	1	0	0	0	0
LEHMANN, Tommy (23)	1990	1	0	0	0	0	-	-	-	-	-
LEMAY, Moe (23)	1987-88	14	1	2	3	38	9	2	1	3	11
LEROUX, Francois (35)	1989-93	11	0	3	3	11	-	-	-	-	-
LINDGREN, Mats (14)	1997-99	199	29	39	68	76	24	1	5	6	10
LINDQUIST, Fredrik (7)	1999	8	0	0	0	2	-	-	-	-	-
LINDSTROM, Willy (19)	1983-85	163	40	41	81	58	53	12	17	29	22
LINGLET, Charles (36)	2009-10	5	0	0	0	2	-	-	-	-	-
LINSEMAN, Ken (13)	1983-84,91	202	58	120	178	394	37	16	13	29	87



PLAYER (NUMBERS)	SEASONS	GP	REGULAR SEASON				PIM	PLAYOFFS				PIM
			G	A	PTS	GP		G	A	PTS		
LoPRESTI, Peter (G) (1)	1981	2	0	0	0	0						
LOW, Ron (G) (30)	1980-83	67	0	4	4	2	3	0	0	0	0	0
LOWE, Kevin (4)	1980-92,97-98	1037	74	309	383	1236	172	9	43	52	156	
LUMLEY, Dave (20,8)	1980-87	386	90	140	230	582	61	6	8	14	131	
LUOMA, Mikko (26)	2004	3	0	1	1	0						
LUPUL, Jeffrey (15)	2007	81	16	12	28	45						
LYNCH, Doug (44)	2004	2	0	0	0	0						
MacDONALD, Blair (14)	1980-81	131	65	72	137	33	3	0	3	3	0	
MacINTYRE, Steve (33)	2009-11	60	2	1	3	140						
MACIVER, Norm (36)	1990-92	79	8	39	47	65	31	1	6	7	18	
MacTAVISH, Craig (14)	1986-94	801	155	176	331	680	113	13	24	37	143	
MAKKONEN, Kari (9)	1980	9	2	2	4	0						
MALEY, David (12)	1992-93	36	4	7	11	75	10	1	1	2	4	
MALLETTE, Troy (12)	1992	15	1	3	4	36						
MALTBY, Kirk (18)	1994-96	164	21	17	38	184						
MANDERVILLE, Kent (19)	1996	37	3	5	8	38						
MANSON, Dave (23,24)	1992-94	219	33	75	108	570	16	3	9	12	44	
MANTHA, Moe (20)	1988	25	0	6	6	26						
MARCHANT, Todd (36,26)	1994-2003	678	136	207	343	490	43	7	6	13	42	
MARCHMENT, Bryan (24)	1995-98	216	7	37	44	576	3	0	0	0	4	
MARK, Gord (34,32,6)	1994-95	30	0	3	3	78						
MARKKANEN, Jussi (G) (30)	2002-04,06-07	102	0	2	2	4	7	0	0	0	0	
MARTIN, Terry (18)	1985	4	0	2	2	0						
MARTINI, Darcy (34)	1994	2	0	0	0	0						
MAY, Alan (32)	1989	3	1	0	1	7						
McAMMOND, Dean (37)	1994-99	303	61	100	161	149	12	1	4	5	12	
McCLELLAND, Kevin (24)	1984-90	428	56	94	150	1298	95	10	17	27	276	
McDONALD, Colin (57)	2009	2	1	0	1	0						
McDOUGALL, Bill (41)	1994	4	2	1	3	4						
McGILL, Ryan (34)	1995	8	0	0	0	8						
McGILLIS, Dan (18,23)	1997-98	140	16	31	47	126	12	0	5	5	24	
McMURCHY, Tom (37)	1988	9	4	1	5	8						
McSORLEY, Marty (33)	1986-88,99	206	24	36	60	768	48	4	8	12	184	
MELLANBY, Scott (27)	1992-93	149	38	44	82	344	16	2	1	3	29	
MELNYK, Larry (28)	1984-86	34	2	14	16	36	18	1	4	5	26	
METCALFE, Scott (20,34)	1988	2	0	0	0	0						
MESSIER, Mark (11)	1980-91	851	392	642	1034	1122	166	80	135	215	175	
MIDDENDORF, Max (26)	1991	3	1	0	1	2						
MIDDLEBROOK, Lindsay (G) (33)	1983	1	0	0	0	0						
MIKHNOV, Alexei (8)	2007	2	0	0	0	0						
MILLAR, Craig (35,32)	1997-99	36	4	2	6	29						
MINARD, Chris (39)	2009-10	5	0	1	1	0						
MINARD, Mike (G) (1)	2000	1	0	0	0	0						
MINER, John (8)	1988	14	2	3	5	16						
MIO, Eddie (G) (31)	1980-81	77	0	6	6	10						
MIRONOV, Boris (20,2)	1994-99	320	42	118	160	444	24	5	11	16	43	
MOLLER, Mike (15,25)	1986-87	7	2	1	3	0						
MOOG, Andy (G) (35)	1981-87	235	0	11	11	46	37	0	1	1	4	
MOORE, Barrie (18)	1997	4	0	0	0	0						
MOREAU, Ethan (18)	1999-2004,06-10	653	112	99	211	782	40	2	6	8	43	
MORRISON, Mike (G) (1)	2006	21	0	0	0	2						
MOTIN, Johan (58)	2010	1	0	0	0	0						
MUIR, Bryan (35,6)	1996-98	12	0	0	0	23	5	0	0	0	4	
MUNI, Craig (28)	1987-93	493	24	87	111	492	83	0	15	15	94	
MURDOCH, Don (47)	1980-81	50	15	11	26	22	3	2	0	2	0	
MURPHY, Joe (8)	1990-92	222	69	100	169	91	53	16	29	45	42	
MURRAY, Rem (17,16,22)	1997-2002,06	425	73	91	164	123	62	5	12	17	18	
MUSIL, Frank (8)	1998-2001	69	1	7	8	46	8	0	0	0	8	
NACHBAUR, Don (26)	1983	4	0	0	0	17	2	0	0	0	7	
NAPIER, Mark (18,65)	1985-87	175	41	71	112	35	28	6	9	15	7	
NEDVED, Petr (93)	2004,06	56	7	20	27	32						
NETHERY, Lance (28)	1982	3	0	2	2	2						
NEWMAN, Dan (16)	1980	10	3	1	4	0						
NICHOLLS, Bernie (9)	1992-93	95	28	61	89	80	16	8	11	19	25	
NIINIMAA, Janne (24,44)	1998-2003	399	34	154	188	419	26	1	5	6	22	
NILSSON, Kent (15,14)	1987,95	23	6	12	18	4						
NILSSON, Robert (12)	2007-10	199	31	67	98	64						
NORTON, Jeff (6)	1996-97	92	6	27	33	58						
NUGENT-HOPKINS, Ryan (93)	2011-12	62	18	34	52	16						
OATES, Adam (77)	2004	60	2	16	18	8						
ODELEIN, Selmar (16,36)	1986-89	18	0	2	2	35						
OKSUTA, Roman (28)	1994-95	36	12	4	16	12						
OLAUSSON, Fredrik (15)	1994-96	108	9	35	44	54						
OLIVER, David (20)	1995-97	141	37	35	72	58						
OMARK, LINUS (23)	2010-12	65	8	22	30	34						
O'MARRA, Ryan (42)	2009-11	24	1	5	6	13						
O'SULLIVAN, Patrick (19)	2009-10	92	13	27	40	34						

PLAYER (NUMBERS)	SEASONS	GP	REGULAR SEASON			PIM	PLAYOFFS				
			G	A	PTS		GP	G	A	PTS	PIM
PAAJARVI, MAGNUS (91)	2010-12	121	17	25	42	20	-	-	-	-	-
PASSMORE, Steve (G) (29)	1999	6	0	1	1	2	-	-	-	-	-
PEARSON, Scott (33)	1994-95	100	20	22	42	219	-	-	-	-	-
PECA, Michael (37)	2006	71	9	14	23	56	24	6	5	11	20
PECKHAM, Theo (49, 24)	2008-12	156	4	13	17	382	-	-	-	-	-
PENNER, Dustin (27)	2008-11	304	94	93	187	189	-	-	-	-	-
PETERSEN, Toby (45,20)	2006-07	64	6	9	15	4	2	1	0	1	0
PETIOT, RICHARD (37)	2010	2	0	0	0	2	-	-	-	-	-
PETIT, Michel (8)	1997	18	2	4	6	20	-	-	-	-	-
PETRELL, LENNART (37)	2011-12	60	4	5	9	45	-	-	-	-	-
PETRY, JEFF (58)	2010-12	108	3	27	30	36	-	-	-	-	-
PICARD, Michel (12)	2000	2	0	0	0	2	-	-	-	-	-
PISA, Ales (45,8)	2002-03	50	1	3	4	26	-	-	-	-	-
PISANI, Fernando (34)	2003-04,06-10	402	80	73	153	190	30	15	4	19	12
PITKANEN, Joni (25)	2008	63	8	18	26	56	-	-	-	-	-
PITTIS, Domenic (14)	2001-02	69	4	11	15	57	3	0	0	0	2
PLANTE, Alex (48)	2010-12	10	0	2	2	15	-	-	-	-	-
PLAYFAIR, Jim (5,29)	1984	2	1	1	2	2	-	-	-	-	-
PODDUBNY, Walt (14)	1982	4	0	0	0	0	-	-	-	-	-
PODEIN, Shjon (26)	1993-94	68	16	11	27	33	-	-	-	-	-
POPIEL, Paul (22)	1980	10	0	0	0	0	-	-	-	-	-
POTI, Tom (5)	1999-2002	285	27	78	105	209	15	0	4	4	4
POTTER, Corey (44)	2011-12	62	4	17	21	24	-	-	-	-	-
POTULNY, Ryan (21,16)	2009-10	72	15	20	35	28	-	-	-	-	-
POULIOT, Marc-Antoine (36,78)	2006-10	176	21	32	53	74	-	-	-	-	-
POUZAR, Jaroslav (10,20)	1983-85,87	186	34	48	82	135	29	6	4	10	16
PRICE, Pat (26)	1980-81	134	19	45	64	327	3	0	0	0	11
PRONGER, Chris (44)	2006	80	12	44	56	74	24	5	16	21	26
RANFORD, Bill (G) (30)	1988-96,2000	449	0	19	19	46	41	0	2	2	4
REAUGH, Daryl (G) (32,29)	1985,88	7	0	0	0	0	-	-	-	-	-
REASONER, Marty (15,19)	2002-04,06-08	351	45	76	121	209	6	1	0	1	2
REDDICK, Eldon (G) (33)	1990-91	13	0	0	0	0	1	0	0	0	0
REDDOX, Liam (85)	2008-10	56	5	9	14	14	-	-	-	-	-
REDMOND, Craig (26)	1989	21	3	10	13	12	-	-	-	-	-
REIRDEN, Todd (46)	1999	17	2	3	5	20	-	-	-	-	-
RICE, Steve (15,12)	1992-94	94	19	20	39	66	-	-	-	-	-
RICHARDSON, Luke (22)	1992-97	436	13	65	78	630	28	0	7	7	59
RIESEN, Michel (34)	2001	12	0	1	1	4	-	-	-	-	-
RITA, Jani (46,14,22)	2002-04,06	36	6	1	7	6	-	-	-	-	-
ROBERTS, David (15)	1996	6	2	4	6	6	-	-	-	-	-
ROBERTSSON, Bert (14)	2000	52	0	4	4	34	5	0	0	0	0
RODNEY, Bryan (19)	2012	1	0	0	0	0	-	-	-	-	-
ROGERS, Mike (19)	1986	8	1	0	1	0	-	-	-	-	-
ROLOSON, Dwayne (G) (35)	2006-09	193	0	6	6	26	18	0	2	2	14
ROULSTON, Tom (23,24)	1981-84	137	36	32	68	64	18	2	2	4	2
ROURKE, Allan (52)	2008	13	0	0	0	5	-	-	-	-	-
ROUSSEL, Dominic (G) (30)	2001	8	0	0	0	2	-	-	-	-	-
ROY, Mathieu (12,36)	2006-08	30	2	1	3	57	-	-	-	-	-
RUCINSKY, Martin (23)	1992	2	0	0	0	12	-	-	-	-	-
RUOTSALAINEN, Reijo (29,26)	1987-90	26	6	15	21	12	43	4	16	20	22
RUZICKA, Vladimir (29)	1990	25	11	6	17	10	-	-	-	-	-
SALMELAINEN, Tony	2004	13	0	1	1	4	-	-	-	-	-
SALO, Tommy (G) (35)	1999-2004	334	0	4	4	20	21	0	1	1	2
SAMSONOV, Sergei (12)	2006	19	5	11	16	6	24	4	11	15	14
SANDERSON, Geoff (8)	2008	41	3	10	13	16	-	-	-	-	-
SANDWICH, Terran (38)	1998	8	0	0	0	6	-	-	-	-	-
SARNO, Peter (33)	2004	6	1	0	1	2	-	-	-	-	-
SATAN, Miroslav (32,18)	1996-97	126	35	28	63	44	-	-	-	-	-
SCHMAUTZ, Bobby (16)	1980	29	8	8	16	20	-	-	-	-	-
SCHREMP, Rob (44,88)	2007-09	7	0	3	3	2	-	-	-	-	-
SCHULTZ, NICK (15)	2011-12	20	0	4	4	10	-	-	-	-	-
SELIVANOV, Alexander (28,29)	1999-2000	96	35	26	61	70	7	0	1	1	10
SEMENKO, Dave (27)	1980-87	454	59	77	136	976	69	6	6	12	193
SEMENOV, Anatoli (19)	1990-92	116	35	38	73	42	22	6	6	12	12
SEMENOV, Alexei (5)	2003-04,06	103	4	10	14	107	6	0	0	0	0
SESTITO, Tim (62)	2009	1	0	0	0	0	-	-	-	-	-
SHAW, David (26)	1992	12	1	1	2	8	-	-	-	-	-
SHERVEN, Gord (8,28)	1984-86	44	11	8	19	14	-	-	-	-	-
SHTALENKOV, Mikhail (G) (35)	1999	34	0	0	0	6	-	-	-	-	-
SHUDRA, Ron (27)	1988	10	0	5	5	6	-	-	-	-	-
SILTANEN, Risto (8)	1980-82	206	38	113	151	104	16	5	2	7	20
SIM, Trevor (15)	1990	3	0	1	1	2	-	-	-	-	-
SIMPSON, Craig (18)	1988-93	419	185	180	365	475	67	36	32	68	56
SKORODENSKI, Warren (G) (30)	1988	3	0	0	0	0	-	-	-	-	-
SLEGR, Jiri (28)	1995-96	60	5	18	23	88	-	-	-	-	-
SMID, Ladislav (5)	2007-12	409	9	50	59	320	-	-	-	-	-
SMITH, Dan (6)	2006	7	0	0	0	7	-	-	-	-	-
SMITH, Doug (8)	1989	19	1	1	2	9	-	-	-	-	-





PLAYER (NUMBERS)	SEASONS	GP	REGULAR SEASON				PIM	PLAYOFFS				PIM
			G	A	PTS	PIM		GP	G	A	PTS	
SMITH, Geoff (25)	1990-94	306	11	56	67	192	12	0	1	1	6	
SMITH, Jason (21)	1999-2004,06-07	542	31	82	113	643	45	1	8	9	49	
SMITH, Steve (5)	1985-91	385	46	172	218	1080	87	10	29	39	216	
SMYTH, Ryan (10,94)	1995-2004,06-07,11-12	852	284	311	595	689	68	22	21	43	76	
SOLHEIM, Ken (28)	1986	6	1	0	1	5	-	-	-	-	-	
SOMMER, Roy (28)	1981	3	1	0	1	7	-	-	-	-	-	
SOURAY, Sheldon (44)	2008-10	144	30	46	76	199	-	-	-	-	-	
SPACEK, Jaroslav (6)	2006	31	5	14	19	24	24	3	11	14	24	
SRSEN, Tomas (15)	1991	2	0	0	0	0	-	-	-	-	-	
STAIOS, Steve (24)	2002-04,06-10	573	35	111	146	743	30	1	5	6	32	
STAJDUHAR, Nick (23)	1996	2	0	0	0	4	-	-	-	-	-	
STAPLETON, Mike (28,25)	1994-95	69	11	20	31	49	-	-	-	-	-	
STASTNY, Yan (42)	2006	3	0	0	0	0	-	-	-	-	-	
STOLL, Jarret (36,16)	2003-04,06-08	286	59	106	165	238	24	4	6	10	24	
STONE, Ryan (32)	2009-10	27	0	6	6	48	-	-	-	-	-	
STORTINI, Zack (46)	2007-11	256	14	27	41	718	-	-	-	-	-	
STRUDWICK, Jason (43)	2009-11	186	2	10	12	133	-	-	-	-	-	
STRUEBY, Todd (28,25,26)	1982-84	5	0	1	1	2	-	-	-	-	-	
SUMMANEN, Raimo (25)	1984-87	132	30	33	63	33	10	2	5	7	0	
SUTTON, ANDY (25)	2011-12	52	3	7	10	80	-	-	-	-	-	
SUTTON, Ken (40,6)	1995-96	44	3	9	12	51	-	-	-	-	-	
SWANSON, Brian (37)	2001-03	68	4	12	16	16	-	-	-	-	-	
SYKORA, Petr (71)	2007	82	22	31	53	40	-	-	-	-	-	
SYVRET, Danny (28,40)	2006-07	26	0	1	1	12	-	-	-	-	-	
TAKKO, Kri (G) (1)	1991	11	0	1	1	0	-	-	-	-	-	
TARNSTROM, Dick (23)	2006,08	51	2	7	9	64	12	0	2	2	10	
TEUBERT, COLTEN (33)	2011-12	24	0	1	1	25	-	-	-	-	-	
THORESEN, Patrick (28)	2007-08	85	6	13	19	58	-	-	-	-	-	
THORNTON, Scott (17,15)	1992-96	209	23	30	53	385	1	0	0	0	0	
TIDEY, Alex (15)	1980	5	0	0	0	8	-	-	-	-	-	
TIKKANEN, Esa (14,10)	1985-93	522	178	258	436	759	114	51	46	97	171	
TITOV, German (13)	2000	7	0	4	4	4	5	1	1	2	0	
TJARNQVIST, Daniel (29)	2007	37	3	12	15	30	-	-	-	-	-	
TOAL, Mike (25)	1980	3	0	0	0	0	-	-	-	-	-	
TODD, Kevin (15)	1993	25	4	9	13	10	-	-	-	-	-	
TORRES, Raffi (14)	2004-06-08	276	67	53	120	239	22	4	7	11	16	
TUGNUTT, Ron (G) (1,32)	1992-93	29	0	0	0	4	2	0	0	0	0	
TUOMAINEN, Marko (33)	1995	4	0	0	0	0	-	-	-	-	-	
ULANOV, Igor (2,55)	2000-01,04,06	160	11	42	53	157	11	0	0	0	10	
UNGER, Garry (77)	1981-83	75	9	13	22	83	13	1	0	1	25	
VALIQUETTE, Stephen (G) (40)	2004	1	0	0	0	0	-	-	-	-	-	
Van ALLEN, Shaun (26,20)	1991,93	23	1	4	5	6	-	-	-	-	-	
VAN DORP, Wayne (8)	1987	3	0	0	0	25	3	0	0	0	2	
VANDERMEER, Jim (2)	2010-11	62	2	12	14	74	-	-	-	-	-	
VANDEVELDE, CHRIS (54)	2011-12	17	1	2	3	14	-	-	-	-	-	
VISNOVSKY, Lubomir (71)	2009	50	8	23	31	30	-	-	-	-	-	
VOROBIEV, Vladimir (34)	1999	2	2	0	2	2	1	0	0	0	0	
VUJTEK, Vladimir (23)	1993-94	70	5	25	30	22	-	-	-	-	-	
VYAZMIKIN, Igor (29)	1991	4	1	0	1	0	-	-	-	-	-	
WARE, Mike (34)	1989-90	5	0	1	1	15	-	-	-	-	-	
WATT, Mike (9)	1998	14	1	2	3	4	-	-	-	-	-	
WEIGHT, Doug (42,39)	1993-2001	588	157	420	577	445	39	10	23	33	58	
WEIR, Stan (21)	1980-82	200	48	66	114	93	10	0	0	0	4	
WERENKA, Brad (36,5)	1993-94	42	5	7	12	38	-	-	-	-	-	
WHITE, Peter (27)	1994-96	61	10	12	22	2	-	-	-	-	-	
WHITNEY, Ray (8)	1998	9	1	3	4	0	-	-	-	-	-	
WHITNEY, Ryan (6)	2010-12	105	8	50	58	71	-	-	-	-	-	
WIEMER, Jim (23,32)	1988	12	1	2	3	15	2	0	0	0	2	
WINCHESTER, Brad (26)	2006-07	78	4	6	10	107	10	1	2	3	4	
WRIGHT, Tyler (19,12)	1993-96	41	3	1	4	70	-	-	-	-	-	
YOUNG, Bryan (76)	2007-08	17	0	0	0	10	-	-	-	-	-	
YORK, Mike (16)	2002-04	144	40	57	97	25	6	0	2	2	2	
ZANIER, Mike (G) (30)	1985	3	0	0	0	0	-	-	-	-	-	
ZAVISHA, Brad (20)	1994	2	0	0	0	0	-	-	-	-	-	
ZELEPUKIN, Valeri (21)	1998	33	2	10	12	57	8	1	2	3	2	
ZHOLTOK, Sergei (34)	2001	37	4	16	20	22	3	0	0	0	0	

## EDMONTON OILERS ALL-TIME CAREER LEADERS (1979-80 TO 2011-12)

### GAMES PLAYED

1. Kevin Lowe.....	1037
2. RYAN SMYTH.....	852
3. Mark Messier.....	851
4. Glenn Anderson.....	845
5. Kelly Buchberger.....	795
6. SHAWN HORCOFF.....	765
7. Jari Kurri.....	754
8. Craig MacTavish.....	701
9. Wayne Gretzky.....	696
10. Charlie Huddy.....	694

### GOALS

1. Wayne Gretzky.....	583
2. Jari Kurri.....	474
3. Glenn Anderson.....	417
4. Mark Messier.....	392
5. RYAN SMYTH.....	284
6. Paul Coffey.....	209
7. Craig Simpson.....	185
8. Esa Tikkanen.....	178
9. Doug Weight.....	157
10. Craig MacTavish.....	155

### ASSISTS

1. Wayne Gretzky.....	1086
2. Mark Messier.....	642
3. Jari Kurri.....	589
4. Glenn Anderson.....	489
5. Paul Coffey.....	460
6. Doug Weight.....	420
7. RYAN SMYTH.....	311
8. Kevin Lowe.....	309
9. ALES HEMSKY.....	307
10. Charlie Huddy.....	287

### POINTS

1. Wayne Gretzky.....	1669
2. Jari Kurri.....	1043
3. Mark Messier.....	1034
4. Glenn Anderson.....	906
5. Paul Coffey.....	669
6. Doug Weight.....	577
7. RYAN SMYTH.....	595
8. Esa Tikkanen.....	436
9. SHAWN HORCOFF.....	435
10. ALES HEMSKY.....	431

### PENALTY MINUTES

1. Kelly Buchberger.....	1747
2. Kevin McClelland.....	1298
3. Kevin Lowe.....	1236
4. Mark Messier.....	1122
5. Steve Smith.....	1080
6. Dave Semenko.....	976
7. Lee Fogolin.....	886
8. Georges Laraque.....	826
9. Glenn Anderson.....	798
10. Louie DeBrusk.....	797

### HAT TRICKS

1. Wayne Gretzky.....	43
2. Glenn Anderson.....	20
Jari Kurri.....	20
4. Mark Messier.....	13
5. RYAN SMYTH.....	5
Esa Tikkanen.....	5
6. Paul Coffey.....	4
Blair MacDonald.....	4
9. Petr Klima.....	3
Alex Selivanov.....	3

### POWERPLAY GOALS

1. Glenn Anderson.....	126
2. Wayne Gretzky.....	125
3. RYAN SMYTH.....	121
4. Jari Kurri.....	107
5. Mark Messier.....	89
6. Craig Simpson.....	75
7. Paul Coffey.....	69
8. Doug Weight.....	39
9. Jason Arnott.....	36
Esa Tikkanen.....	36

### SHORTHANDED GOALS

1. Wayne Gretzky.....	55
2. Mark Messier.....	36
3. Jari Kurri.....	31
4. Craig MacTavish.....	29
5. Esa Tikkanen.....	21
6. Todd Marchant.....	20
7. Ethan Moreau.....	16
8. Paul Coffey.....	15
9. Glenn Anderson.....	13
10. Kelly Buchberger.....	12

### GAME WINNING GOALS

1. Glenn Anderson.....	73
2. Wayne Gretzky.....	61
3. Jari Kurri.....	60
4. RYAN SMYTH.....	44
5. Mark Messier.....	43
6. Esa Tikkanen.....	30
7. Craig MacTavish.....	25
8. Kelly Buchberger.....	24
SHAWN HORCOFF.....	24
10. Craig Simpson.....	21
Ethan Moreau.....	21

## EDMONTON OILERS 100-OR-MORE-POINT SEASONS

RANK	PLAYER	SEASON	GP	G	A	PTS	PIM
1.	Wayne Gretzky	1985-86	80	52	163	215	46
2.	Wayne Gretzky	1981-82	80	92	120	212	26
3.	Wayne Gretzky	1984-85	80	73	135	208	52
4.	Wayne Gretzky	1983-84	74	87	118	205	39
5.	Wayne Gretzky	1982-83	80	71	125	196	59
6.	Wayne Gretzky	1986-87	79	62	121	183	28
7.	Wayne Gretzky	1980-81	80	55	109	164	28
8.	Wayne Gretzky	1987-88	64	40	109	149	24
9.	Paul Coffey	1985-86	79	48	90	138	120
10.	Wayne Gretzky	1979-80	79	51	86	137	21
11.	Jari Kurri	1984-85	73	71	64	135	30
12.	Jari Kurri	1985-86	78	68	63	131	22
13.	Mark Messier	1989-90	79	45	84	129	79
14.	Paul Coffey	1983-84	80	40	86	126	104
15.	Paul Coffey	1984-85	80	37	84	121	97
16.	Jari Kurri	1983-84	64	52	61	113	14
17.	Mark Messier	1987-88	77	37	74	111	103
18.	Jari Kurri	1986-87	79	54	54	108	41
19.	Mark Messier	1986-87	77	37	70	107	73
20.	Mark Messier	1982-83	77	48	58	106	72
21.	Glenn Anderson	1981-82	80	38	67	105	71
22.	Glenn Anderson	1982-83	72	48	56	104	70
	Jari Kurri	1982-83	80	45	59	104	22
	Doug Weight	1995-96	82	25	79	104	95
25.	Glenn Anderson	1985-86	72	54	48	102	90
	Jari Kurri	1988-89	76	44	58	102	69
27.	Mark Messier	1983-84	73	37	64	101	165
28.	Jimmy Carson	1988-89	80	49	51	100	36



## EDMONTON OILERS YEARLY LEADERS (1979-80 TO 2011-12)

### GAMES PLAYED

SEASON	PLAYER	NO.
1979-80	Lee Fogolin, Dave Hunter, Dave Lumley, Blair MacDonald	80
1980-81	Lee Fogolin, Wayne Gretzky	80
1981-82	Glenn Anderson, Paul Coffey, Lee Fogolin, Wayne Gretzky, Kevin Lowe	80
1982-83	Paul Coffey, Randy Gregg, Wayne Gretzky, Pat Hughes, Dave Hunter, Jari Kurri, Kevin Lowe	80
1983-84	Glenn Anderson, Paul Coffey, Lee Fogolin, Randy Gregg, Dave Hunter, Kevin Lowe	80
1984-85	Glenn Anderson, Paul Coffey, Wayne Gretzky, Charlie Huddy, Dave Hunter, Mike Krushelnyski, Willy Lindstrom, Kevin Lowe	80
1985-86	Lee Fogolin, Wayne Gretzky, Mark Napier	80
1986-87	Glenn Anderson, Mike Krushelnyski	80
1987-88	Glenn Anderson, Jari Kurri, Craig MacTavish, Esa Tikkanen	80
1988-89	Jimmy Carson, Craig MacTavish	80
1989-90	Craig MacTavish, Craig Simpson	80
1990-91	Craig MacTavish, Joe Murphy	80
1991-92	Vincent Damphousse, Craig MacTavish, Scott Mellanby, Joe Murphy	80
1992-93	Kelly Buchberger, Dave Manson	83
1993-94	Kelly Buchberger, Zdeno Ciger, Doug Weight	84
1994-95	Kelly Buchberger, Shayne Corson, Doug Weight	48
1995-96	Kelly Buchberger, Luke Richardson, Doug Weight	82
1996-97	Rem Murray, Luke Richardson, Ryan Smyth	82
1997-98	Kelly Buchberger, Mats Lindgren	82
1998-99	Pat Falloon, Mike Grier, Todd Marchant	82
1999-00	Todd Marchant, Ryan Smyth	82
2000-01	Georges Laraque, Rem Murray, Janne Niinimaa, Jason Smith, Ryan Smyth, Doug Weight	82
2001-02	Anson Carter, Mike Comrie, Mike Grier, Jochen Hecht, Todd Marchant	82
2002-03	Eric Brewer	80
2003-04	Ryan Smyth, Steve Staios	82
2004-05	No Season - NHL Lockout	
2005-06	Steve Staios, Jarret Stoll, Raffi Torres	82
2006-07	Jason Smith, Petr Sykora, Raffi Torres	82
2007-08	Andrew Cogliano, Tom Gilbert, Dustin Penner, Marty Reasoner, Steve Staios	82
2008-09	Andrew Cogliano, Tom Gilbert	82
2009-10	Andrew Cogliano, Tom Gilbert, Dustin Penner	82
2010-11	Andrew Cogliano	82
2011-12	Ryan Smyth, Nick Schultz	82

### GOALS

SEASON	PLAYER	NO.
1979-80	Wayne Gretzky	51
1980-81	Wayne Gretzky	55
1981-82	Wayne Gretzky	92
1982-83	Wayne Gretzky	71
1983-84	Wayne Gretzky	87
1984-85	Wayne Gretzky	73
1985-86	Jari Kurri	68
1986-87	Wayne Gretzky	62
1987-88	Jari Kurri, Craig Simpson	43
1988-89	Jimmy Carson	49
1989-90	Mark Messier	45
1990-91	Petr Klima	40
1991-92	Vincent Damphousse	38
1992-93	Petr Klima	32
1993-94	Jason Arnott	33
1994-95	David Oliver	16
1995-96	Zdeno Ciger	31
1996-97	Ryan Smyth	39
1997-98	Doug Weight	26
1998-99	Bill Guerin	30
1999-00	Ryan Smyth	28
2000-01	Ryan Smyth	31
2001-02	Mike Comrie	33
2002-03	Ryan Smyth	27
2003-04	Ryan Smyth	23
2004-05	No Season - NHL Lockout	
2005-06	Ryan Smyth	36
2006-07	Ryan Smyth	31
2007-08	Dustin Penner	23
2008-09	Ales Hemsky, Sheldon Souray (D)	23
2009-10	Dustin Penner	32
2010-11	Taylor Hall	22
2011-12	Jordan Eberle	34

### ASSISTS

SEASON	PLAYER	NO.
1979-80	Wayne Gretzky	86
1980-81	Wayne Gretzky	109
1981-82	Wayne Gretzky	120
1982-83	Wayne Gretzky	125
1983-84	Wayne Gretzky	118
1984-85	Wayne Gretzky	135
1985-86	Wayne Gretzky	163
1986-87	Wayne Gretzky	121
1987-88	Wayne Gretzky	109
1988-89	Mark Messier	61
1989-90	Mark Messier	84
1990-91	Mark Messier	52
1991-92	Vincent Damphousse	51
1992-93	Bernie Nicholls	32
1993-94	Doug Weight	50
1994-95	Doug Weight	33
1995-96	Doug Weight	79
1996-97	Doug Weight	61
1997-98	Doug Weight	44
1998-99	Bill Guerin	34
1999-00	Doug Weight	51
2000-01	Doug Weight	65
2001-02	Janne Niinimaa	39
2002-03	Todd Marchant	40
2003-04	Ryan Smyth	36
2004-05	No Season - NHL Lockout	
2005-06	Ales Hemsky	58
2006-07	Ales Hemsky	40
2007-08	Ales Hemsky	51
2008-09	Ales Hemsky	43
2009-10	Gilbert Brule	32
2010-11	Ales Hemsky	28
2011-12	Jordan Eberle	42

**POINTS**

SEASON	PLAYER	G-A-PTS
1979-80	Wayne Gretzky	51-86-137
1980-81	Wayne Gretzky	55-109-154
1981-82	Wayne Gretzky	92-120-212
1982-83	Wayne Gretzky	71-125-196
1983-84	Wayne Gretzky	87-118-205
1984-85	Wayne Gretzky	73-135-208
1985-86	Wayne Gretzky	52-163-215
1986-87	Wayne Gretzky	62-121-183
1987-88	Wayne Gretzky	40-109-149
1988-89	Jari Kurri	44-58-102
1989-90	Mark Messier	45-84-129
1990-91	Esa Tikkanen	27-42-69
1991-92	Vincent Damphousse	38-51-89
1992-93	Petr Klima	32-16-48
1993-94	Doug Weight	24-50-74
1994-95	Doug Weight	7-33-40
1995-96	Doug Weight	25-79-104
1996-97	Doug Weight	21-61-82
1997-98	Doug Weight	26-44-70
1998-99	Bill Guerin	30-34-64
1999-00	Doug Weight	21-51-72
2000-01	Doug Weight	25-65-90
2001-02	Mike Comrie	33-27-60
	Anson Carter	28-32-60
2002-03	Ryan Smyth	27-34-61
2003-04	Ryan Smyth	23-36-59
2004-05	No Season - NHL Lockout	
2005-06	Ales Hemsky	19-58-77
2006-07	Ryan Smyth	31-22-53
	Petr Sykora	22-31-53
	Ales Hemsky	13-40-53
2007-08	Ales Hemsky	20-51-71
2008-09	Ales Hemsky	23-43-66
2009-10	Dustin Penner	32-31-63
2010-11	Jordan Eberle	18-25-43
2011-12	Jordan Eberle	34-72-76

**PENALTY MINUTES**

SEASON	PLAYER	PIM
1979-80	Colin Campbell	196
1980-81	Pat Price	193
1981-82	Dave Semenko	194
1982-83	Laurie Boschman	183
1983-84	Mark Messier	165
1984-85	Kevin McClelland	212
1985-86	Kevin McClelland	266
1986-87	Kevin McClelland	238
1987-88	Steve Smith	286
1988-89	Kelly Buchberger	234
1989-90	Craig Simpson	180
1990-91	Steve Smith	193
1991-92	Dave Manson	220
1992-93	Dave Manson	210
1993-94	Kelly Buchberger	199
1994-95	Bryan Marchment	184
1995-96	Bryan Marchment	202
1996-97	Kelly Buchberger	159
1997-98	Drake Berehowsky	169
1998-99	Sean Brown	188
1999-00	Sean Brown	192
2000-01	Georges Laraque	148
2001-02	Georges Laraque	157
2002-03	Scott Ferguson	120
2003-04	Georges Laraque	99
2004-05	No Season - NHL Lockout	
2005-06	Ethan Moreau	87
2006-07	Matt Greene	109
2007-08	Zack Stortini	201
2008-09	Zack Stortini	181
2009-10	Zack Stortini	155
2010-11	Theo Peckham	198
2011-12	Ben Eager	107

**POWERPLAY GOALS**

SEASON	PLAYER	NO.
1979-80	Wayne Gretzky, Blair MacDonald	13
1980-81	Wayne Gretzky	15
1981-82	Wayne Gretzky	18
1982-83	Wayne Gretzky	18
1983-84	Wayne Gretzky	20
1984-85	Jari Kurri	14
1985-86	Glenn Anderson	18
1986-87	Wayne Gretzky	13
1987-88	Craig Simpson	18
1988-89	Jimmy Carson	19
1989-90	Glenn Anderson	17
1990-91	Craig Simpson	15
1991-92	Vincent Damphousse	12
1992-93	Petr Klima	13
1993-94	Shayne Corson	11
1994-95	David Oliver	10
1995-96	David Oliver	14
1996-97	Ryan Smyth	20
1997-98	Boris Mironov (D), Ryan Smyth	10
1998-99	Bill Guerin	13
1999-00	Bill Guerin, Ryan Smyth	11
2000-01	Ryan Smyth	11
2001-02	Anson Carter	12
2002-03	Anson Carter, Ryan Smyth	10
2003-04	Ryan Smyth	8
2004-05	No Season - NHL Lockout	
2005-06	Ryan Smyth	19
2006-07	Ryan Smyth	14
2007-08	Dustin Penner	13
2008-09	Sheldon Souray (D)	12
2009-10	Dustin Penner	9
2010-11	Taylor Hall	8
2011-12	Taylor Hall	13

**SHORTHANDED GOALS**

SEASON	PLAYER	NO.
1979-80	Doug Hicks, Dave Hunter, Blair MacDonald, Stan Weir	2
	Lee Fogolin (D), Wayne Gretzky	4
1980-81	Wayne Gretzky	6
1981-82	Wayne Gretzky	6
1982-83	Wayne Gretzky	12
1983-84	Wayne Gretzky	11
1984-85	Wayne Gretzky	9
1985-86	Paul Coffey (D)	7
1986-87	Wayne Gretzky	5
1987-88	Wayne Gretzky	8
1988-89	Esa Tikkanen	6
1989-90	Craig MacTavish, Mark Messier	6
1990-91	Craig MacTavish	6
1991-92	Kelly Buchberger	4
1992-93	Esa Tikkanen	1
1993-94	Kirk Maltby, Doug Weight	2
1994-95	Kirk Maltby, Todd Marchant	2
1995-96	Todd Marchant	3
1996-97	Todd Marchant	4
1997-98	Mats Lindgren	3
1998-99	Kelly Buchberger, Mike Grier	2
1999-00	Mike Grier	3
2000-01	Todd Marchant	4
2001-02	Todd Marchant	3
2002-03	Ethan Moreau, Steve Staios (D)	3
2003-04	Ethan Moreau	3
2004-05	No Season - NHL Lockout	
2005-06	Ethan Moreau	4
2006-07	Toby Petersen	2
2007-08	Jarret Stoll	3
2008-09	Ethan Moreau, Sheldon Souray (D)	1
2009-10	Ethan Moreau	3
2010-11	Jordan Eberle	2
2011-12	Ryan Jones	2



## GAME WINNING GOALS

SEASON	PLAYER	NO.
1979-80	Wayne Gretzky, Dave Lumley, Blair MacDonald	6
1980-81	Glenn Anderson	5
1981-82	Wayne Gretzky	12
1982-83	Glenn Anderson	10
1983-84	Glenn Anderson, Wayne Gretzky	11
1984-85	Jari Kurri	13
1985-86	Glenn Anderson, Jari Kurri	9
1986-87	Jari Kurri	10
1987-88	Mark Messier	7
1988-89	Jari Kurri	8
1989-90	Glenn Anderson	7
1990-91	Esa Tikkanen	6
1991-92	Vincent Damphousse	8
1992-93	Kelly Buchberger, Craig MacTavish, Scott Mellanby, Craig Simpson, Esa Tikkanen	3
1993-94	Scott Pearson	7
1994-95	Kelly Buchberger	5
1995-96	Jason Arnott	5
1996-97	Dean McAmmond	6
1997-98	Doug Weight	4
1998-99	Boyd Devereaux, Boris Mironov (D), Rem Murray	4
1999-00	Alex Selivanov	5
2000-01	Ryan Smyth	6
2001-02	Anson Carter	6
2002-03	Mike Comrie	6
2003-04	Ryan Smyth	6
2004-05	No Season - NHL Lockout	
2005-06	Shawn Horcoff	5
2006-07	Petr Sykora	6
2007-08	Andrew Cogliano	5
2008-09	Dustin Penner, Sheldon Souray (D)	5
2009-10	Patrick O'Sullivan, Gilbert Brule	3
2010-11	Jordan Eberle	5
2011-12	Taylor Hall	7

## GAME TYING GOALS

SEASON	PLAYER	NO.
1979-80	Wayne Gretzky	4
1980-81	Dave Hunter	3
1981-82	Wayne Gretzky	4
1982-83	Mark Messier	5
1983-84	Glenn Anderson, Paul Coffey, Jari Kurri, Willy Lindstrom, Dave Lumley	1
1984-85	Jari Kurri	3
1985-86	Paul Coffey, Wayne Gretzky, Jari Kurri, Mike Krushelnyski, Mark Napier	1
1986-87	Esa Tikkanen	1
1987-88	Mark Messier	2
1988-89	Craig MacTavish	2
1989-90	Martin Gelinias, Mark Messier	2
1990-91	Martin Gelinias, Joe Murphy	2
1991-92	Joe Murphy	2
1992-93	Dave Manson, Scott Mellanby	1
1993-94	Zdeno Ciger	2
1994-95	Kirk Maltby, David Oliver	1
1995-96	Jason Arnott, Todd Marchant, Doug Weight	1
1996-97	Jason Arnott	1
1997-98	Ryan Smyth	2
1998-99	Ryan Smyth	2
1999-00	Todd Marchant	2
2000-01	Doug Weight	2
2001-02	Mike Comrie	3
2002-03	Anson Carter, Jason Chimera, Radek Dvorak, Todd Marchant, Ethan Moreau, Ryan Smyth	1
2003-04	Radek Dvorak, Ethan Moreau	2

2004-05	No Season - NHL Lockout
2005-06	No Ties in NHL
2006-07	No Ties in NHL
2007-08	No Ties in NHL
2008-09	No Ties in NHL
2009-10	No Ties in NHL
2010-11	No Ties in NHL
2011-12	No Ties in NHL

## SHOOTOUT DECIDING GOALS

SEASON	PLAYER	NO.
2005-06	Marty Reasoner, Ryan Smyth, Raffi Torres	1
2006-07	Fernado Pisani, Ryan Smyth	2
2007-08	Sam Gagner, Ales Hemsy	4
2008-09	Ales Hemsy	2
2009-10	Shawn Horcoff	3
2010-11	Jordan Eberle, Linus Omark	1
2011-12	Ryan Nugent-Hopkins	2

## PLUS/MINUS

SEASON	PLAYER	NO.
1979-80	Wayne Gretzky	+82
1980-81	Charlie Huddy (D)	+62
1981-82	-	-
1982-83	Wayne Gretzky	+76
1983-84	Wayne Gretzky	+98
1984-85	Wayne Gretzky	+71
1985-86	Wayne Gretzky	+70
1986-87	Wayne Gretzky	+70
1987-88	Steve Smith (D)	+40
1988-89	Craig Muni (D)	+43
1989-90	Randy Gregg (D)	+24
1990-91	Petr Klima	+24
1991-92	Norm Maciver (D)	+20
1992-93	Martin Gelinias	+3
1993-94	Dean McAmmond	+12
1994-95	Iain Fraser	+3
1995-96	Mariusz Czerkawski	+7
1996-97	Bryan Marchment (D)	+13
1997-98	Todd Marchant, Dean McAmmond	+9
1998-99	Tom Poti (D)	+10
1999-00	Ryan Smith (D)	+16
2000-01	Eric Brewer (D), Igor Ulanov (D)	+15
2001-02	Mike Comrie	+16
2002-03	Marty Reasoner	+19
2003-04	Igor Ulanov (D)	+19
2004-05	No Season - NHL Lockout	
2005-06	Steve Staios (D)	+10
2006-07	Daniel Tjarnqvist (D)	+3
2007-08	Robert Nilsson	+8
2008-09	Denis Grebeshkov (D)	+12
2009-10	Ales Hemsy	+7
2010-11	Ryan Whitney	+13
2011-12	Sam Gagner, Andy Sutton	+5

## SHOTS ON GOAL

SEASON	PLAYER	NO.
1979-80	Wayne Gretzky	284
1980-81	Wayne Gretzky	261
1981-82	Wayne Gretzky	369
1982-83	Wayne Gretzky	348
1983-84	Wayne Gretzky	324
1984-85	Wayne Gretzky	358
1985-86	Wayne Gretzky	350
1986-87	Wayne Gretzky	288
1987-88	Glenn Anderson	255
1988-89	Jimmy Carson	240
1989-90	Mark Messier	211
1990-91	Esa Tikkanen	235
1991-92	Vincent Damphousse	247
1992-93	Dave Manson (D)	244
1993-94	Igor Kravchuk (D)	197
1994-95	Jason Arnott	156

1995-96	Jason Arnott	244
1996-97	Ryan Smyth	265
1997-98	Ryan Smyth, Doug Weight	205
1998-99	Bill Guerin	261
1999-00	Ryan Smyth	238
2000-01	Ryan Smyth	245
2001-02	Jochen Hecht	211
2002-03	Ryan Smyth	199
2003-04	Ryan Smyth	245
2004-05	No Season - NHL Lockout	
2005-06	Jarret Stoll	243
2006-07	Petr Sykora	206
2007-08	Dustin Penner	201
2008-09	Sheldon Souray (D)	268
2009-10	Dustin Penner	203
2010-11	Taylor Hall	186
2011-12	Taylor Hall	207

## SHOOTING PERCENTAGE

Minimum 80 shots on goal from 1979-80 to 1991-92.

Minimum 84 shots on goal from 1992-93 to 1993-94.

Minimum 48 shots on goal for 1994-95.

Minimum 82 shots on goal from 1995-96 to 2011-12.

SEASON	PLAYER	PCT. (G-SHOTS)
1979-80	Stan Weir	25.6 (33-129)
1980-81	Wayne Gretzky	21.1 (55-261)
1981-82	Wayne Gretzky	24.9 (92-369)
1982-83	Ken Linseman	23.4 (33-141)
1983-84	Wayne Gretzky	26.9 (87-324)
1984-85	Jari Kurri	27.2 (71-261)
1985-86	Jari Kurri	28.8 (68-236)
1986-87	Esa Tikkanen	27.0 (34-126)
1987-88	Craig Simpson	36.4 (43-118)
1988-89	Craig Simpson	28.9 (35-121)
1989-90	Craig Simpson	22.5 (29-129)
1990-91	Craig Simpson	21.0 (30-143)
1991-92	Kelly Buchberger	22.2 (20-90)
1992-93	Craig Simpson	26.4 (24-91)
1993-94	Jason Arnott	17.0 (33-194)
1994-95	Roman Oksiuta	21.2 (11-52)
1995-96	Zdeno Ciger	16.8 (31-184)
1996-97	Andrei Kovalenko	19.6 (32-163)
1997-98	Dean McAmmond	14.8 (19-128)
1998-99	Rem Murray	18.1 (21-116)
1999-00	Alex Selivanov	22.1 (27-122)
2000-01	Mike Grier	16.1 (20-124)
2001-02	Mike Comrie	19.4 (33-170)
2002-03	Jason Chimera	15.6 (14-90)
2003-04	Fernando Pisani	16.2 (16-99)
2004-05	No Season - NHL Lockout	
2005-06	Raffi Torres	16.5 (27-164)
2006-07	Ryan Smyth	19.3 (31-161)
2007-08	Andrew Cogliano	18.4 (18-98)
2008-09	Andrew Cogliano	15.5 (18-116)
2009-10	Dustin Penner	15.8 (32-203)
2010-11	Dustin Penner	15.3 (21-137)
2011-12	Jordan Eberle	18.9 (34-180)

## REAL TIME SCORING STATISTICS

### NOTE:

The NHL began recording real time scoring statistics as official league statistics in 1997-98.

From 2002-03 to 2003-04 only time on ice and face-off statistics were recorded by the NHL.

## TIME ON ICE

SEASON	PLAYER	TOI
1997-98	-	-
1998-99	Boris Mironov (D)	25:55
1999-00	Roman Hamrlik (D)	25:17

2000-01	Janne Niinimaa (D)	25:20
2001-02	Janne Niinimaa (D)	26:01
2002-03	Eric Brewer (D)	24:56
2003-04	Eric Brewer (D)	24:39
2004-05	No Season - NHL Lockout	
2005-06	Chris Pronger (D)	27:59
2006-07	Daniel Tjarnqvist (D)	22:41
2007-08	Sheldon Souray (D)	24:20
2008-09	Sheldon Souray (D)	24:50
2009-10	Ryan Whitney (D)	25:22
2010-11	Ryan Whitney (D)	25:20
2011-12	Jeff Petry (D)	21:45

## HITS

SEASON	PLAYER	NO.
1997-98	Boris Mironov (D)	193
1998-99	Mike Grier	188
1999-00	Jason Smith (D)	260
2000-01	Jason Smith (D)	254
2001-02	Jason Smith (D)	220
2002-03	Not Recorded	
2003-04	Not Recorded	
2004-05	No Season - NHL Lockout	
2005-06	Jason Smith (D)	151
2006-07	Jason Smith (D)	151
2007-08	Jarret Stoll	122
2008-09	Ethan Moreau	126
2009-10	J-F Jacques	158
2010-11	Theo Peckham (D)	196
2011-12	Ladislav Smid (D)	186

## BLOCKED SHOTS

SEASON	PLAYER	NO.
1997-98	Not Recorded	
1998-99	Not Recorded	
1999-00	Jason Smith (D)	167
2000-01	Jason Smith (D)	210
2001-02	Jason Smith (D)	261
2002-03	Not Recorded	
2003-04	Not Recorded	
2004-05	No Season - NHL Lockout	
2005-06	Jason Smith (D)	176
2006-07	Jason Smith (D)	228
2007-08	Steve Staios (D)	187
2008-09	Steve Staios (D)	157
2009-10	Tom Gilbert (D)	165
2010-11	Tom Gilbert (D)	172
2011-12	Ladislav Smid (D)	184

## TAKEAWAYS

SEASON	PLAYER	NO.
1997-98	Todd Marchant	93
1998-99	Janne Niinimaa	53
1999-00	Todd Marchant, Ryan Smyth	58
2000-01	Todd Marchant	68
2001-02	Todd Marchant	83
2002-03	Not Recorded	
2003-04	Not Recorded	
2004-05	No Season - NHL Lockout	
2005-06	Ryan Smyth	64
2006-07	Shawn Horcoff	75
2007-08	Marty Reasoner	45
2008-09	Shawn Horcoff	53
2009-10	Dustin Penner	51
2010-11	Jordan Eberle	56
2011-12	Ryan Smyth	54

## GIVEAWAYS

SEASON	PLAYER	NO.
1997-98	Janne Niinimaa (D)	89
1998-99	Janne Niinimaa (D)	128
1999-00	Janne Niinimaa (D)	98



2000-01	Janne Niinimaa (D)	107
2001-02	Mike Comrie	118
2002-03	Not Recorded	
2003-04	Not Recorded	
2004-05	No Season - NHL Lockout	
2005-06	Ales Hemsky	123
2006-07	Jason Smith (D)	109
2007-08	Steve Staios (D)	84
2008-09	Sheldon Souray (D)	92
2009-10	Tom Gilbert (D)	76
2010-11	Tom Gilbert (D)	87
2011-12	Jeff Petry (D)	89

### FACE-OFF WINNING PERCENTAGE

(Minimum 410 Face-Offs)

SEASON	PLAYER	PCT. (FOW-TFO)
1997-98	Todd Marchant	50.00
1998-99	Todd Marchant	50.03
1999-00	Jim Dowd	54.03 (389-720)
2000-01	Todd Marchant	53.84 (834-1549)
2001-02	Marty Reasoner	55.53 (261-470)
2002-03	Todd Marchant	58.01 (775-1336)
2003-04	Adam Oates	57.23 (487-851)
2004-05	No Season - NHL Lockout	
2005-06	Jarret Stoll	56.75 (765-1348)
2006-07	Jarret Stoll	55.60 (501-901)
2007-08	Jarret Stoll	55.09 (677-1229)
2008-09	Shawn Horcoff	53.92 (937-1756)
2009-10	Dustin Penner	47.7 (201-421)
2010-11	Shawn Horcoff	48.3 (393-420)
2011-12	Eric Belanger	55.3 (557-1007)

### FACE-OFFS WON

SEASON	PLAYER	NO.
1997-98	Not Recorded	
1998-99	Not Recorded	
1999-00	Todd Marchant	843
2000-01	Todd Marchant	834
2001-02	Todd Marchant	798
2002-03	Todd Marchant	775
2003-04	Shawn Horcoff	698
2004-05	No Season - NHL Lockout	
2005-06	Jarret Stoll	765
2006-07	Shawn Horcoff	720
2007-08	Jarret Stoll	677
2008-09	Shawn Horcoff	947
2009-10	Shawn Horcoff	621
2010-11	Andrew Cogliano	461
2011-12	Shawn Horcoff	728

### FACE-OFFS LOST

SEASON	PLAYER	NO.
1997-98	Not Recorded	
1998-99	Not Recorded	
1999-00	Doug Weight	788
2000-01	Doug Weight	737
2001-02	Todd Marchant	725
2002-03	Mike Comrie	566
2003-04	Shawn Horcoff	680
2004-05	No Season - NHL Lockout	
2005-06	Shawn Horcoff	672
2006-07	Shawn Horcoff	702
2007-08	Jarret Stoll	552
2008-09	Shawn Horcoff	809
2009-10	Shawn Horcoff	716
2010-11	Andrew Cogliano	647
2011-12	Shawn Horcoff	747

## EDMONTON OILERS ROOKIE RECORDS (1979-80 TO 2011-12)

### TOP 30 ROOKIE SCORERS

PLAYER	GP	G	A	PTS	PIM	SEASON
1. Jari Kurri	75	32	43	75	40	1980-81
2. Jason Arnott	78	33	35	68	104	1993-94
3. Dave Lumley	80	20	38	58	138	1979-80
4. Glenn Anderson	58	30	23	53	24	1980-81
5. Ryan Nugent-Hopkins	62	18	34	52	16	2011-12
6. Sam Gagner	79	13	36	49	23	2007-08
7. Andrew Cogliano	82	18	27	45	20	2007-08
8. Jordan Eberle	69	18	25	43	22	2010-11
9. Taylor Hall	65	22	20	42	27	2010-11
10. Raimo Summanen	73	19	18	37	16	1985-86
11. Miroslav Satan	62	18	17	35	22	1995-96
12. Magnus Paajarvi	80	15	19	34	16	2010-11
13. Jaroslav Pouzar	74	15	18	33	57	1982-83
Tom Gilbert	82	13	20	33	20	2007-08
15. Mike Grier	79	15	17	32	45	1996-97
Paul Coffey	74	9	23	32	130	1980-81
17. Rem Murray	82	11	20	31	16	1996-97
18. David Oliver	44	16	14	30	20	1994-95
Ales Hensky	59	6	24	30	14	2002-03
20. Josef Beranek	58	12	16	28	18	1991-92
Randy Gregg	80	6	22	28	54	1982-83
22. Todd Marchant	45	13	14	27	32	1994-95
Dean McAmmond	45	6	21	27	16	1993-94
Linus Omark	51	3	22	27	26	2010-11
25. Marc-Andre Bergeron	46	17	17	26	26	2003-04
26. Martin Gelinias	69	11	14	25	30	1989-90
Mats Lindgren	69	11	14	25	12	1996-97
28. Steve Smith	55	4	20	24	166	1985-86
29. Jason Chimera	66	14	9	23	36	2002-03
Scott Fraser	29	12	11	23	6	1997-98
31. Mike Comrie	41	8	14	22	14	2000-01
Dan McGillis	73	6	16	22	52	1996-97
33. Jarret Stoll	68	10	11	21	42	2003-04
Tom Poti	73	5	16	21	10	1998-99
Kevin Lowe	64	2	19	21	70	1979-80

### EDMONTON OILERS ROOKIE LEADERS

Category	Player	Value	Season
Games Played	Rem Murray	82	1996-97
	Andrew Cogliano	82	2007-08
	Tom Gilbert	82	2007-08
Goals	Jason Arnott	33	1993-94
Assists	Jari Kurri	43	1980-81
Points	Jari Kurri	75	1980-81
Goals By	Tom Gilbert	13	2007-08
Defenceman	Paul Coffey	9	1980-81
	Marc-Andre Bergeron	9	2003-04
	Paul Coffey	23	1980-81
Assists By			
Defenceman			
Points By	Tom Gilbert	33	2007-08
Defenceman			
Penalty Minutes	Kelly Buchberger	234	1988-89
Powerplay Goals	Glenn Anderson	10	1980-81
	Jason Arnott	10	1993-94
	David Oliver	10	1994-95
	Glenn Anderson	3	1980-81
Shorthanded Goals	Mats Lindgren	3	1996-97
Game Winning Goals	Dave Lumley	6	1979-80
Game Tying Goals	Glenn Anderson	2	1980-81
	Jari Kurri	2	1980-81
	Martin Gelinias	2	1989-90
	Sam Gagner	4	2007-08
Shootout			
Deciding Goals	Jari Kurri	3	1980-81
Hat Tricks	Steve Smith	+30	1985-86
Plus/Minus	Jari Kurri	+202	1980-81
Shots on Goal	Brent Grieve	24.5	1993-94
Shooting Percentage			

### ROOKIE GOALTENDERS

GOALTENDERS	SEASON	GP	MINS	GA	EN	GAA.	SO	W-L-T	PCT.	SHA	SPCT.
Don Cutts	1979-80	6	269	16	1	3.57	0	1-2-1	.375	-	-
Bob Dupuis	1979-80	1	60	4	1	4.00	0	0-1-0	.000	-	-
Andy Moog	1980-81	7	313	20	0	3.83	0	3-3-0	.500	-	-
Grant Fuhr	1981-82	48	2847	157	2	3.31	0	28-5-14	.745	-	-
Andy Moog	1981-82	8	399	32	2	4.81	0	3-5-0	.375	-	-
Daryl Reaugh	1984-85	1	60	5	1	5.00	0	0-1-0	.000	35	.853
Mike Zanier	1984-85	3	185	12	0	3.89	0	1-1-1	.500	100	.880
Daryl Reaugh	1987-88	6	176	14	0	4.77	0	1-1-0	.500	114	.877
Randy Exelby	1989-90	1	60	5	1	5.00	0	0-1-0	.000	30	.833
Mike Greenlay	1989-90	1	20	4	0	12.00	0	0-0-0	.000	17	.765
Fred Brathwaite	1993-94	19	982	58	0	3.54	0	3-10-3	.281	523	.889
Fred Brathwaite	1994-95	14	601	40	1	3.99	0	2-5-1	.313	292	.863
Joaquin Gage	1994-95	2	99	7	0	4.24	0	0-2-0	.000	40	.825
Joaquin Gage	1995-96	16	717	45	1	3.77	0	2-8-1	.227	350	.871
Steve Passmore	1998-99	6	362	17	1	2.82	0	1-4-1	.250	183	.907
Mike Minard	1999-00	1	60	3	0	3.00	0	1-0-0	1.000	36	.917
Ty Conklin	2001-02	4	148	4	0	1.62	0	2-0-0	1.000	66	.93
Jeff Drouin-Deslauriers	2008-09	8	420	25	0	3.57	0	3-2-0	.375	225	.889
Devan Dubnyk	2009-10	19	1075	64	0	3.57	0	4-10-2	.211	579	.889

### TOP ROOKIE SEASONS

GAMES PLAYED	Player	Season	Assists	Player	Season	Penalty Minutes	Player	Season
1. Rem Murray	82	1996-97	3. Glenn Anderson	30	1980-81	11. Kelly Buchberger	234	1988-89
Andrew Cogliano	82	2007-08	4. Dave Lumley	20	1979-80	2. Sean Brown	188	1998-99
Tom Gilbert	82	2007-08	5. Raimo Summanen	19	1985-86	3. Steve Smith	166	1985-86
4. Dave Lumley	80	1979-80	6. Miroslav Satan	18	1995-96	4. Dave Lumley	138	1979-80
Randy Gregg	80	1982-83	Andrew Cogliano	18	2007-08	5. Paul Coffey	130	1980-81
6. Mike Grier	79	1996-97	Ryan Nugent-Hopkins	18	2011-12	6. Jeff Beukeboom	124	1986-87
Sam Gagner	79	2007-08	9. Martin Gelinias	17	1989-90	Louie DeBrusk	124	1991-92
8. Jason Arnott	78	1993-94	10. David Oliver	16	1994-95	8. Zack Stortini	105	2006-07
9. Ladislav Smid	77	2006-07			9. Jason Arnott	104	1993-94	
10. Jari Kurri	75	1980-81			10. Brad Winchester	86	2006-07	
11. Paul Coffey	74	1980-81			11. Kelly Buchberger	81	1987-88	
Jaroslav Pouzar	74	1982-83			12. Kirk Maltby	74	1993-94	
Geoff Smith	74	1989-90						
14. Raimo Summanen	73	1985-86						
Dan McGillis	73	1996-97						
Tom Poti	73	1998-99						

### GOALS

1. Jason Arnott	33	1993-94
2. Jari Kurri	32	1980-81





## EDMONTON OILERS MULTIPLE POINT GAMES

ALL-TIME LEADERS	GOALS				ASSISTS				POINTS				TOT	GAMES					
	2	3	4	5	2	3	4	5	6	7	2	3			4	5	6	7	8
Gretzky, W.....	94	30	9	4	181	93	39	8	1	3	171	143	79	57	14	6	2	472	696
Messier, M.....	57	10	3	0	118	35	5	0	1	0	185	88	24	2	1	0	0	300	851
Kurri, J.....	84	18	1	1	84	28	9	1	0	0	160	91	31	10	4	0	0	296	754
Anderson, G.....	55	17	3	0	87	11	3	0	0	0	147	68	19	4	2	0	0	240	845
Coffey, P.....	36	3	1	0	82	27	3	1	1	0	97	63	4	8	1	0	1	174	532
Weight, D.....	19	1	0	0	67	15	3	0	0	0	116	27	7	1	0	0	0	151	588
Smyth, R.....	34	5	0	0	37	8	0	0	0	0	97	31	5	0	0	0	0	133	852
Tikkanen, E.....	25	5	0	0	42	9	1	0	0	0	66	32	5	2	0	0	0	105	522
Hemsky, A.....	7	1	0	0	48	10	1	0	0	0	75	12	6	1	0	0	0	94	512
Simpson, C.....	27	2	0	0	23	5	0	0	0	0	68	20	4	0	0	0	0	92	419
Horcoff, S.....	8	1	0	0	41	3	1	0	0	0	62	23	5	0	0	0	0	82	718
Huddy, C.....	3	0	0	0	43	6	1	0	0	0	55	13	2	0	0	0	0	70	694
Marchant, T.....	13	0	0	0	22	1	0	0	0	0	53	8	2	0	0	0	0	63	678
Krushelnyski, M...9	1	0	0	0	15	2	1	0	0	0	43	10	3	0	0	0	0	56	290
Lowe, K.....	1	0	0	0	28	5	0	1	0	0	45	7	0	0	1	0	0	53	1037
Arnott, J.....	16	2	0	0	18	3	0	0	0	0	38	11	2	1	0	0	0	52	286
Linseman, K.....4	1	0	0	0	17	6	0	0	0	0	42	7	2	0	0	0	0	51	202
Hunter, D.....	5	0	0	0	26	2	0	0	0	0	43	7	1	0	0	0	0	51	653
MacTavish, C.....11	2	0	0	0	6	4	0	0	0	0	39	9	3	0	0	0	0	51	701
Klima, P.....	16	3	0	0	15	0	0	0	0	0	36	11	1	1	0	0	0	49	274
Smith, S.....	2	0	0	0	26	4	2	0	0	0	35	8	3	0	0	0	0	46	385
Lumley, D.....	7	2	0	0	16	4	1	0	0	0	35	5	3	2	1	0	0	46	386
Callighen, B.....9	0	0	0	0	17	3	0	0	0	0	31	12	0	0	0	0	0	43	160
Ciger, Z.....	6	0	0	0	18	1	1	0	0	0	33	7	1	0	0	0	0	41	204
Siltanen, R.....	3	1	0	0	20	5	1	0	0	0	29	11	1	0	0	0	0	41	206
Carter, A.....	13	0	0	0	11	0	0	0	0	0	33	8	0	0	0	0	0	41	211
Guerin, B.....	16	0	0	0	10	2	0	0	0	0	36	4	1	0	0	0	0	41	211
Murphy, J.....	7	1	0	0	16	1	0	0	0	0	32	6	3	0	0	0	0	41	222
MacDonald, B.....8	4	0	0	0	10	3	0	0	0	0	24	6	6	0	0	0	0	36	131
MacAmmond, D.....5	0	0	0	0	16	1	0	0	0	0	30	6	0	0	0	0	0	36	303
Corson, S.....	5	1	0	0	17	2	0	0	0	0	29	5	1	0	0	0	0	35	192

TEAM TOTALS	GOALS				ASSISTS				POINTS				TOT					
	2	3	4	5	2	3	4	5	6	7	2	3		4	5	6	7	8
1979-80	37	7	0	0	60	13	3	0	0	1	123	37	13	2	2	1	0	178
1980-81	30	10	1	1	76	21	6	0	0	0	129	47	16	5	1	1	0	199
1981-82	51	10	3	1	110	32	5	0	0	0	171	65	21	13	2	1	0	273
1982-83	56	9	1	0	105	23	5	2	0	0	181	58	20	6	3	0	0	278
1983-84	52	14	5	2	109	34	2	3	1	0	162	82	20	14	3	1	2	284
1984-85	58	16	1	1	108	24	11	0	0	0	170	60	25	12	5	0	0	272
1985-86	60	13	1	0	98	28	13	3	2	2	150	80	27	11	7	2	1	278
1986-87	50	6	1	0	80	26	4	1	0	0	141	66	16	10	0	0	0	233
1987-88	40	8	1	1	96	20	8	2	0	0	146	55	21	8	1	0	0	231
1988-89	46	5	2	0	78	23	6	0	0	0	131	40	21	5	1	0	0	198
1989-90	36	6	1	0	74	11	4	0	0	0	139	44	9	2	0	0	0	194
1990-91	28	5	0	0	61	12	2	0	0	0	107	38	7	1	0	0	0	153
1991-92	27	1	1	0	60	8	0	0	0	0	129	25	5	1	0	0	0	160
1992-93	22	1	0	0	40	6	0	0	0	0	103	11	1	0	0	0	0	115
1993-94	25	2	0	0	58	8	1	0	0	0	106	27	5	0	0	0	0	138
1994-95	12	2	0	0	34	2	2	0	0	0	60	10	1	0	0	0	0	71
1995-96	21	2	0	0	54	10	0	0	0	0	99	26	3	1	0	0	0	129
1996-97	23	4	0	0	39	6	0	0	0	0	87	20	4	0	0	0	0	111
1997-98	15	0	0	0	38	3	1	0	0	0	89	12	2	0	0	0	0	103
1998-99	25	2	0	0	37	3	1	0	0	0	82	15	2	0	0	0	0	99
1999-00	16	4	1	0	45	6	0	0	0	0	91	15	3	1	0	0	0	110
2000-01	20	2	0	0	34	5	2	0	0	0	95	16	2	1	0	0	0	114
2001-02	17	0	0	0	40	5	0	0	0	0	79	12	2	0	0	0	0	93
2002-03	20	1	0	0	40	3	0	0	0	0	93	17	2	0	0	0	0	112
2003-04	15	0	0	0	38	2	0	0	0	0	98	11	0	0	0	0	0	109
2005-06	22	2	0	0	64	6	2	0	0	0	111	20	5	0	0	0	0	136
2006-07	17	1	0	0	38	6	0	0	0	0	74	11	5	0	0	0	0	90
2007-08	16	0	0	0	44	5	0	0	0	0	97	12	1	0	0	0	0	110
2008-09	10	3	0	0	50	9	0	0	0	0	98	15	4	0	0	0	0	117
2009-10	14	0	0	0	34	4	1	0	0	0	85	9	3	2	0	0	0	99
2010-11	7	1	0	0	39	2	1	0	0	0	83	9	1	0	0	0	0	93
2011-12	14	4	1	0	38	6	1	1	0	0	77	15	5	1	0	0	1	99

ALL-TIME 895 140 20 6 1880 370 80 12 3 3 3503 981 271 96 25 6 4 4886

**NOTE:** Each column represents only the number of games in which the exact number of goals, assists or points were scored. For example, the two-goal column only indicates the number of games in which the player scored exactly two goals and does not include his three-or-more goal games.

## 2011 - 12 MULTIPLE POINT GAMES

2011-12 PLAYERS	GOALS				ASSISTS					POINTS							
	2	3	4	TOTAL	2	3	4	5	TOTAL	2	3	4	5	6	7	8	TOTAL
Cam Barker.....																	
Eric Belanger.....																	
Ben Eager.....																	
Jordan Eberle.....	4			4	8	2			10	15	3	2					20
Sam Gagner.....	3		1	4	2		1		3	4	3					1	8
x-Tom Gilbert.....					1	1			2	1		1					2
Taylor Hall.....	1	1		2	3	1			4	11	1	1					13
Teemu Hartikainen....	1			1	1				1	2							2
Ales Hemsky.....		1		1	5				5	7		1					8
Shawn Horcoff.....	1			1	3	1			4	4	3						7
Darcy Hordichuk.....																	
Ryan Jones.....		1		1	1				1	2	2						4
Anton Lander.....																	
Ryan Nugent-Hopkins..	2	1		3	4			1	5	9	1		1				11
Linus Omark.....																	
Magnus Paajarvi.....										1							1
Theo Peckham.....																	
Lennart Petrell.....										1							1
Jeff Petry.....					1	1			2	2	1						3
Corey Potter.....					2				2	2							2
Ladislav Smid.....										1							1
Ryan Smyth.....	2			2	4				4	11	1						12
Andy Sutton.....					1				1	1							1
Ryan Whitney.....					2				2	3							3
<b>TOTAL</b>				<b>19</b>					<b>46</b>								<b>99</b>

\* - no longer with team

## RECORD WHEN PLAYER RECORDS MULTIPLE POINT GAMES

PLAYER	MG GAME	MA GAME	MP GAME
Cam Barker			
Eric Belanger			
Ben Eager			
Jordan Eberle	3-1-0	9-0-1	14-4-2
Sam Gagner	3-1-0	2-1-0	5-3-0
x-Tom Gilbert		2-0-0	2-0-0
Taylor Hall	2-0-0	2-2-0	9-3-1
Teemu Hartikainen	1-0-0	1-0-0	2-0-0
Ales Hemsky	1-0-0	2-2-1	5-3-1
Shawn Horcoff	1-0-0	4-0-0	6-1-0
Darcy Hordichuk			
Ryan Jones	1-0-0	1-0-0	2-2-0
Anton Lander			
Ryan Nugent-Hopkins	2-1-0	5-0-0	9-1-1
Linus Omark			
Magnus Paajarvi			1-0-0
Theo Peckham			
Lennart Petrell			1-0-0
Jeff Petry		2-0-0	2-1-0
Corey Potter		1-1-0	1-1-0
Ladislav Smid		1-0-0	1-0-0
Ryan Smyth	1-1-0	4-0-0	10-2-0
Andy Sutton		1-0-0	1-0-0
Ryan Whitney		2-0-0	3-0-0

## EDMONTON OILERS 20 GOAL SEASONS BY PLAYER (1979-80 TO 2011-12)

PLAYER	GOALS									TOT
	20	30	40	50	60	70	80	90		
Glenn Anderson	1	5	2	2	-	-	-	-	10	
Jari Kurri	-	3	3	2	1	1	-	-	10	
Mark Messier	2	5	2	1	-	-	-	-	10	
Wayne Gretzky	-	-	1	3	1	2	1	1	9	
Ryan Smyth	4	4	-	-	-	-	-	-	8	
Craig Simpson	3	2	1	-	-	-	-	-	6	
Doug Weight	6	-	-	-	-	-	-	-	6	
Paul Coffey	2	1	2	-	-	-	-	-	5	
Esa Tikkanen	2	3	-	-	-	-	-	-	5	
Petr Klima	2	1	1	-	-	-	-	-	4	
Craig MacTavish	4	-	-	-	-	-	-	-	4	
Pat Hughes	3	-	-	-	-	-	-	-	3	
Jason Arnott	1	1	-	-	-	-	-	-	2	
Brett Callighen	2	-	-	-	-	-	-	-	2	
Anson Carter	2	-	-	-	-	-	-	-	2	
Zdeno Ciger	1	1	-	-	-	-	-	-	2	
Mike Comrie	1	1	-	-	-	-	-	-	2	
Mike Grier	2	-	-	-	-	-	-	-	2	
Bill Guerin	1	1	-	-	-	-	-	-	2	
Matti Hagman	2	-	-	-	-	-	-	-	2	
Ales Hemsky	2	-	-	-	-	-	-	-	2	
Shawn Horcoff	2	-	-	-	-	-	-	-	2	
Mike Krushelnyski	1	-	1	-	-	-	-	-	2	
Dave Lumley	1	1	-	-	-	-	-	-	2	
Joe Murphy	1	1	-	-	-	-	-	-	2	
Dustin Penner	1	1	-	-	-	-	-	-	2	
Taylor Hall	2	-	-	-	-	-	-	-	2	
Raffi Torres	2	-	-	-	-	-	-	-	2	
Kelly Buchberger	1	-	-	-	-	-	-	-	1	
Jimmy Carson	-	-	1	-	-	-	-	-	1	
Shayne Corson	1	-	-	-	-	-	-	-	1	
Mariusz Czerkawski	1	-	-	-	-	-	-	-	1	
Vincent Damphousse	-	1	-	-	-	-	-	-	1	
Jordan Eberle	-	1	-	-	-	-	-	-	1	
Martin Gelinas	1	-	-	-	-	-	-	-	1	
Charlie Huddy	1	-	-	-	-	-	-	-	1	
Dave Hunter	1	-	-	-	-	-	-	-	1	
Andrei Kovalenko	-	1	-	-	-	-	-	-	1	
Willy Lindstrom	1	-	-	-	-	-	-	-	1	
Ken Linseman	-	1	-	-	-	-	-	-	1	
Blair MacDonald	-	-	1	-	-	-	-	-	1	
Todd Marchant	1	-	-	-	-	-	-	-	1	
Scott Mellanby	1	-	-	-	-	-	-	-	1	
Ethan Moreau	1	-	-	-	-	-	-	-	1	
Rem Murray	1	-	-	-	-	-	-	-	1	
Mark Napier	1	-	-	-	-	-	-	-	1	
Bernie Nicholls	1	-	-	-	-	-	-	-	1	
David Oliver	1	-	-	-	-	-	-	-	1	
Alex Selivanov	1	-	-	-	-	-	-	-	1	
Anatoli Semenov	1	-	-	-	-	-	-	-	1	
Sheldon Souray	1	-	-	-	-	-	-	-	1	
Jarret Stoll	1	-	-	-	-	-	-	-	1	
Petr Sykora	1	-	-	-	-	-	-	-	1	
Stan Weir	-	1	-	-	-	-	-	-	1	
Mike York	1	-	-	-	-	-	-	-	1	
<b>TOTALS (55 Players)</b>	74	36	15	8	2	3	1	1	139	

## EDMONTON OILERS 20 GOAL SEASONS BY SEASON (1979-80 TO 2011-12)

SEASON	GOALS								TOT
	20	30	40	50	60	70	80	90	
1979-80	2	1	1	1	-	-	-	-	5
1980-81	3	2	-	1	-	-	-	-	6
1981-82	3	3	-	1	-	-	-	1	8
1982-83	3	1	3	-	-	1	-	-	8
1983-84	3	1	1	2	-	-	1	-	8
1984-85	1	1	2	-	-	2	-	-	6
1985-86	2	1	1	2	1	-	-	-	7
1986-87	1	3	-	1	1	-	-	-	6
1987-88	2	2	3	-	-	-	-	-	7
1988-89	1	3	2	-	-	-	-	-	6
1989-90	3	3	1	-	-	-	-	-	7
1990-91	4	1	1	-	-	-	-	-	6
1991-92	6	2	-	-	-	-	-	-	8
1992-93	1	1	-	-	-	-	-	-	2
1993-94	3	1	-	-	-	-	-	-	4
1994-95	-	-	-	-	-	-	-	-	0
1995-96	3	1	-	-	-	-	-	-	4
1996-97	2	2	-	-	-	-	-	-	4
1997-98	2	-	-	-	-	-	-	-	2
1998-99	2	1	-	-	-	-	-	-	3
1999-00	4	-	-	-	-	-	-	-	4
2000-01	2	1	-	-	-	-	-	-	3
2001-02	1	1	-	-	-	-	-	-	2
2002-03	5	-	-	-	-	-	-	-	5
2003-04	3	-	-	-	-	-	-	-	3
2004-05	No Season – NHL Lockout								
2005-06	3	1	-	-	-	-	-	-	4
2006-07	1	1	-	-	-	-	-	-	2
2007-08	3	-	-	-	-	-	-	-	3
2008-09	2	-	-	-	-	-	-	-	2
2009-10	-	1	-	-	-	-	-	-	1
2010-11	1	-	-	-	-	-	-	-	1
2011-12	1	1	-	-	-	-	-	-	2
<b>TOTALS</b> <b>(32 Seasons)</b>	<b>73</b>	<b>36</b>	<b>15</b>	<b>8</b>	<b>2</b>	<b>3</b>	<b>1</b>	<b>1</b>	<b>139</b>



## EDMONTON OILERS 20 GOAL SEASONS

### 92 GOALS (1) (Oilers/NHL Record)

Wayne Gretzky# 1981-82

### 87 GOALS (1)

Wayne Gretzky# 1983-84

### 73 GOALS (1)

Wayne Gretzky# 1984-85

### 71 GOALS (2)

Wayne Gretzky# 1982-83

Jari Kurri 1984-85

### 68 GOALS (1)

Jari Kurri# 1985-86

### 62 GOALS (1)

Wayne Gretzky# 1986-87

### 55 GOALS (1)

Wayne Gretzky 1980-81

### 54 GOALS (3)

Glenn Anderson 1983-84

Glenn Anderson 1985-86

Jari Kurri 1986-87

### 52 GOALS (2)

Jari Kurri 1983-84

Wayne Gretzky 1985-86

### 51 GOALS (1)

Wayne Gretzky 1979-80

### 50 GOALS (1)

Mark Messier 1981-82

### 49 GOALS (1)

Jimmy Carson 1988-89

### 48 GOALS (3)

Glenn Anderson 1982-83

Mark Messier 1982-83

Paul Coffey (D) 1985-86

### 46 GOALS (1)

Blair MacDonald 1979-80

### 45 GOALS (2)

Jarri Kurri 1982-83

Mark Messier 1989-90

### 44 GOALS (1)

Jari Kurri 1988-89

### 43 GOALS (3)

Mike Krushelnyski 1984-85

Jari Kurri 1987-88

Craig Simpson 1987-88

### 42 GOALS (1)

Glenn Anderson 1984-85

### 40 GOALS (3)

Paul Coffey (D) 1983-84

Wayne Gretzky 1987-88

Petr Klima 1990-91

### 39 GOALS (1)

Ryan Smyth 1996-97

### 38 GOALS (3)

Glenn Anderson 1981-82

Glenn Anderson 1987-88

Vincent Damphousse 1991-92

### 37 GOALS (4)

Mark Messier 1983-84

Paul Coffey (D) 1984-85

Mark Messier 1986-87

Mark Messier 1987-88

### 36 GOALS (1)

Ryan Smyth 2005-06

### 35 GOALS (4)

Mark Messier 1985-86

Glenn Anderson 1986-87

Craig Simpson 1988-89

Joe Murphy 1991-92

### 34 GOALS (3)

Esa Tikkanen 1986-87

Glenn Anderson 1989-90

Jordan Eberle 2011-12

### 33 GOALS (6)

Stan Weir 1979-80

Ken Linseman 1982-83

Mark Messier 1988-89

Jari Kurri 1989-90

Jason Arnott (R) 1993-94

Mike Comrie 2001-02

### 32 GOALS (6)

Jari Kurri (R) 1980-81

Jari Kurri 1981-82

Dave Lumley 1981-82

Petr Klima 1992-93

Andrei Kovalenko 1996-97

Dustin Penner 2009-10

### 31 GOALS (4)

Esa Tikkanen 1988-89

Zdeno Ciger 1995-96

Ryan Smyth 2000-01

Ryan Smyth 2006-07

### 30 GOALS (4)

Glenn Anderson (R) 1980-81

Esa Tikkanen 1989-90

Craig Simpson 1990-91

Bill Guerin 1998-99

**29 GOALS (3)**

Paul Coffey (D)	1981-82
Paul Coffey (D)	1982-83
Craig Simpson	1989-90

**28 GOALS (3)**

Jason Arnott	1995-96
Ryan Smyth	1999-00
Anson Carter	2001-02

**27 GOALS (7)**

Pat Hughes	1983-84
Joe Murphy	1990-91
Esa Tikkanen	1990-91
Alex Selivanov	1999-00
Ryan Smyth	2002-03
Raffi Torres	2005-06
Taylor Hall	2011-12

**26 GOALS (2)**

Mariusz Czerkawski	1996-97
Doug Weight	1997-98

**25 GOALS (7)**

Brett Callighen	1980-81
Pat Hughes	1982-83
Petr Klima	1989-90
Shayne Corson	1993-94
Doug Weight	1995-96
Doug Weight	2000-01
Anson Carter	2002-03

**24 GOALS (7)**

Pat Hughes	1981-82
Mark Napier	1985-86
Glenn Anderson	1990-91
Craig Simpson	1991-92
Craig Simpson	1992-93
Doug Weight	1993-94
Bill Guerin	1999-00

**23 GOALS (10)**

Brett Callighen	1979-80
Mark Messier	1980-81
Mark Messier	1984-85
Craig MacTavish	1985-86
Esa Tikkanen	1987-88
Scott Mellanby	1991-92
Ryan Smyth	2003-04
Dustin Penner	2007-08
Ales Hemsy	2008-09
Sheldon Sourary (D)	2008-09

**22 GOALS (8)**

Dave Hunter	1983-84
Willy Lindstrom	1983-84
Zdeno Ciger	1993-94
Mike York	2002-03
Shawn Horcoff	2005-06
Jarret Stoll	2005-06
Petr Sykora	2006-07
Taylor Hall (R)	2010-11

**21 GOALS (8)**

Matti Hagman	1981-82
Craig MacTavish	1988-89
Craig MacTavish	1989-90
Petr Kliima	1991-92
Doug Weight	1996-97
Rem Murray	1998-99
Doug Weight	1999-00
Shawn Horcoff	2007-08

**20 GOALS (18)**

Dave Lumley (R)	1979-80
Matti Hagman	1980-81
Charlie Huddy (D)	1982-83
Craig MacTavish	1986-87
Mike Krushelnyski	1987-88
Martin Gelinas	1990-91
Kelly Buchberger	1991-92
Bernie Nicholls	1991-92
Anatoli Semenov	1991-92
David Oliver	1995-96
Ryan Smyth	1997-98
Mike Grier	1998-99
Mike Grier	2000-01
Mike Comrie	2002-03
Todd Marchant	2002-03
Ethan Moreau	2003-04
Raffi Torres	2003-04
Ales Hemsy	2007-08

(D) - Defenceman

(R) - Rookie

# - NHL Leader



## EDMONTON OILERS THREE-OR-MORE GOAL GAMES (1979-80 TO 2011-12)

PLAYER	REGULAR SEASON			TOTAL	PLAYOFFS			OVERALL			TOTAL
	3	4	5		3	4	TOTAL	3	4	5	
Wayne Gretzky	30	9	4	43	5	2	7	35	11	4	50
Jari Kurri	18	1	1	20	5	2	7	23	3	1	27
Glenn Anderson	17	3	0	20	1	1	2	18	4	0	22
Mark Messier	10	3	0	13	2	1	3	12	4	0	18
Esa Tikkanen	5	0	0	5	3	0	3	8	0	0	8
Ryan Smyth	5	0	0	5	0	0	0	5	0	0	5
Paul Coffey	3	1	0	4	0	0	0	3	1	0	4
Petr Klima	3	0	0	3	1	0	1	4	0	0	4
Blair MacDonald	4	0	0	4	0	0	0	4	0	0	4
Alex Selivanov	2	1	0	3	0	0	0	2	1	0	3
Jason Arnott	2	0	0	2	0	0	0	2	0	0	2
Mariusz Czerkawski	2	0	0	2	0	0	0	2	0	0	2
Sam Gagner	1	1	0	2	0	0	0	1	1	0	2
Taylor Hall	2	0	0	2	0	0	0	2	0	0	2
Dave Lumley	2	0	0	2	0	0	0	2	0	0	2
Craig MacTavish	2	0	0	2	0	0	0	2	0	0	2
Joe Murphy	1	0	0	1	1	0	1	2	0	0	2
Craig Simpson	2	0	0	2	0	0	0	2	0	0	2
Doug Weight	1	0	0	1	1	0	1	2	0	0	2
Don Ashby	1	0	0	1	0	0	0	1	0	0	1
Marc-Andre Bergeron	1	0	0	1	0	0	0	1	0	0	1
Kelly Buchberger	1	0	0	1	0	0	0	1	0	0	1
Jimmy Carson	1	0	0	1	0	0	0	1	0	0	1
Erik Cole	1	0	0	1	0	0	0	1	0	0	1
Shayne Corson	1	0	0	1	0	0	0	1	0	0	1
Geoff Courtinall	1	0	0	1	0	0	0	1	0	0	1
Vincent Damphousse	0	1	0	1	0	0	0	0	1	0	1
Boyd Devereaux	1	0	0	1	0	0	0	1	0	0	1
Martin Gelinas	1	0	0	1	0	0	0	1	0	0	1
Adam Graves	1	0	0	1	0	0	0	1	0	0	1
Mike Grier	1	0	0	1	0	0	0	1	0	0	1
Brent Grieve	1	0	0	1	0	0	0	1	0	0	1
Dave Hannan	1	0	0	1	0	0	0	1	0	0	1
Ales Hemsy	1	0	0	1	0	0	0	1	0	0	1
Shawn Horcoff	1	0	0	1	0	0	0	1	0	0	1
Pat Hughes	0	0	1	1	0	0	0	0	0	1	1
Ryan Jones	1	0	0	1	0	0	0	1	0	0	1
Mike Krushelnyski	1	0	0	1	0	0	0	1	0	0	1
Normand Lacombe	1	0	0	1	0	0	0	1	0	0	1
Georges Laraque	1	0	0	1	0	0	0	1	0	0	1
Willy Lindstrom	1	0	0	1	0	0	0	1	0	0	1
Ken Linseman	1	0	0	1	0	0	0	1	0	0	1
Ethan Moreau	1	0	0	1	0	0	0	1	0	0	1
Rem Murray	1	0	0	1	0	0	0	1	0	0	1
Ryan Nugent-Hopkins	1	0	0	1	0	0	0	1	0	0	1
David Oliver	1	0	0	1	0	0	0	1	0	0	1
Fernando Pisani	1	0	0	1	0	0	0	1	0	0	1
Dave Semenko	1	0	0	1	0	0	0	1	0	0	1
Gord Sherven	1	0	0	1	0	0	0	1	0	0	1
Risto Siltanen	1	0	0	1	0	0	0	1	0	0	1
Bill Guerin	0	0	0	0	1	0	1	1	0	0	1
<b>TOTALS</b>	<b>141</b>	<b>20</b>	<b>6</b>	<b>167</b>	<b>20</b>	<b>6</b>	<b>26</b>	<b>161</b>	<b>26</b>	<b>6</b>	<b>193</b>

## ACTIVE OILERS THREE-OR-MORE GOAL GAMES

### REGULAR SEASON

PLAYER	DATE	OPPONENT	GOALTENDER(S)
Ryan Nugent-Hopkins	October 15, 2011	vs Vancouver	Roberto Luongo
Taylor Hall	November 19, 2011	vs Chicago	Ray Emery
Ryan Jones	December 2, 2011	vs Columbus	Curtis Sanford
Sam Gagner	February 2, 2012	vs Chicago	Corey Crawford
Ales Hemsy	March 20, 2012	at Nashville	Anders Lindback
Taylor Hall	February 19, 2011	vs Atlanta	Chris Mason
Sam Gagner	March 19, 2009	at Colorado	Peter Budaj
Shawn Horcoff	January 10, 2006	at Pittsburgh	Marc-Andre Fleury

## EDMONTON OILERS ALL-TIME THREE-OR-MORE GOAL GAMES (1979-80 TO 2011-12)

TOTAL: 167 (141 3-GOAL GAMES, 20 4-GOAL GAMES, 6 5-GOAL GAMES)

NOTE: In the NO column, the first number indicates the number of hat tricks scored in that season and the second number indicates the player's career total.

PLAYER	NO	GOALS	DATE	OPPONENT	GOALTENDER(S)
<b>1979-80 (7; 7 3-Goal Games)</b>					
1. Blair MacDonald	1-1	3	October 19, 1979	vs Quebec	Michel Dion
2. Blair MacDonald	2-2	3	January 19, 1980	at Pittsburgh	Greg Millen
3. Blair MacDonald	3-3	3	January 26, 1980	vs Toronto	Paul Harrison (2), Vincent Tremblay (1)
4. Wayne Gretzky	1-1	3	February 1, 1980	vs Winnipeg	Pierre Hamel (2), Markus Mattsson (1)
5. Blair MacDonald	4-4	3	February 15, 1980	vs Washington	Wayne Stephenson
6. Wayne Gretzky	2-2	3	March 21, 1980	vs Pittsburgh	Greg Millen
7. Don Ashby	1-1	3	March 29, 1980	at Toronto	Mike Palmateer
<b>1980-81 (12; 10 3-Goal Games, 1 4-Goal Game, 1 5-Goal Game)</b>					
8. Dave Semenko	1-1	3	October 19, 1980	at NY Rangers	Wayne Thomas (2), ENG (1)
9. Jari Kurri	1-1	3	November 26, 1980	vs Chicago	Tony Esposito
10. Wayne Gretzky	1-3	3	December 23, 1980	at Los Angeles	Doug Keans
11. Jari Kurri	2-2	3	January 11, 1981	at Quebec	Ron Grahame
12. Jari Kurri	3-3	3	January 28, 1981	vs Montreal	Richard Sevigny
13. Wayne Gretzky	2-4	3	February 6, 1981	vs Winnipeg	Pierre Hamel
14. Wayne Gretzky	3-5	5	February 18, 1981	vs St. Louis	Mike Liut (3), Ed Staniowski (2)
15. Glenn Anderson	1-1	3	February 21, 1981	at Winnipeg	Markus Mattsson
16. Wayne Gretzky	4-6	4	March 7, 1981	at Philadelphia	Rick St. Croix
17. Mark Messier	1-1	3	March 16, 1981	vs Pittsburgh	Greg Millen
18. Glenn Anderson	2-2	3	March 25, 1981	at Hartford	Mike Veisor (2), ENG (1)
19. Risto Siltanen	1-1	3	April 4, 1981	vs Winnipeg	Markus Mattsson
<b>1981-82 (14; 10 3-Goal Games, 3 4-Goal Games, 1 5-Goal Game)</b>					
20. Wayne Gretzky	1-7	4	October 31, 1981	vs Quebec	Dan Bouchard (1), Michel Plasse (3)
21. Glenn Anderson	1-3	3	November 23, 1981	vs Detroit	Gilles Gilbert
22. Wayne Gretzky	2-8	4	November 25, 1981	vs Los Angeles	Jim Rutherford
23. Mark Messier	1-2	3	December 2, 1981	at Quebec	Dan Bouchard
24. Wayne Gretzky	3-9	3	December 19, 1981	vs Minnesota	Gilles Meloche
25. Dave Lumley	1-1	3	December 19, 1981	vs Minnesota	Gilles Meloche (2), ENG (1)
26. Wayne Gretzky	4-10	4	December 27, 1981	vs Los Angeles	Mario Lessard
27. Wayne Gretzky	5-11	5	December 30, 1981	vs Philadelphia	Pete Peeters (4), ENG (1)
28. Wayne Gretzky	6-12	3	January 20, 1982	vs St. Louis	Gary Edwards
29. Wayne Gretzky	7-13	3	January 31, 1982	vs Philadelphia	Rick St. Croix
30. Mark Messier	2-3	3	February 17, 1982	vs Minnesota	Don Beaupre
31. Wayne Gretzky	8-14	3	February 19, 1982	vs Hartford	Greg Millen
32. Wayne Gretzky	9-15	3	February 24, 1982	at Buffalo	Don Edwards
33. Wayne Gretzky	10-16	3	March 17, 1982	vs Pittsburgh	Michel Dion
<b>1982-83 (10; 9 3-Goal Games, 1 4-Goal Game)</b>					
34. Wayne Gretzky	1-17	3	November 21, 1982	vs Quebec	Clint Malarchuk
35. Paul Coffey	1-1	3	December 11, 1982	at Minnesota	Don Beaupre
36. Jari Kurri	1-4	3	December 17, 1982	vs New Jersey	Glenn Resch (2), Shawn McKenzie (1)
37. Mark Messier	1-4	4	December 19, 1982	vs Montreal	Richard Sevigny (3), ENG (1)
38. Glenn Anderson	1-4	3	December 22, 1982	vs Minnesota	Don Beaupre
39. Glenn Anderson	2-5	3	January 7, 1983	vs Pittsburgh	Denis Herron
40. Mark Messier	2-5	3	January 19, 1983	vs Vancouver	Richard Brodeur
41. Ken Linseman	1-1	3	February 19, 1983	at Pittsburgh	Denis Herron (2), Nick Ricci (1)
42. Jari Kurri	2-5	3	March 5, 1983	at Toronto	Mike Palmateer
43. Wayne Gretzky	2-18	3	March 8, 1983	at Hartford	Mike Veisor





PLAYER	NO	GOALS	DATE	OPPONENT	GOALTENDER(S)
<b>1983-84 (21; 14 3-Goal Games, 5 4-Goal Games, 2 5-Goal Games)</b>					
44. Wayne Gretzky	1-19	4	November 6, 1983	at Winnipeg	Doug Soetaert (3), ENG (1)
45. Wayne Gretzky	2-20	3	November 12, 1983	at Detroit	Greg Stefan
46. Jari Kurri	1-6	5	November 19, 1983	vs New Jersey	Ron Low (2), Glenn Resch (3)
47. Wayne Gretzky	3-21	3	November 19, 1983	vs New Jersey	Ron Low (2), Glenn Resch (1)
48. Willy Lindstrom	1-1	3	November 19, 1983	vs New Jersey	Ron Low
49. Glenn Anderson	1-6	3	December 3, 1983	vs Los Angeles	Gary Laskowski
50. Wayne Gretzky	4-22	3	December 14, 1983	at NY Rangers	Glen Hanlon
51. Wayne Gretzky	5-23	3	December 21, 1983	vs Winnipeg	Brian Hayward (2), ENG (1)
52. Wayne Gretzky	6-24	4	January 4, 1984	vs Minnesota	Don Beaupre (2), Gilles Meloche (2)
53. Jari Kurri	2-7	3	January 4, 1984	vs Minnesota	Don Beaupre (2), Gilles Meloche (1)
54. Wayne Gretzky	7-25	3	January 7, 1984	vs Hartford	Greg Millen (2), ENG (1)
55. Wayne Gretzky	8-26	3	January 18, 1984	vs Vancouver	Richard Brodeur
56. Pat Hughes	1-1	5	February 3, 1984	vs Calgary	Reggie Lemelin (3), Don Edwards (2)
57. Wayne Gretzky	9-27	4	February 21, 1984	at St. Louis	Mike Liut
58. Wayne Gretzky	10-28	4	February 22, 1984	at Pittsburgh	Roberto Romano
59. Mark Messier	1-6	3	February 25, 1984	vs Toronto	Allan Bester
60. Jari Kurri	3-8	3	March 7, 1984	vs Chicago	Murray Bannerman
61. Jari Kurri	4-9	3	March 11, 1984	vs Vancouver	John Garrett
62. Mark Messier	2-7	3	March 11, 1984	vs Vancouver	John Garrett
63. Glenn Anderson	2-7	3	March 17, 1984	vs Los Angeles	Markus Mattsson
64. Glenn Anderson	3-8	4	March 21, 1984	vs Hartford	Greg Millen (3), ENG (1)
<b>1984-85 (18; 16 3-Goal Games, 1 4-Goal Game, 1 5-Goal Game)</b>					
65. Gord Sherven	1-1	3	October 14, 1984	vs Quebec	Richard Sevigny
66. Wayne Gretzky	1-29	3	October 18, 1984	at Minnesota	Don Beaupre
67. Jari Kurri	1-10	3	October 19, 1984	at Winnipeg	Brian Hayward
68. Glenn Anderson	1-9	3	November 2, 1984	vs Chicago	Murray Bannerman
69. Jari Kurri	2-11	3	November 9, 1984	at Washington	Pat Riggin
70. Wayne Gretzky	2-30	3	November 27, 1984	at Toronto	Ken Wregget
71. Jari Kurri	3-12	3	December 5, 1984	vs NY Islanders	Billy Smith
72. Wayne Gretzky	3-31	5	December 15, 1984	at St. Louis	Rick Wamsley (4), Mike Liut (1)
73. Paul Coffey	1-2	4	December 26, 1984	at Calgary	Reggie Lemelin
74. Wayne Gretzky	4-32	3	December 29, 1984	vs Detroit	Corrado Micalef
75. Wayne Gretzky	5-33	3	January 26, 1985	vs Pittsburgh	Denis Herron
76. Jari Kurri	4-13	3	January 29, 1985	at Calgary	Don Edwards
77. Mike Krushelnyski	1-1	3	February 2, 1985	vs NY Rangers	Glen Hanlon
78. Glenn Anderson	2-10	3	February 19, 1985	at Toronto	Ken Wregget (2), Tim Bernhardt (2)
79. Jari Kurri	5-14	3	February 19, 1985	at Toronto	Ken Wregget (2), Tim Bernhardt (1)
80. Glenn Anderson	3-11	3	March 20, 1985	vs Chicago	Warren Skorodenski
81. Paul Coffey	2-3	3	March 31, 1985	at Chicago	Warren Skorodenski
82. Wayne Gretzky	6-34	3	April 2, 1985	at Los Angeles	Bob Janecyk
<b>1985-86 (14; 13 3-Goal Games, 1 4-Goal Game)</b>					
83. Glenn Anderson	1-12	3	October 28, 1985	at Calgary	Reggie Lemelin
84. Wayne Gretzky	1-35	3	November 3, 1985	vs Toronto	Tim Bernhardt
85. Dave Lumley	1-2	3	November 8, 1985	vs Vancouver	Frank Caprice
86. Craig MacTavish	1-1	3	December 1, 1985	vs Calgary	Reggie Lemelin
87. Jari Kurri	1-15	3	December 7, 1985	vs Minnesota	Don Beaupre (1), Jon Casey (2)
88. Glenn Anderson	2-13	3	December 11, 1985	at Chicago	Murray Bannerman
89. Jari Kurri	2-16	3	December 11, 1985 (1), Bob Sauve (2)	at Chicago	Murray Bannerman
90. Paul Coffey	1-4	3	December 20, 1985	vs Los Angeles	Darren Eliot
91. Jari Kurri	3-17	4	December 20, 1985	vs Los Angeles	Darren Eliot

PLAYER	NO	GOALS	DATE	OPPONENT	GOALTENDER(S)
92. Wayne Gretzky	2-36	3	December 31, 1985	vs Philadelphia at Toronto	Bob Froese Tim Bernhardt
93. Wayne Gretzky	3-37	3	January 8, 1986	at Winnipeg	Brian Hayward
94. Mark Messier	1-8	3	February 26, 1986	at Los Angeles	Rollie Melanson
95. Glenn Anderson	3-14	3	March 9, 1986	vs Detroit	Greg Stefan (2), Eddie Mio (1)
96. Glenn Anderson	4-15	3	March 14, 1986		
<b>1986-87 (7; 6 3-Goal Games, 1 4-Goal Game)</b>					
97. Esa Tikkanen	1-1	3	October 15, 1986	vs Quebec	Clint Malarchuk
98. Jari Kurri	1-18	3	October 17, 1986	vs Detroit	Greg Stefan
99. Wayne Gretzky	1-38	3	October 24, 1986	vs Boston	Pat Riggan (2), Doug Keans (1)
100. Wayne Gretzky	2-39	3	November 22, 1986	vs Vancouver	Troy Gamble (2), ENG (1)
101. Esa Tikkanen	1-2	3	November 24, 1986	at Calgary	Mike Vernon
102. Wayne Gretzky	3-40	3	December 10, 1986	at Winnipeg	Daniel Berthiaume
103. Wayne Gretzky	4-41	4	December 17, 1986	vs Quebec	Richard Sevigny
<b>1987-88 (10; 8 3-Goal Games, 1 4-Goal Game, 1 5-Goal Game)</b>					
104. Glenn Anderson	1-16	3	October 11, 1987	at Los Angeles	Rollie Melanson (2), Glenn Healy (1)
105. Glenn Anderson	2-17	3	October 16, 1987	at Calgary	Mike Vernon (2), ENG (1)
106. Wayne Gretzky	1-42	3	November 4, 1987	vs NY Rangers	John Vanbiesbrouck
107. Craig Simpson	1-1	3	December 2, 1987	at Detroit	Glen Hanlon
108. Wayne Gretzky	2-43	5	December 6, 1987	vs Minnesota	Don Beaupre (4), Kari Takko (1)
109. Dave Hannan	1-1	3	January 25, 1988	at Pittsburgh	Frank Pietrangelo
110. Esa Tikkanen	1-3	3	February 3, 1988	vs New Jersey	Alain Chevrier
111. Mark Messier	1-9	3	February 14, 1988	vs Vancouver	Frank Caprice
112. Glenn Anderson	3-18	4	March 4, 1988	vs Philadelphia	Mark LaForest
113. Geoff Courtinall	1-1	3	March 15, 1988	vs Buffalo	Jacques Cloutier
<b>1988-89 (7; 5 3-Goal Games, 2 4-Goal Games)</b>					
114. Jari Kurri	1-19	3	November 8, 1988	at Pittsburgh	Steve Guenette
115. Esa Tikkanen	1-4	3	November 12, 1988	at Toronto	Allan Bester
116. Glenn Anderson	1-19	4	November 19, 1988	vs Toronto	Ken Wregget
117. Jimmy Carson	1-1	3	December 4, 1988	vs NY Rangers	Bob Froese
118. Jari Kurri	2-20	3	December 7, 1988	vs Quebec	Mario Gosselin
119. Mark Messier	1-10	4	February 21, 1989	vs Hartford	Mike Liut (3), ENG (1)
120. Craig Simpson	1-2	3	February 25, 1989	vs St. Louis	Greg Millen
<b>1989-90 (7; 6 3-Goal Games, 1 4-Goal Game)</b>					
121. Mark Messier	1-11	3	November 21, 1989	vs Vancouver	Kirk McLean
122. Normand Lacombe	1-1	3	November 25, 1989	at NY Islanders	Glenn Healy
123. Glenn Anderson	1-20	3	December 2, 1989	vs Minnesota	Jon Casey (2), Kari Takko (1)
124. Adam Graves	1-1	3	December 17, 1989	at Chicago	Alain Chevrier
125. Mark Messier	2-12	3	January 17, 1990	vs Winnipeg	Bob Essensa
126. Mark Messier	3-13	4	March 3, 1990	vs Philadelphia	Ron Hextall
127. Martin Gelinas	1-1	3	March 4, 1990	vs Vancouver	Kirk McLean (2), ENG (1)
<b>1990-91 (5; 5 3-Goal Games)</b>					
128. Esa Tikkanen	1-5	3	October 14, 1990	at Vancouver	Troy Gamble
129. Craig MacTavish	1-2	3	December 22, 1990	at Calgary	Mike Vernon
130. Petr Klima	1-1	3	January 30, 1991	vs Vancouver	Kirk McLean
131. Petr Klima	2-2	3	February 5, 1991	at Boston	Norm Foster
132. Petr Klima	3-3	3	March 31, 1991	vs Winnipeg	Rick Tabaracci
<b>1991-92 (2; 1 3-Goal Game, 1 4-Goal Game)</b>					
133. Vincent Damphousse	1-1	4	December 14, 1991	vs Winnipeg	Stephane Beauregard
134. Joe Murphy	1-1	3	January 13, 1992	at Minnesota	Jon Casey
<b>1992-93 (1; 1 3-Goal Game)</b>					
135. Kelly Buchberger	1-1	3	January 31, 1993	at Buffalo	Tom Draper
<b>1993-94 (2; 2 3-Goal Games)</b>					
136. Shayne Corson	1-1	3	November 15, 1993	at Toronto	Felix Potvin
137. Brent Grieve	1-1	3	February 25, 1994	vs Los Angeles	Robb Stauber



PLAYER	NO	GOALS	DATE	OPPONENT	GOALTENDER(S)
<b>1994-95 (2; 2 3-Goal Games)</b>					
138. Jason Arnott	1-1	3	March 20, 1995	vs Calgary	Andrei Trefilov
139. David Oliver	1-1	3	March 22, 1995	at Dallas	Andy Moog
<b>1995-96 (2; 2 3-Goal Games)</b>					
140. Doug Weight	1-1	3	November 20, 1995	vs Colorado	Stephane Fiset
141. Jason Arnott	1-2	3	March 23, 1996	at Montreal	Jocelyn Thibault
<b>1996-97 (4; 4 3-Goal Games)</b>					
142. Ryan Smyth	1-1	3	October 8, 1996	at Toronto	Felix Potvin (2), ENG (1)
143. Rem Murray	1-1	3	October 24, 1996	at Los Angeles	Stephane Fiset (2), Byron Dafoe (1)
144. Mariusz Czerkawski	1-1	3	November 7, 1996	vs Boston	Scott Bailey
145. Mariusz Czerkawski	2-2	3	February 19, 1997	vs Toronto	Felix Potvin
<b>1997-98 (0; None)</b>					
<b>1998-99 (2; 2 3-Goal Games)</b>					
146. Alexander Selivanov	1-1	3	February 17, 1999	at Anaheim	Guy Hebert (2), Dominic Roussel (1)
147. Mike Grier	1-1	3	March 20, 1999	vs Vancouver	Garth Snow
<b>1999-00 (5; 4 3-Goal Games, 1 4-Goal Game)</b>					
148. Alexander Selivanov	1-2	4	November 14, 1999	at Chicago	Steve Passmore
149. Georges Laraque	1-1	3	February 21, 2000	vs Los Angeles	Stephane Fiset
150. Ryan Smyth	1-2	3	March 13, 2000	at Atlanta	Norm Maracle
151. Boyd Devereaux	1-1	3	March 17, 2000	vs Ottawa	Patrick Lalime
152. Alexander Selivanov	2-3	3	April 8, 2000	at Calgary	Fred Brathwaite (1), Grant Fuhr (1), ENG (1)
<b>2000-01 (2; 2 3-Goal Games)</b>					
153. Ryan Smyth	1-3	3	November 14, 2000	vs St. Louis	Roman Turek (2), ENG (1)
154. Ryan Smyth	2-4	3	January 13, 2001	vs Ottawa	Patrick Lalime (2), ENG (1)
<b>2001-02 (0; None)</b>					
<b>2002-03 (1; 1 3-Goal Game)</b>					
155. Fernando Pisani	1-1	3	March 22, 2003	vs Washington	Olaf Kolzig
<b>2003-04 (0; None)</b>					
<b>2005-06 (2; 2 3-Goal Games)</b>					
156. Shawn Horcoff	1-1	3	January 10, 2006	at Pittsburgh	Marc-Andre Fleury
157. Marc-Andre Bergeron	1-1	3	January 14, 2006	vs Ottawa	Dominik Hasek
<b>2006-07 (1; 1 3-Goal Game)</b>					
158. Ryan Smyth	1-5	3	October 12, 2006	vs San Jose	Evgeni Nabokov
<b>2007-08 (0; None)</b>					
<b>2008-09 (3; 3 3-Goal Games)</b>					
159. Erik Cole	1-1	3	January 13, 2009	at Washington	Jose Theodore (2), ENG (1)
160. Ethan Moreau	1-1	3	January 18, 2009	vs Phoenix	Ilya Bryzgalov (2), ENG (1)
161. Sam Gagner	1-1	3	March 19, 2009	at Colorado	Peter Budaj
<b>2009-10 (0; None)</b>					
<b>2010-11 (1; 1 3-Goal Game)</b>					
162. Taylor Hall	1-1	3	February 19, 2011	vs Atlanta	Chris Mason
<b>2011-12 (5; 4 3-Goal Games, 1 4-Goal Game)</b>					
163. Ryan Nugent-Hopkins	1-1	3	October 15, 2011	vs Vancouver	Roberto Luongo
164. Taylor Hall	1-2	3	November 19, 2011	vs Chicago	Ray Emery
165. Ryan Jones	1-1	3	December 2, 2011	vs Columbus	Curtis Sanford
166. Sam Gagner	1-2	4	February 2, 2012	vs Chicago	Corey Crawford
167. Ales Hemsky	1-1	3	March 20, 2012	at Nashville	Anders Lindback

## EDMONTON OILERS ALL-TIME REGULAR SEASON GOALTENDING RECORDS (1979-80 TO 2011-12)

GOALTENDER	GPI	MINS	GA	EN	SO	GAA.	W-L-O/T	PCT.
Marco Baron	1	33	2	0	0	3.64	0-1-0	.000
Fred Brathwaite	40	1876	110	2	0	3.52	5-17-4	.269
Ty Conklin	60	3156	131	5	2	2.49	27-19-5	.578
Jim Corsi	26	1366	83	3	0	3.65	8-14-3	.380
Wayne Cowley	1	57	3	0	0	3.16	0-1-0	.000
Don Cutts	6	269	16	1	0	3.57	1-2-1	.375
Yann Danis	1	32	2	0	0	3.75	0-0-0	.000
Jeff Deslauriers	58	3337	182	4	3	3.27	20-31-4	.400
Devan Dubnyk	101	5790	275	x	4	2.85	36-43-13	.462
Dave Dryden	14	744	53	2	0	4.27	2-7-3	.292
Bob Dupuis	1	60	4	1	0	4.00	0-1-0	.000
Gary Edwards	15	729	44	0	0	3.62	5-3-4	.583
Bob Essensa	74	3784	172	7	1	2.73	22-28-7	.447
Randy Exelby	1	60	5	1	0	5.00	0-1-0	.000
Norm Foster	10	439	20	0	0	2.73	5-3-0	.625
Grant Fuhr	423	23910	1470	20	9	3.69	226-117-54	.637
Joaquin Gage	23	1076	67	2	0	3.74	4-12-1	.265
Mathieu Garon	62	3473	161	6	4	2.78	32-26-1	.551
Martin Gerber	3	185	4	0	0	1.30	3-0-0	1.000
Mike Greenlay	2	20	4	0	0	12.00	0-0-0	-
Peter Ing	12	463	33	1	0	4.28	3-4-0	.429
Curtis Joseph	177	10168	492	13	14	2.90	76-76-20	.500
Nikolai Khabibulin	105	6051	308	2	4	3.05	29-61-13	.344
Peter LoPresti	2	105	8	1	0	4.57	0-1-0	.000
Ron Low	67	3570	240	5	0	4.03	30-23-5	.560
Jussi Markkanen	102	5365	244	8	5	2.73	35-35-14	.500
Lindsay Middlebrook	1	60	3	0	0	3.00	1-0-0	1.000
Mike Minard	1	60	3	0	0	3.00	1-0-0	1.000
Eddie Mio	77	4104	275	6	1	4.02	25-28-14	.478
Andy Moog	235	12901	777	10	4	3.61	143-53-21	.707
Mike Morrison	21	892	42	0	0	2.83	10-4-2	.688
Steve Passmore	6	362	17	1	0	2.82	1-4-1	.250
Bill Ranford	449	25004	1463	30	8	3.51	167-193-54	.469
Daryl Reaugh	7	236	19	1	0	4.83	1-2-0	.333
Eldon Reddick	13	724	40	2	0	3.31	5-6-2	.462
Dwayne Roloson	193	11032	512	19	6	2.78	78-82-24	.489
Dominic Roussel	8	348	21	1	0	3.62	1-4-0	.200
Tommy Salo	334	19564	796	15	23	2.44	147-128-51	.529
Mikhail Shtalenkov	34	1819	81	2	3	2.67	12-17-3	.422
Warren Skorodenski	3	61	7	0	0	6.89	0-0-0	-
Kari Tako	11	529	37	0	0	4.20	4-4-0	.500
Ron Tugnutt	29	1462	103	2	0	4.23	10-13-2	.440
Stephen Valiquette	1	14	2	0	0	8.57	0-0-0	-
Mike Zanier	3	185	12	0	0	3.89	1-1-1	.500
<b>TOTALS</b>	<b>2587</b>	<b>155,884</b>	<b>8510</b>	<b>184</b>	<b>92</b>	<b>3.26</b>	<b>1176-1036-356</b>	<b>.527</b>



## EDMONTON OILERS CAREER GOALTENDING LEADERS (1979-80 TO 2011-12)

### GAMES PLAYED

Bill Ranford	449
Grant Fuhr	423
Tommy Salo	334
Andy Moog	235
Dwayne Roloson	193
Curtis Joseph	177
Devan Dubnyk	107
Nikolai Khabibulin	105
Jussi Markkanen	102
Eddie Mio	77
Bob Essensa	74

### MINUTES PLAYED

Bill Ranford	25004
Grant Fuhr	23910
Tommy Salo	19564
Andy Moog	12901
Dwayne Roloson	11032
Curtis Joseph	10168
Nikolai Khabibulin	6051
Devan Dubnyk	5701
Jussi Markkanen	5365
Eddie Mio	4104
Bob Essensa	3784

### GOALS AGAINST

Grant Fuhr	1470
Bill Ranford	1463
Tommy Salo	796
Andy Moog	777
Dwayne Roloson	512
Curtis Joseph	492
Nikolai Khabibulin	308
Eddie Mio	275
Devan Dubnyk	275
Jussi Markkanen	244
Ron Low	240

### SHUTOUTS

Tommy Salo	23
Curtis Joseph	14
Grant Fuhr	9
Bill Ranford	8
Dwayne Roloson	6
Jussi Markkanen	5
Mathieu Garon	4
Andy Moog	4
Devan Dubnyk	4
Nikolai Khabibulin	4
Mikhail Shtalenkov	3
Jeff Deslauriers	3
Ty Conklin	2
Bob Essensa	1
Eddie Mio	1
Moog/Fuhr	1

### GOALS AGAINST AVERAGE

#### (Minimum 1000 Minutes)

Tommy Salo	2.44
Ty Conklin	2.49
Mikhail Shtalenkov	2.67
Bob Essensa	2.73
Jussi Markkanen	2.73
Mathieu Garon	2.78
Dwayne Roloson	2.78
Devan Dubnyk	2.85
Curtis Joseph	2.90
Nikolai Khabibulin	3.05
Jeff Deslauriers	3.27
Bill Ranford	3.51
Fred Brathwaite	3.52
Andy Moog	3.61

### WINS

Grant Fuhr	226
Bill Ranford	167
Tommy Salo	147
Andy Moog	143
Dwayne Roloson	78
Curtis Joseph	76
Devan Dubnyk	36
Jussi Markkanen	35
Mathieu Garon	32
Ron Low	30
Nikolai Khabibulin	29

### LOSSES

Bill Ranford	193
Tommy Salo	128
Grant Fuhr	117
Dwayne Roloson	82
Curtis Joseph	76
Nikolai Khabibulin	61
Andy Moog	53
Devan Dubnyk	43
Jussi Markkanen	35
Jeff Deslauriers	31
Bob Essensa	28

### TIES

Grant Fuhr	54
Bill Ranford	54
Tommy Salo	51
Andy Moog	21
Curtis Joseph	20
Eddie Mio	14
Bob Essensa	7
Jussi Markkanen	7
Ron Low	5
Fred Brathwaite	4
Ty Conklin	4
Gary Edwards	4

### WINNING PERCENTAGE

#### (Minimum 25 Decisions)

Andy Moog	.707
Grant Fuhr	.637
Ty Conklin	.578
Ron Low	.560
Mathieu Garon	.551
Tommy Salo	.529
Curtis Joseph	.500
Jussi Markkanen	.500
Dwayne Roloson	.489
Eddie Mio	.478

## EDMONTON OILERS YEARLY GOALTENDING LEADERS (1979-80 TO 2011-12)

### GAMES PLAYED

SEASON	PLAYER	NO.
1979-80	Ed Mio	34
1980-81	Ed Mio	43
1981-82	Grant Fuhr	48
1982-83	Andy Moog	50
1983-84	Grant Fuhr	45
1984-85	Grant Fuhr	46
1985-86	Andy Moog	47
1986-87	Andy Moog	46
1987-88	Grant Fuhr	75
1988-89	Grant Fuhr	59
1989-90	Bill Ranford	56
1990-91	Bill Ranford	60
1991-92	Bill Ranford	67
1992-93	Bill Ranford	67
1993-94	Bill Ranford	71
1994-95	Bill Ranford	40
1995-96	Bill Ranford	37
1996-97	Curtis Joseph	72
1997-98	Curtis Joseph	71
1998-99	Bob Essensa	39
1999-00	Tommy Salo	70
2000-01	Tommy Salo	73
2001-02	Tommy Salo	69
2002-03	Tommy Salo	65
2003-04	Tommy Salo	44
2004-05	No Season - NHL Lockout	
2005-06	Jussi Markkanen	37
2006-07	Dwayne Roloson	68
2007-08	Mathieu Garon	47
2008-09	Dwayne Roloson	63
2009-10	Jeff Deslauriers	48
2010-11	Nikolai Khabibulin	47
2011-12	Devan Dubnyk	47

### MINUTES PLAYED

SEASON	PLAYER	NO.
1979-80	Ed Mio	1711
1980-81	Ed Mio	2393
1981-82	Grant Fuhr	2847
1982-83	Andy Moog	2833
1983-84	Grant Fuhr	2625
1984-85	Grant Fuhr	2559
1985-86	Andy Moog	2664
1986-87	Andy Moog	2461
1987-88	Grant Fuhr	4304
1988-89	Grant Fuhr	3341
1989-90	Bill Ranford	3107
1990-91	Bill Ranford	3415
1991-92	Bill Ranford	3822
1992-93	Bill Ranford	3753
1993-94	Bill Ranford	4070
1994-95	Bill Ranford	2203
1995-96	Bill Ranford	2015
1996-97	Curtis Joseph	4100
1997-98	Curtis Joseph	4132
1998-99	Bob Essensa	2091
1999-00	Tommy Salo	4164
2000-01	Tommy Salo	4364
2001-02	Tommy Salo	4035
2002-03	Tommy Salo	3814
2003-04	Tommy Salo	2487
2004-05	No Season - NHL Lockout	
2005-06	Jussi Markkanen	2016
2006-07	Dwayne Roloson	3932
2007-08	Mathieu Garon	2658
2008-09	Dwayne Roloson	3597

2009-10	Jeff Deslauriers	2798
2010-11	Nikolai Khabibulin	2701
2011-12	Devan Dubnyk	2653

### WINS

SEASON	PLAYER	NO.
1979-80	Ed Mio	9
1980-81	Ed Mio	16
1981-82	Grant Fuhr	28
1982-83	Andy Moog	33
1983-84	Grant Fuhr	30
1984-85	Grant Fuhr	26
1985-86	Grant Fuhr	29
1986-87	Andy Moog	28
1987-88	Grant Fuhr	40
1988-89	Grant Fuhr	23
1989-90	Bill Ranford	24
1990-91	Bill Ranford	27
1991-92	Bill Ranford	27
1992-93	Bill Ranford	17
1993-94	Bill Ranford	22
1994-95	Bill Ranford	15
1995-96	Curtis Joseph	15
1996-97	Curtis Joseph	32
1997-98	Curtis Joseph	29
1998-99	Bob Essensa, Mikhail Shtalenkov	12
1999-00	Tommy Salo	27
2000-01	Tommy Salo	36
2001-02	Tommy Salo	30
2002-03	Tommy Salo	29
2003-04	Ty Conklin, Tommy Salo	17
2004-05	No Season - NHL Lockout	
2005-06	Jussi Markkanen	15
2006-07	Dwayne Roloson	27
2007-08	Mathieu Garon	26
2008-09	Dwayne Roloson	28
2009-10	Jeff Deslauriers	16
2010-11	Devan Dubnyk	12
2011-12	Devan Dubnyk	20

### LOSSES

SEASON	PLAYER	NO.
1979-80	Jim Corsi	14
1980-81	Ed Mio	15
1981-82	Ron Low	7
1982-83	Grant Fuhr	12
1983-84	Grant Fuhr	10
1984-85	Andy Moog	9
1985-86	Andy Moog	9
1986-87	Grant Fuhr	13
1987-88	Grant Fuhr	24
1988-89	Grant Fuhr	26
1989-90	Bill Ranford	16
1990-91	Bill Ranford	27
1991-92	Bill Ranford	26
1992-93	Bill Ranford	38
1993-94	Bill Ranford	34
1994-95	Bill Ranford	20
1995-96	Bill Ranford	18
1996-97	Curtis Joseph	29
1997-98	Curtis Joseph	31
1998-99	Mikhail Shtalenkov	17
1999-00	Tommy Salo	28
2000-01	Tommy Salo	25
2001-02	Tommy Salo	28
2002-03	Tommy Salo	27
2003-04	Tommy Salo	18
2004-05	No Season - NHL Lockout	
2005-06	Jussi Markkanen	12



2006-07	Dwayne Roloson	34
2007-08	Mathieu Garon	18
2008-09	Dwayne Roloson	24
2009-10	Jeff Deslauriers	28
2010-11	Nikolai Khabibulin	32
2011-12	Devan Dubnyk, Nikolai Khabibulin	20

### TIES/OVERTIME LOSSES

*Ties – 1979-80 to 2004-05*

*Overtime Losses – 2005-06 to 2010-12*

SEASON	PLAYER	NO.
1979-80	Ed Mio	5
1980-81	Ed Mio	9
1981-82	Grant Fuhr	14
1982-83	Andy Moog	7
1983-84	Grant Fuhr	4
1984-85	Grant Fuhr	7
1985-86	Andy Moog	7
1986-87	Grant Fuhr, Andy Moog	3
1987-88	Grant Fuhr	9
1988-89	Grant Fuhr	6
1989-90	Bill Ranford	9
1990-91	Grant Fuhr, Bill Ranford	3
1991-92	Bill Ranford	10
1992-93	Bill Ranford	6
1993-94	Bill Ranford	11
1994-95	Bill Ranford	3
1995-96	Bill Ranford	5
1996-97	Curtis Joseph	9
1997-98	Curtis Joseph	9
1998-99	Bob Essensa	6
1999-00	Tommy Salo	13
2000-01	Tommy Salo	12
2001-02	Tommy Salo	10
2002-03	Tommy Salo	8
2003-04	Tommy Salo	6
2004-05	No Season - NHL Lockout	
2005-06	Jussi Markkanen	6
2006-07	Dwayne Roloson	6
2007-08	Dwayne Roloson	5
2008-09	Dwayne Roloson	9
2009-10	Jeff Deslauriers	4
2010-11	Devan Dubnyk	8
2011-12	Nikolai Khabibulin	7

### SHUTOUTS

SEASON	PLAYER	NO.
1979-80	Ed Mio	1
1980-81	None	0
1981-82	None	0
1982-83	Andy Moog	1
1983-84	Grant Fuhr, Andy Moog	1
1984-85	Grant Fuhr, Andy Moog	1
1985-86	Andy Moog	1
1986-87	None	0
1987-88	Grant Fuhr	4
1988-89	Grant Fuhr, Bill Ranford	1
1989-90	Grant Fuhr, Bill Ranford	1
1990-91	Grant Fuhr	1
1991-92	Bill Ranford	1
1992-93	Bill Ranford	1
1993-94	Bill Ranford	1
1994-95	Bill Ranford	2
1995-96	Bill Ranford	1
1996-97	Curtis Joseph	6
1997-98	Curtis Joseph	8
1998-99	Mikhail Shtalenkov	3
1999-00	Tommy Salo	2
2000-01	Tommy Salo	8
2001-02	Tommy Salo	6
2002-03	Tommy Salo	4

2003-04	Tommy Salo	3
2004-05	No Season - NHL Lockout	
2005-06	Ty Conklin, Dwayne Roloson	1
2006-07	Dwayne Roloson	4
2007-08	Mathieu Garon	4
2008-09	Dwayne Roloson	1
2009-10	Jeff Deslauriers	3
2010-11	Devan Dubnyk, Nikolai Khabibulin	2
2011-12	Devan Dubnyk, Nikolai Khabibulin	2

### GOALS AGAINST

SEASON	PLAYER	NO.
1979-80	Ed Mio	120
1980-81	Ed Mio	155
1981-82	Grant Fuhr	157
1982-83	Andy Moog	167
1983-84	Grant Fuhr	171
1984-85	Grant Fuhr	165
1985-86	Andy Moog	164
1986-87	Andy Moog	144
1987-88	Grant Fuhr	246
1988-89	Grant Fuhr	213
1989-90	Bill Ranford	165
1990-91	Bill Ranford	182
1991-92	Bill Ranford	228
1992-93	Bill Ranford	240
1993-94	Bill Ranford	236
1994-95	Bill Ranford	133
1995-96	Bill Ranford	128
1996-97	Curtis Joseph	200
1997-98	Curtis Joseph	181
1998-99	Bob Essensa	96
1999-00	Tommy Salo	162
2000-01	Tommy Salo	179
2001-02	Tommy Salo	149
2002-03	Tommy Salo	172
2003-04	Tommy Salo	107
2004-05	No Season - NHL Lockout	
2005-06	Jussi Markkanen	105
2006-07	Dwayne Roloson	180
2007-08	Dwayne Roloson	119
2008-09	Dwayne Roloson	166
2009-10	Jeff Deslauriers	152
2010-11	Nikolai Khabibulin	153
2011-12	Devan Dubnyk	118

### EMPTY NET GOALS

SEASON	PLAYER	NO.
1979-80	Jim Corsi	3
1980-81	Ed Mio	4
1981-82	Grant Fuhr, Ron Low, Andy Moog	2
1982-83	Grant Fuhr	4
1983-84	Grant Fuhr, Andy Moog	2
1984-85	Grant Fuhr, Andy Moog, Daryl Reaugh	1
1985-86	Andy Moog	2
1986-87	Andy Moog	2
1987-88	Grant Fuhr	5
1988-89	Grant Fuhr	4
1989-90	Bill Ranford	5
1990-91	Bill Ranford	5
1991-92	Bill Ranford	5
1992-93	Bill Ranford, Ron Tugnutt	2
1993-94	Bill Ranford	8
1994-95	Bill Ranford	2
1995-96	Curtis Joseph	4
1996-97	Bob Essensa, Curtis Joseph	3
1997-98	Curtis Joseph	6
1998-99	Bob Essensa, Mikhail Shtalenkov	2
1999-00	None	0
2000-01	Tommy Salo	5
2001-02	Tommy Salo	5

2002-03	Tommy Salo	4
2003-04	Ty Conklin	2
2004-05	No Season - NHL Lockout	
2005-06	Ty Conklin	3
2006-07	Dwayne Roloson	9
2007-08	Mathieu Garon, Dwayne Roloson	5
2008-09	Dwayne Roloson	4
2009-10	Jeff Deslauriers	4
2010-11	Nikolai Khabibulin	6
2011-12	Devan Dubnyk	7

### GOALS AGAINST AVERAGE

(Minimum 25 games played)

SEASON	PLAYER	GAA.
1979-80	Jim Corsi	3.65
1980-81	Ed Mio	3.89
1981-82	Grant Fuhr	3.31
1982-83	Andy Moog	3.54
1983-84	Andy Moog	3.77
1984-85	Andy Moog	3.30
1985-86	Andy Moog	3.69
1986-87	Grant Fuhr	3.44
1987-88	Grant Fuhr	3.43
1988-89	Bill Ranford	3.50
1989-90	Bill Ranford	3.19
1990-91	Bill Ranford	3.20
1991-92	Bill Ranford	3.58
1992-93	Bill Ranford	3.84
1993-94	Bill Ranford	3.48
1994-95	Bill Ranford	3.62
1995-96	Curtis Joseph	3.44
1996-97	Curtis Joseph	2.93
1997-98	Curtis Joseph	2.63
1998-99	Mikhail Shtalenkov	2.67
1999-00	Tommy Salo	2.33
2000-01	Tommy Salo	2.46
2001-02	Tommy Salo	2.22
2002-03	Tommy Salo	2.71
2003-04	Ty Conklin	2.42
2004-05	No Season - NHL Lockout	
2005-06	Jussi Markkanen	3.13
2006-07	Dwayne Roloson	2.75
2007-08	Mathieu Garon	2.66
2008-09	Dwayne Roloson	2.77
2009-10	Jeff Deslauriers	3.26
2010-11	Devan Dubnyk	2.71
2011-12	Nikolai Khabibulin	2.65

### SHOTS AGAINST

SEASON	PLAYER	NO.
1979-80	-	-
1980-81	-	-
1981-82	-	-
1982-83	Andy Moog	1531
1983-84	Grant Fuhr	1463
1984-85	Grant Fuhr	1426
1985-86	Andy Moog	1480
1986-87	Andy Moog	1218
1987-88	Grant Fuhr	2066
1988-89	Grant Fuhr	1714
1989-90	Bill Ranford	1463
1990-91	Bill Ranford	1705
1991-92	Bill Ranford	1971
1992-93	Bill Ranford	2065
1993-94	Bill Ranford	2325
1994-95	Bill Ranford	1134
1995-96	Bill Ranford	1024
1996-97	Curtis Joseph	2144
1997-98	Curtis Joseph	1901
1998-99	Bob Essensa	974
1999-00	Tommy Salo	1875

2000-01	Tommy Salo	1856
2001-02	Tommy Salo	1713
2002-03	Tommy Salo	1708
2003-04	Ty Conklin	1024
2004-05	No Season - NHL Lockout	
2005-06	Jussi Markkanen	873
2006-07	Dwayne Roloson	1969
2007-08	Mathieu Garon	1359
2008-09	Dwayne Roloson	1953
2009-10	Jeff Deslauriers	1529
2010-11	Nikolai Khabibulin	1389
2011-12	Devan Dubnyk	1380

### SAVES

SEASON	PLAYER	NO.
1979-80	-	-
1980-81	-	-
1981-82	-	-
1982-83	Andy Moog	1364
1983-84	Grant Fuhr	1292
1984-85	Andy Moog	1261
1985-86	Andy Moog	1316
1986-87	Andy Moog	1074
1987-88	Grant Fuhr	1820
1988-89	Grant Fuhr	1501
1989-90	Bill Ranford	1298
1990-91	Bill Ranford	1523
1991-92	Bill Ranford	1743
1992-93	Bill Ranford	1825
1993-94	Bill Ranford	2089
1994-95	Bill Ranford	1001
1995-96	Bill Ranford	896
1996-97	Curtis Joseph	1944
1997-98	Curtis Joseph	1720
1998-99	Bob Essensa	878
1999-00	Tommy Salo	1713
2000-01	Tommy Salo	1677
2001-02	Tommy Salo	1564
2002-03	Tommy Salo	1536
2003-04	Ty Conklin	917
2004-05	No Season - NHL Lockout	
2005-06	Jussi Markkanen	768
2006-07	Dwayne Roloson	1789
2007-08	Mathieu Garon	1241
2008-09	Dwayne Roloson	1787
2009-10	Jeff Deslauriers	1377
2010-11	Nikolai Khabibulin	1236
2011-12	Devan Dubnyk	1262

### SAVE PERCENTAGE

Minimum 25 games played.

SEASON	PLAYER	PCT. (Saves-Shots)
1979-80	-	-
1980-81	-	-
1981-82	-	-
1982-83	Andy Moog	.891 (1364-1531)
1983-84	Grant Fuhr	.883 (1292-1463)
1984-85	Andy Moog	.894 (939-1050)
1985-86	Grant Fuhr	.890 (1153-1296)
1986-87	Andy Moog	.882 (1074-1218)
1987-88	Grant Fuhr	.881 (1820-2066)
1988-89	Bill Ranford	.877 (63-718)
1989-90	Bill Ranford	.887 (1298-1463)
1990-91	Bill Ranford	.893 (1523-1705)
1991-92	Bill Ranford	.884 (1743-1971)
1992-93	Bill Ranford	.884 (1825-2065)
1993-94	Bill Ranford	.898 (2089-2325)
1994-95	Bill Ranford	.883 (1001-1469)
1995-96	Curtis Joseph	.886 (860-971)
1996-97	Curtis Joseph	.907 (1944-2144)
1997-98	Curtis Joseph	.905 (1720-1901)





1998-99	Bob Essensa	.901 (878-974)
1999-00	Tommy Salo	.914 (1713-1875)
2000-01	Tommy Salo	.904 (1677-1856)
2001-02	Tommy Salo	.913 (1564-1713)
2002-03	Tommy Salo	.899 (1536-1708)
2003-04	Ty Conklin	.912 (875-959)
2004-05	No Season - NHL Lockout	
2005-06	Jussi Markkanen	.880 (768-873)
2006-07	Dwayne Roloson	.909 (1789-1969)
2007-08	Mathieu Garon	.913 (1241-1359)
2008-09	Dwayne Roloson	.915 (1787-1953)
2009-10	Jeff Deslauriers	.901 (1377-1529)
2010-11	Devan Dubnyk	.916 (1010-1103)
2011-12	Devan Dubnyk	.914 (1262-1380)

### ASSISTS

SEASON	PLAYER	NO.
1979-80	Jim Corsi	3
1980-81	Ed Mio	5
1981-82	Grant Fuhr	6
1982-83	Andy Moog	4
1983-84	Grant Fuhr	14
1984-85	Grant Fuhr	3
1985-86	Grant Fuhr, Andy Moog	2
1986-87	Grant Fuhr, Andy Moog	2
1987-88	Grant Fuhr	8
1988-89	Grant Fuhr	1
1989-90	Bill Ranford	2
1990-91	Bill Ranford	4
1991-92	Peter Ing, Bill Ranford	3
1992-93	Bill Ranford	3
1993-94	Bill Ranford	2
1994-95	Bill Ranford	2
1995-96	Curtis Joseph, Bill Ranford	1
1996-97	Curtis Joseph	2
1997-98	Curtis Joseph	2
1998-99	Bob Essensa, Steve Passmore	1
1999-00	Tommy Salo	1
2000-01	Tommy Salo	1
2001-02	Tommy Salo	1
2002-03	Jussi Markkanen	1
2003-04	Tommy Salo	1
2004-05	No Season - NHL Lockout	
2005-06	Jussi Markkanen, Dwayne Roloson	1
2006-07	Dwayne Roloson	3
2007-08	Dwayne Roloson	1
2008-09	Jeff Deslauriers, Dwayne Roloson	1
2009-10	Jeff Deslauriers	3
2010-11	Martin Gerber	1
2011-12	Devan Dubnyk	1

### PENALTY MINUTES

SEASON	PLAYER	NO.
1979-80	Jim Corsi, Don Cutts	6
1980-81	Ed Mio	6
1981-82	Grant Fuhr	6
1982-83	Andy Moog	16
1983-84	Grant Fuhr	6
1984-85	Andy Moog	8
1985-86	Andy Moog	8
1986-87	Andy Moog	8
1987-88	Grant Fuhr	16
1988-89	Grant Fuhr	6
1989-90	Bill Ranford	18
1990-91	Bill Ranford	6
1991-92	Bill Ranford	4
1992-93	Bill Ranford	10
1993-94	Bill Ranford	2
1994-95	Bill Ranford	2
1995-96	Curtis Joseph	4
1996-97	Curtis Joseph	20
1997-98	Curtis Joseph	4
1998-99	Steve Passmore, Mikhail Shtalenkov	2
1999-00	Tommy Salo	8
2000-01	Tommy Salo	4
2001-02	Tommy Salo	2
2002-03	Tommy Salo	4
2003-04	Ty Conklin	17
2004-05	No Season - NHL Lockout	
2005-06	Ty Conklin, Mike Morrison, Dwayne Roloson	2
2006-07	Dwayne Roloson	12
2007-08	Mathieu Garon	8
2008-09	Dwayne Roloson	10
2009-10	Jeff Deslauriers	8
2010-11	Nikolai Khabibulin	12
2011-12	-	0

## OILERS ALL-TIME SHUTOUTS (1979-80 TO 2011-12)

REGULAR SEASON (TOTAL: 92)

NO	GOALTENDER	DATE	OPPONENT	SCORE	SAVES		
23	Tommy Salo	January 19, 2000	vs Calgary	7-0	24		
		March 13, 2000	at Atlanta	3-0	24		
		November 3, 2000	vs Minnesota	3-0	20		
		November 14, 2000	vs St. Louis	3-0	29		
		November 19, 2000	vs Calgary	2-0	23		
		December 6, 2000	vs Nashville	4-0	18		
		February 20, 2001	vs Los Angeles	5-0	21		
		March 7, 2001	vs Toronto	4-0	25		
		March 9, 2001	at Buffalo	4-0	28		
		March 21, 2001	at Los Angeles	7-0	28		
		October 9, 2001	vs Chicago	1-0	11		
		November 4, 2001	at Minnesota	2-0	20		
		November 9, 2001	at Columbus	3-0	23		
		November 20, 2001	vs St. Louis	2-0	24		
		March 24, 2002	at Vancouver	2-0	22		
		April 10, 2002	vs Phoenix	3-0	23		
		November 15, 2002	vs St. Louis	5-0	29		
		November 30, 2002	vs Colorado	1-0	22		
		December 8, 2002	at Atlanta	3-0	15		
		January 16, 2003	vs Los Angeles	2-0	22		
		January 10, 2004	at Philadelphia	3-0	26		
		January 15, 2004	vs Anaheim	1-0	28		
		January 20, 2004	vs Dallas	3-0	16		
		14	Curtis Joseph	October 6, 1996	vs Vancouver	2-0	35
				November 7, 1996	at Boston	6-0	25
				November 13, 1996	at Ottawa	4-0	28
				December 10, 1996	at Detroit	0-0 (OT)	52
				January 15, 1997	vs Florida	4-0	40
				January 31, 1997	vs NY Islanders	1-0	24
				November 20, 1997	at St. Louis	3-0	22
				November 21, 1997	at Ottawa	1-0	26
				December 17, 1997	vs Chicago	0-0 (OT)	28
				February 2, 1998	vs Los Angeles	1-0	30
				March 11, 1998	at Tampa Bay	2-0	20
March 13, 1998	at Florida			4-0	23		
March 21, 1998	vs St. Louis			2-0	20		
April 9, 1998	at Los Angeles			4-0	14		
9	Grant Fuhr			December 30, 1983	vs Boston	2-0	36
				November 17, 1984	vs Vancouver	7-0	20
				November 7, 1987	vs Buffalo	5-0	26
		December 9, 1987	vs Winnipeg	2-0	28		
		December 30, 1987	vs Philadelphia	6-0	23		
		March 7, 1988	at Winnipeg	6-0	21		
		March 1, 1989	vs Montreal	3-0	23		
		November 17, 1989	vs Buffalo	3-0	30		
		February 18, 1991	at New Jersey	4-0	27		
		8	Bill Ranford	January 8, 1989	vs Calgary	6-0	35
December 19, 1989	at Minnesota			5-0	22		
December 1, 1991	vs Vancouver			7-0	33		
February 12, 1993	vs San Jose			6-0	28		
December 27, 1993	vs Winnipeg			6-0	24		
February 12, 1995	vs Anaheim			2-0	29		
April 19, 1995	vs Los Angeles			2-0	28		
November 22, 1995	vs Anaheim			2-0	31		



6	Dwayne Roloson	March 30, 2006	vs Los Angeles	4-0	20
		October 28, 2006	vs Washington	4-0	19
		December 4, 2006	at Vancouver	4-0	36
		December 8, 2006	at Dallas	2-0	22
		February 22, 2007	at Columbus	4-0	28
		December 13, 2008	vs Vancouver	3-0	23
5	Jussi Markkanen	November 28, 2001	at Anaheim	2-0	27
		March 4, 2002	at Buffalo	3-0	25
		December 7, 2002	at Florida	4-0	22
		January 8, 2003	at Anaheim	1-0	32
		March 28, 2003	vs Columbus	4-0	26
4	Devan Dubnyk	February 7, 2011	@ Nashville	4-0	37
		April 5, 2011	vs Vancouver	2-0	26
		February 23, 2012	vs Philadelphia	2-0	35
		March 14, 2012	vs Columbus	3-0	22
4	Mathieu Garon	November 14, 2007	at Vancouver	1-0	29
		December 2, 2007	at Anaheim	4-0	25
		January 7, 2008	vs NY Islanders	4-0	35
		February 4, 2008	vs Calgary	5-0	24
4	Nikolai Khabibulin	October 7, 2010	vs Calgary	4-0	37
		December 2, 2010	@ Toronto	5-0	33
		October 22, 2011	vs NY Rangers	2-0	19
		November 3, 2011	@ Los Angeles	3-0	19
4	Andy Moog	February 27, 1983	vs Winnipeg	3-0	25
		November 18, 1983	vs Buffalo	7-0	29
		October 30, 1984	vs Vancouver	7-0	25
		November 8, 1985	vs Vancouver	13-0	29
3	Jeff Deslauriers	November 23, 2009	vs Phoenix	4-0	36
		February 3, 2010	vs Philadelphia	1-0	33
		March 7, 2010	vs New Jersey	2-0	22
3	Mikhail Shtalenkov	November 25, 1998	vs Colorado	3-0	26
		December 27, 1998	vs Vancouver	3-0	25
		January 30, 1999	vs Anaheim	1-0	22
2	Ty Conklin	November 13, 2003	at Minnesota	2-0	22
		January 3, 2006	vs Chicago	5-0	23
1	Bob Essensa	December 23, 1996	at Vancouver	7-0	26
1	Eddie Mio	December 9, 1979	vs Hartford	3-0	30
1	Moog/Fuhr	January 8, 1985	at Quebec	4-0	10/18

#### PLAYOFFS (TOTAL: 12)

5	Curtis Joseph	April 18, 1997	at Dallas	4-0	25
		April 25, 1997	at Dallas	1-0 (OT)	43
		May 2, 1998	vs Colorado	2-0	31
		May 4, 1998	at Colorado	4-0	31
		May 9, 1998	at Dallas	2-0	15
3	Bill Ranford	April 18, 1990	vs Los Angeles	7-0	25
		April 28, 1992	vs Los Angeles	3-0	26
		May 12, 1992	vs Vancouver	3-0	26
2	Grant Fuhr	May 10, 1984	at NY Islanders	1-0	34
		April 8, 1989	vs Los Angeles	4-0	26
1	Jussi Markkanen	June 17, 2006	vs Carolina	4-0	16
1	Dwayne Roloson	May 17, 2006	vs San Jose	2-0	24

## ALL-TIME SHUTOUTS VS. OILERS (1979-80 TO 2011-12)

REGULAR SEASON (TOTAL: 109)

NO	GOALTENDER	DATE	OPPONENT	SCORE	SAVES
4	Craig Anderson	December 11, 2008	vs Florida	2-0	41
		October 27, 2009	vs Colorado	3-0	25
		January 18, 2010	at Colorado	6-0	24
		February 6, 2010	at Colorado	3-0	20
4	Niklas Backstrom	April 3, 2007	at Minnesota	3-0	25
		April 5, 2007	at Minnesota	3-0	22
		October 10, 2007	at Minnesota	2-0	21
		March 22, 2009	at Minnesota	3-0	31
4	Bob Essensa	October 31, 1990	vs Winnipeg	1-0 (OT)	34
		March 23, 1991	vs Winnipeg	3-0	26
		November 23, 1991	vs Winnipeg	4-0	36
		April 15, 1993	at Winnipeg	3-0	31
4	Chris Osgood	October 13, 1995	at Detroit	9-0	17
		October 9, 1996	at Detroit	2-0	18
		December 10, 1996	at Detroit	0-0 (OT)	21
		March 30, 2004	at St. Louis	1-0	18
4	Patrick Roy	November 18, 1991	at Montreal	1-0	12
		December 4, 1996	at Colorado	2-0	36
		October 5, 1997	at Colorado	3-0	34
		November 24, 2001	at Colorado	2-0	11
4	Marty Turco	December 7, 2001	at Dallas	5-0	24
		October 15, 2002	at Dallas	2-0	21
		November 7, 2005	at Dallas	4-0	16
		November 17, 2010	vs Chicago	5-0	18
3	Ed Belfour	November 7, 1993	at Chicago	3-0	23
		February 1, 1995	vs Chicago	7-0	22
		January 31, 1996	vs Chicago	4-0	35
3	Curtis Joseph	February 20, 1995	at St. Louis	4-0	21
		March 7, 2000	vs Toronto	2-0	33
		February 27, 2007	vs Phoenix	3-0	26
3	Mikka Kiprusoff	October 15, 2005	at Calgary	1-0	33
		January 20, 2007	vs Calgary	4-0	32
		December 10, 2011	@ Calgary	3-0	21
3	Kirk McLean	March 16, 1989	at Vancouver	3-0	22
		November 21, 1992	at Vancouver	9-0	27
		October 13, 1997	at Vancouver	3-0	33
2	Don Beaupre	March 11, 1986	at Minnesota	4-0	27
2	Sean Burke	October 28, 1990	vs Washington	1-0	31
		January 15, 1989	at New Jersey	1-0	26
2	Byron Dafeo	February 9, 2001	at Phoenix	2-0	38
		February 9, 1999	vs Boston	2-0	31
2	Jeff Hackett	November 6, 2001	at Boston	1-0 (OT)	20
		December 17, 1997	vs Chicago	0-0 (OT)	30
2	Jaroslav Halak	March 24, 1999	vs Montreal	2-0	32
		March 24, 2011	@ St. Louis	4-0	12
2	Dominik Hasek	January 19, 2012	@ St. Louis	1-0	15
		March 27, 1998	vs Buffalo	1-0	20
2	Johan Hedberg	November 8, 2006	at Detroit	3-0	16
		January 19, 2002	vs Pittsburgh	1-0	25
2	Jonas Hiller	October 11, 2003	at Vancouver	3-0	14
		February 13, 2011	vs Anaheim	4-0	12
2	Jonas Hiller	January 13, 2012	vs Anaheim	5-0	33



2	Nikolai Khabibulin	November 26, 1995 October 22, 2008	at Winnipeg at Chicago	4-0 3-0	34 23
2	Olaf Kolzig	December 16, 2000 January 11, 2004	at Washington at Washington	4-0 1-0	14 26
2	Patrick Lalime	January 11, 2003 February 13, 2003	vs Ottawa at Ottawa	2-0 2-0	20 24
2	Roberto Luongo	October 25, 2009 April 7, 2012	at Vancouver @ Vancouver	2-0 3-0	27 17
2	Evgeni Nabokov	March 11, 2007 January 29, 2008	at San Jose vs San Jose	3-0 3-0	22 13
2	Daren Puppa	November 1, 1985 January 3, 1996	vs Buffalo vs Tampa Bay	2-0 5-0	37 28
2	Tommy Soderstrom	January 10, 1993 February 25, 1996	at Philadelphia at NY Islanders	4-0 2-0	29 25
2	Tim Thomas	February 13, 2007 October 27, 2008	at Boston vs Boston	3-0 1-0 (OT)	32 27
2	Roman Turek	October 3, 2001 April 12, 2002	at Calgary vs Calgary	1-0 1-0	24 36
1	Jonathon Bernier	March 29, 2011	vs Los Angeles	2-0	32
1	Ben Bishop	February 25, 2011	vs St. Louis	5-0	39
1	Gary Bromley	April 1, 1980	at Vancouver	5-0	22
1	Ilya Bryzgalov	November 23, 2010	@ Phoenix	5-0	23
1	Roman Cechmanek	November 9, 2000	at Philadelphia	2-0	28
1	Dan Cloutier	December 20, 2003	vs Vancouver	3-0	24
1	Ty Conklin	November 17, 2008	at Detroit	4-0	21
1	Wade Flaherty	April 7, 1995	at San Jose	5-0	26
1	Manny Fernandez	December 3, 2003	vs Minnesota	1-0	34
1	Jean-Sebastien Giguere	April 5, 2002	at Anaheim	2-0	26
1	Mario Gosselin	October 27, 1987	at Quebec	5-0	21
1	Josh Harding	March 1, 2007	vs Minnesota	5-0	30
1	Guy Hebert	April 3, 1996	at Anaheim	1-0	27
1	Braden Holtby	March 9, 2011	@ Washington	5-0	22
1	Jimmy Howard	November 11, 2011	@ Detroit	3-0	24
1	Kelly Hrudey	March 26, 1991	at Los Angeles	2-0	33
1	Arturs Irbe	December 15, 1998	at Carolina	3-0	29
1	Manny Legace	April 11, 2006	at Detroit	2-0	20
1	Clint Malarchuk	January 2, 1988	at Washington	2-0	28
1	Steve Mason	February 26, 2009	vs Columbus	1-0	19
1	Jamie McLennan	October 14, 2003	at Calgary	1-0	19
1	Greg Millen	February 12, 1984	at Hartford	11-0	28
1	Andy Moog	October 20, 1989	vs Boston	3-0	11
1	Fredrik Norrena	December 2, 2006	vs Columbus	4-0	23
1	Jonathan Quick	April 2, 2012	@ Los Angeles	2-0	19
1	Andre Racicot	January 2, 1991	vs Montreal	3-0	24
1	Tuukka Rask	October 31, 2009	at Boston	2-0	19
1	Jeff Reese	October 25, 1992	vs Calgary	4-0	21
1	Mike Richter	February 27, 1993	vs NY Rangers	1-0	29
1	Dwayne Roloson	February 13, 2004	at Minnesota	3-0	28
1	Bob Sauve	October 15, 1980	at Buffalo	2-0	15
1	Richard Sevigny	January 12, 1981	at Montreal	5-0	20
1	Steve Shields	April 3, 2000	vs San Jose	1-0	20
1	Mikhail Shtalenkov	February 27, 1998	vs Anaheim	4-0	26
1	Al Smith	November 17, 1979	at Hartford	4-0	23
1	Billy Smith	March 12, 1981	vs NY Islanders	5-0	36
1	Jocelyn Thibault	February 8, 2003	vs Chicago	3-0	29
1	Mike Vernon	February 4, 1998	vs San Jose	3-0	21
1	Tomas Vokoun	March 24, 2007	vs Nashville	4-0	26

## OILERS PENALTY SHOTS (1979-80 TO 2011-12)

### REGULAR SEASON

PLAYER	DATE	OPPONENT	GOALTENDER	RESULT
Stan Weir	March 29, 1980	at Toronto	Mike Palmateer	GOAL
Wayne Gretzky	February 6, 1981	vs Winnipeg	Pierre Hamel	No Goal
Dave Lumley	December 2, 1981	at Quebec	Dan Bouchard	GOAL
Wayne Gretzky	January 16, 1982	at Toronto	Michel Larocque	No Goal
Wayne Gretzky	November 24, 1982	vs Washington	Pat Riggin	No Goal
Wayne Gretzky	January 19, 1983	vs Vancouver	Richard Brodeur	GOAL
Ken Linseman	October 26, 1983	at Toronto	Rick St. Croix	No Goal
Craig MacLavish	December 23, 1988	vs Calgary	Mike Vernon	GOAL
Jeff Beukeboom	October 6, 1990	vs Winnipeg	Rick Tabaracci	No Goal
Ken Linseman	January 9, 1991	at Detroit	Tim Cheveldae	No Goal
Scott Pearson	November 20, 1993	vs Toronto	Damian Rhodes	No Goal
Roman Oksuta	February 4, 1994	vs Chicago	Ed Belfour	No Goal
Doug Weight	January 3, 1996	vs Tampa Bay	Daren Puppa	No Goal
Dean McAmmond	January 5, 1996	vs Florida	Mark Fitzpatrick	No Goal
Todd Marchant	November 13, 1996	at Ottawa	Damian Rhodes	No Goal
Todd Marchant	January 26, 1997	at Washington	Olaf Kolzig	No Goal
Doug Weight	October 8, 1997	vs NY Rangers	Mike Richter	GOAL
Anson Carter	November 11, 2001	at Carolina	Tom Barrasso	No Goal
Mike Comrie	December 28, 2002	vs Toronto	Ed Belfour	No Goal
Mike Comrie	April 3, 2003	vs San Jose	Vesa Toskala	No Goal
Ryan Smyth	March 4, 2004	at St. Louis	Chris Osgood	No Goal
Ryan Smyth	November 4, 2005	at St. Louis	Patrick Lalime	GOAL
Ryan Smyth	December 30, 2005	vs Nashville	Tomás Vokun	GOAL
Jarret Stoll	December 10, 2006	at Chicago	Nikolai Khabibulin	GOAL
Marc Pouliot	February 17, 2007	at Toronto	Andrew Raycroft	GOAL
Kyle Brodziak	January 3, 2008	at Nashville	Dan Ellis	No Goal
Sam Gagner	October 25, 2008	at Vancouver	Roberto Luongo	No Goal
Mike Comrie	March 9, 2010	vs Ottawa	Brian Elliott	No Goal
Magnus Paajarvi	December 12, 2010	vs Vancouver	Roberto Luongo	No Goal
Andrew Coglianov	March 17, 2011	vs Phoenix	Ilya Bryzgalov	No Goal
Teemu Hartikainen	April 2, 2011	@ Vancouver	Cory Schneider	No Goal
Taylor Hall	December 22, 2011	vs Minnesota	Nicklas Backstrom	No Goal
Shawn Horcoff	February 23, 2012	vs Philadelphia	Ilya Bryzgalov	No Goal

SUMMARY: 33 penalty shots have resulted in nine goals (Home 4 for 17; Road 5 for 15).

### PLAYOFFS

Wayne Gretzky	April 28, 1984	at Minnesota	Don Beaupre	GOAL
Petr Klima	May 18, 1990	at Boston	Rejean Lemelin	No Goal
Chris Pronger	June 5, 2006	at Carolina	Cam Ward	GOAL

SUMMARY: Three penalty shots have resulted in two goals (Home 0 for 0; Road 2 for 3).

## PENALTY SHOTS VS OILERS (1979-80 TO 2011-12)

### REGULAR SEASON

PLAYER	DATE	OPPONENT	GOALTENDER	RESULT
Mike Foligno	March 26, 1980	at Detroit	Ron Low	No Goal
Ron Duguay	January 9, 1984	at Detroit	Grant Fuhr	No Goal
Brent Peterson	January 13, 1984	at Buffalo	Grant Fuhr	No Goal
Rocky Trottier	December 17, 1984	at New Jersey	Andy Moog	GOAL
Claude Loiselle	October 28, 1989	at Quebec	Bill Ranford	No Goal
Tom Kurvers	March 10, 1990	at Toronto	Bill Ranford	No Goal
Greg Adams	December 1, 1991	vs Vancouver	Bill Ranford	No Goal
Alexander Mogilny	January 10, 1992	at Buffalo	Bill Ranford	No Goal
Mario Lemieux	March 17, 1992	at Pittsburgh	Bill Ranford	No Goal
Dave Gagner	October 28, 1992	vs Minnesota	Bill Ranford	No Goal
C.J. Young	December 27, 1992	vs Calgary	Bill Ranford	No Goal
Benoit Hogue	February 16, 1993	at NY Islanders	Ron Tugnutt	GOAL
Robert Reichel	February 7, 1994	at Calgary	Bill Ranford	GOAL
Brett Hull	March 26, 1995	at St. Louis	Bill Ranford	No Goal
Valeri Kamensky	October 26, 1996	vs Colorado	Curtis Joseph	GOAL
Keith Tkachuk	January 24, 1998	at Phoenix	Bob Essensa	No Goal
J.F. Jomphe	April 15, 1998	vs Anaheim	Curtis Joseph	No Goal
Mike Sillinger	January 9, 2000	vs Tampa Bay	Tommy Salo	No Goal
Scott Pellerin	October 15, 2000	at Minnesota	Joquim Gage	No Goal
Jeff Friesen	January 24, 2001	at San Jose	Dominic Roussel	No Goal
Brendan Shanahan	November 1, 2003	vs Detroit	Tommy Salo	No Goal
Jussi Jokinen	March 7, 2006	vs Dallas	Ty Conklin	GOAL
Jarome Iginla	October 5, 2006	vs Calgary	Dwayne Roloson	No Goal
Rick Nash	November 26, 2007	vs Columbus	Dwayne Roloson	No Goal
Shane Doan	January 10, 2008	vs Phoenix	Mathieu Garon	No Goal
Eric Staal	January 18, 2008	at Carolina	Mathieu Garon	GOAL
Milan Hejduk	October 12, 2008	vs Colorado	Mathieu Garon	GOAL
Jonathan Toews	March 20, 2009	at Chicago	Dwayne Roloson	No Goal
Patrick Sharp	October 14, 2009	at Chicago	Nikolai Khabibulin	No Goal
Fredrik Modin	April 10, 2010	at Los Angeles	Devan Dubnyk	No Goal
Tom Kostopoulos	November 8, 2010	@ Carolina	Devan Dubnyk	No Goal
Mike Modano	November 11, 2010	@ Detroit	Nikolai Khabibulin	No Goal
Jarret Stoll	February 2, 2011	vs Los Angeles	Nikolai Khabibulin	No Goal
R.J. Umberger	March 3, 2011	vs Columbus	Devan Dubnyk	No Goal
Alex Ianguay	April 6, 2011	@ Calgary	Devan Dubnyk	No Goal
Jeff Skinner	December 7, 2011	vs Carolina	Devan Dubnyk	No Goal
Chris Stewart	February 29, 2012	vs St. Louis	Yann Danis	GOAL
Keith Yandle	March 18, 2012	vs Phoenix	Devan Dubnyk	No Goal
Rick Nash	March 25, 2012	@ Columbus	Devan Dubnyk	GOAL

SUMMARY: 39 penalty shots have resulted in nine goals (Home 4 for 17; Road 5 for 22).

### PLAYOFFS

Ron Sutter	May 28, 1985	vs Philadelphia	Grant Fuhr	No Goal
Dave Poulin	May 30, 1985	vs Philadelphia	Grant Fuhr	No Goal

SUMMARY: Two penalty shots have resulted in no goals (Home 0 for 2; Road 0 for 0).



# EDMONTON OILERS 1979-80 RESULTS & STATISTICS

COACH	REGULAR SEASON							PLAYOFFS				
	GP	W	L	T	PTS	GF	GA	GP	W	L	GF	GA
Glen Sather	80	28	39	13	69	301	322	3	0	3	6	12

4th Smythe Division, 16th Overall. Playoffs: Lost Preliminary Round 3-0 vs Philadelphia.

PLAYER	REGULAR SEASON					PLAYOFFS					GAME-BY-GAME RESULTS			RECORD
	GP	G	A	PTS	PIM	GP	G	A	PTS	PIM	DATE	OPPONENT	RESULT	
Wayne Gretzky	79	51	86	137	21	3	2	1	3	0	O. 10	@ Chi	L 2-4	0-1-0
Blair MacDonald	80	46	48	94	6	3	0	3	3	0	O. 13	DET	T 3-3	0-1-1
Stan Weir	79	33	33	66	40	3	0	0	0	2	O. 14	VAN	T 4-4	0-1-2
Brett Callighen	59	23	35	58	72	3	0	2	2	0	O. 19	QUE	W 6-3	1-1-2
Dave Lumley	80	20	38	58	138	3	1	0	1	12	O. 21	MIN	T 5-5	1-1-3
Don Murdoch (NJR)	56	23	19	42	16	-	-	-	-	-	O. 23	@ NYI	T 3-3	1-1-4
(EDM)	10	5	2	7	4	3	2	0	2	0	O. 24	@ NYR	L 2-10	1-2-4
(TOT)	66	28	21	49	20	-	-	-	-	-	O. 26	@ Atl	L 3-7	1-3-4
Dave Hunter	80	12	31	43	103	3	0	0	0	7	O. 28	WSH	L 4-6	1-4-4
Doug Hicks	78	9	31	40	52	3	0	0	0	2	O. 30	@ Stl	L 1-2	1-5-4
Ron Chipperfield	67	18	19	37	24	-	-	-	-	-	N. 2	NYI	W 7-5	2-5-4
Risto Siltanen	64	6	29	35	26	2	0	0	0	2	N. 4	BOS	L 1-2	2-6-4
Mark Messier	75	12	21	33	120	3	0	0	0	2	N. 7	@ Det	L 3-5	2-7-4
Pat Price	75	11	21	32	134	3	0	0	0	11	N. 8	@ Bos	L 2-4	2-8-4
Kevin Lowe	64	2	19	21	70	3	0	1	1	0	N. 11	TOR	L 3-6	2-9-4
Don Ashby (COL)	11	0	1	1	4	-	-	-	-	-	N. 13	@ Wsh	W 5-3	3-9-4
(EDM)	18	10	9	19	0	3	0	0	0	0	N. 15	@ Phi	L 3-5	3-10-4
(TOT)	29	10	10	20	4	-	-	-	-	-	N. 17	@ Hfd	L 0-4	3-11-4
Cam Connor	38	7	13	20	136	-	-	-	-	-	N. 18	@ Buf	L 7-9	3-12-4
Al Hamilton	31	4	15	19	20	1	0	0	0	0	N. 21	@ Tor	T 4-4	3-12-5
Lee Fogolin	80	5	10	15	104	3	0	0	0	4	N. 24	PHI	T 2-2	3-12-6
Dave Semenko	67	6	7	13	135	3	0	0	0	2	N. 28	CHI	W 4-2	4-12-6
Colin Campbell	72	2	11	13	196	3	0	0	0	11	N. 30	NYI	W 5-3	5-12-6
Bill Flett	20	5	2	7	2	-	-	-	-	-	D. 5	@ Min	L 1-6	5-13-6
Peter Driscoll	39	1	5	6	54	3	0	0	0	0	D. 7	@ Wpg	L 3-8	5-14-6
Dan Newman	10	3	1	4	0	-	-	-	-	-	D. 9	HFD	W 3-0	6-14-6
Kari Makkonen	9	2	2	4	0	-	-	-	-	-	D. 12	ATL	T 5-5	6-14-7
Ron Low (QUE)	15	0	2	2	0	-	-	-	-	-	D. 14	MTL	W 5-3	7-14-7
(EDM)	11	0	1	1	0	3	0	0	0	0	D. 16	WPG	L 3-4	7-15-7
(TOT)	26	0	3	3	0	-	-	-	-	-	D. 19	DET	L 4-6	7-16-7
Jim Corsi	26	0	3	3	6	-	-	-	-	-	D. 21	@ Col	L 4-5	7-17-7
Ed Mio	34	0	1	1	4	-	-	-	-	-	D. 22	@ LA	L 3-3	7-18-7
John Bednarski	1	0	0	0	0	-	-	-	-	-	D. 26	COL	W 4-3	8-18-7
Bob Dupuis	1	0	0	0	0	-	-	-	-	-	D. 28	@ Van	W 5-9	9-18-7
Ron Carter	2	0	0	0	0	-	-	-	-	-	D. 30	QUE	L 1-2	9-19-7
Mike Forbes	2	0	0	0	0	-	-	-	-	-	J. 2	HFD	T 3-3	9-19-8
Bryon Baltimore	2	0	0	0	0	-	-	-	-	-	J. 5	LA	T 3-3	9-19-9
Jim Harrison	3	0	0	0	0	-	-	-	-	-	J. 7	@ Mtl	L 3-4	9-20-9
Mike Toal	3	0	0	0	0	-	-	-	-	-	J. 9	@ Que	L 2-3	9-21-9
Ron Areshenkoff	4	0	0	0	0	-	-	-	-	-	J. 11	NYR	L 2-6	9-22-9
Alex Tidey	5	0	0	0	8	-	-	-	-	-	J. 13	BUF	W 6-5	10-22-9
Don Cutts	6	0	0	0	6	-	-	-	-	-	J. 16	@ Wsh	W 5-2	11-22-9
Poul Popiel	10	0	0	0	0	-	-	-	-	-	J. 17	@ Bos	L 1-7	11-23-9
Wayne Bianchin	11	0	0	0	7	-	-	-	-	-	J. 19	@ Pit	W 5-2	12-23-9
Dave Dryden	14	0	0	0	0	-	-	-	-	-	J. 20	@ Buf	T 4-4	12-23-10
											J. 23	PIT	W 4-3	13-23-10
											J. 26	TOR	W 8-3	14-23-10
											J. 27	PHI	L 3-5	14-24-10
											J. 29	@ Stl	L 2-3	14-25-10
											J. 30	@ LA	W 8-1	15-25-10
											F. 1	WPG	W 9-2	16-25-10
											F. 3	LA	W 5-3	17-25-10
											F. 6	STL	L 3-6	17-26-10
											F. 8	ATL	L 2-4	17-27-10
											F. 10	@ Wpg	T 2-2	17-27-11
											F. 13	@ Min	W 5-3	18-27-11
											F. 15	WSH	W 8-2	19-27-11
											F. 17	STL	T 5-5	19-27-12
											F. 19	@ Hfd	L 2-6	19-28-12
											F. 20	@ NYR	L 1-4	19-29-12
											F. 22	@ Col	L 1-3	19-30-12
											F. 24	BOS	L 2-4	19-31-12
											F. 27	@ Chi	W 5-2	20-31-12
											F. 29	BUF	L 2-4	20-32-12
											M. 1	VAN	L 2-5	20-33-12
											M. 5	@ NYI	L 4-6	20-34-12
											M. 6	@ Mtl	L 4-5	20-35-12
											M. 8	@ Pit	L 4-5	20-36-12
											M. 9	@ Phi	L 3-5	20-37-12
											M. 12	@ Que	W 6-3	21-37-12
											M. 14	CHI	W 6-4	22-37-12
											M. 15	MTL	L 3-7	22-38-12
											M. 19	NYR	W 4-2	23-38-12
											M. 21	PIT	W 9-2	24-38-12
											M. 25	@ Atl	W 5-4	25-38-12
											M. 26	@ Det	W 5-2	26-38-12
											M. 29	@ Tor	W 8-5	27-38-12
											A. 1	@ Van	L 0-5	27-39-12
											A. 2	MIN	T 1-1	27-39-13
											A. 4	COL	W 6-2	28-39-13

GOALTENDER	REGULAR SEASON					PLAYOFFS					
	GP	MINS	GA	SO	GAA	W-L-T	GP	MIN	GA	GAA	W-L
Ron Low (QUE)	15	828	51	0	3.70	5-7-2	-	-	-	-	-
(EDM)	11	650	37	0	3.42	8-2-1	3	212	12	3.40	0-3
(TOT)	26	1478	88	0	3.57	13-9-3	-	-	-	-	-
Don Cutts	6	269	16	0	3.57	1-2-1	-	-	-	-	-
Jim Corsi	26	1366	83	0	3.65	8-14-3	-	-	-	-	-
Bob Dupuis	1	60	4	0	4.00	0-1-0	-	-	-	-	-
Ed Mio	34	1711	120	1	4.21	9-13-5	-	-	-	-	-
Dave Dryden	14	744	53	0	4.27	2-7-3	-	-	-	-	-

## EDMONTON OILERS 1980-81 RESULTS & STATISTICS

COACH	REGULAR SEASON							PLAYOFFS				
	GP	W	L	T	PTS	GF	GA	GP	W	L	GF	GA
Bryan Watson (4-9-5) & Glen Sather (25-26-11)	80	29	35	16	74	328	327	9	5	4	35	35

4th Smythe Division, 14th Overall. Playoffs: Won Preliminary Round 3-0 vs Montreal, Lost Quarter-Final 4-2 vs NY Islanders.

PLAYER	REGULAR SEASON					PLAYOFFS					DATE	GAME-BY-GAME RESULTS			RECORD
	GP	G	A	PTS	PIM	GP	G	A	PTS	PIM		OPPONENT	RESULT		
Wayne Gretzky	80	55	109	164	28	9	7	14	21	4	O. 10	QUE	L 4-7	0-1-0	
Jari Kurri	75	32	43	75	40	9	5	7	12	4	O. 12	COL	L 2-3	0-2-0	
Mark Messier	72	23	40	63	102	9	2	5	7	13	O. 15	@ Buf	L 0-2	0-3-0	
Brett Callighen	55	25	35	60	32	9	4	4	8	6	O. 18	@ NYI	T 5-5	0-3-1	
Glenn Anderson	58	30	23	53	24	9	5	7	12	12	O. 19	@ NYR	W 4-3	1-3-1	
Matti Hagman	75	20	33	53	16	9	4	1	5	6	O. 22	CGY	W 5-3	2-3-1	
Risto Siltanen	79	17	36	53	54	9	2	0	2	8	O. 24	MIN	L 2-4	2-4-2	
Blair MacDonald	51	19	24	43	27	9	4	1	5	6	O. 26	LA	T 4-4	2-4-2	
Kevin Lowe	79	10	24	34	94	9	0	2	2	11	O. 29	TOR	T 4-4	2-4-3	
Stan Weir	70	12	20	32	40	5	0	0	0	2	N. 1	WSH	T 2-2	2-4-4	
Paul Coffey	74	9	23	32	130	9	4	3	7	22	N. 3	PIT	T 4-4	2-4-5	
Pat Price	59	8	24	32	193	9	2	0	2	8	N. 5	@ Van	L 3-4	2-5-5	
Lee Fogolin	80	13	17	30	137	9	0	0	0	12	N. 7	@ Wpg	W 4-2	3-5-5	
Dave Hunter	78	12	16	28	98	9	0	0	0	28	N. 9	STL	L 4-6	3-6-5	
Doug Hicks	59	5	16	21	76	9	1	1	2	4	N. 13	@ Phi	L 1-8	3-7-5	
Garry Unger (LA)	58	10	10	20	40	9	0	0	0	2	N. 15	@ Tor	L 2-4	3-8-5	
(EDM)	13	0	0	0	6	8	0	0	0	2	N. 16	@ Chi	W 5-4	4-8-5	
(TOT)	71	10	10	20	46	9	0	0	0	2	N. 19	VAN	L 4-6	4-9-5	
Dave Semenko	58	11	8	19	80	9	0	0	0	5	N. 23	BUF	W 6-3	5-9-5	
Don Murdoch	40	10	9	19	18	9	0	0	0	5	N. 25	@ Col	L 3-4	5-10-5	
Pat Hughes (PIT)	58	10	9	19	161	9	0	0	0	2	N. 26	CHI	W 10-3	6-10-5	
(EDM)	2	0	0	0	0	5	0	0	0	2	N. 28	@ Hfd	L 4-6	6-11-5	
(TOT)	60	10	9	19	161	9	0	0	0	2	N. 29	@ Bos	L 3-6	6-12-5	
Garry Lariviere (QUE)	52	3	13	16	50	9	0	3	3	8	D. 3	NYR	L 1-5	6-13-5	
(EDM)	13	0	2	2	6	9	0	3	3	8	D. 7	HFD	W 6-4	7-13-5	
(TOT)	65	3	15	18	56	9	0	3	3	8	D. 10	NYI	L 2-3	7-14-5	
Dave Lumley	53	7	9	16	74	7	1	0	1	4	D. 13	@ Mtl	L 1-4	7-15-5	
Curt Brackenbury	58	2	7	9	153	2	0	0	0	0	D. 14	@ Que	L 5-6	7-16-5	
Charlie Huddy	12	2	5	7	6	9	0	0	0	0	D. 16	@ Det	L 3-4	7-17-5	
Don Ashby	6	2	3	5	2	9	0	0	0	0	D. 17	@ Wsh	L 2-5	7-18-5	
Peter Driscoll	21	2	3	5	43	9	0	0	0	0	D. 20	MTL	W 4-3	8-18-5	
Eddie Mio	43	0	5	5	6	9	0	0	0	0	D. 23	@ LA	L 4-7	8-19-5	
John Hughes	18	0	3	3	18	9	0	0	0	0	D. 27	DET	L 4-4	8-19-6	
Ron Low	24	0	3	3	0	9	0	0	0	0	D. 28	PHI	L 1-2	8-20-6	
Tom Roulston	11	1	1	2	2	9	0	0	0	0	D. 30	@ Cgy	L 3-5	8-21-6	
Gary Edwards	15	0	2	2	0	1	0	0	0	0	J. 2	BOS	W 7-5	9-21-6	
Roy Sommer	3	1	0	1	7	9	0	0	0	0	J. 3	TOR	W 4-1	10-21-6	
Andy Moog	7	0	1	1	0	9	0	0	0	0	J. 7	WSH	W 6-3	11-21-6	
Tom Bladon	1	0	0	0	0	9	0	0	0	0	J. 9	HFD	T 6-6	11-21-7	
Peter LoPresti	2	0	0	0	0	9	0	0	0	0	J. 11	@ Que	L 6-3	12-21-7	
GOALTENDER	GP	MIN	GA	SO	GAA	W-L-T	GP	MIN	GA	GAA	W-L	J. 12	@ Mtl	L 0-5	12-22-7
Gary Edwards	15	729	44	0	3.62	5-3-4	1	20	2	6.00	0-0	J. 14	@ Tor	W 7-4	13-22-7
Andy Moog	7	313	20	0	3.83	3-3-0	9	526	32	3.65	5-4	J. 16	@ Buf	T 3-5	13-22-8
Eddie Mio	43	2393	155	0	3.89	16-15-9	9	526	32	3.65	5-4	J. 17	@ Stl	L 6-7	13-23-8
Ron Low	24	1260	93	0	4.43	5-13-3	9	526	32	3.65	5-4	J. 21	VAN	W 5-1	14-23-8
Pete LoPresti	2	105	8	0	4.57	0-1-0	9	526	32	3.65	5-4	J. 23	NYR	L 4-7	14-24-8
												J. 24	@ Min	L 1-6	14-25-8
												J. 28	MTL	W 9-1	15-25-8
												J. 30	CHI	W 4-2	16-25-8
												F. 1	@ Wsh	L 4-7	16-26-8
												F. 3	@ Stl	T 3-3	16-26-9
												F. 4	@ Chi	L 3-6	16-27-9
												F. 6	WPG	W 10-4	17-27-9
												F. 8	CGY	L 4-10	17-28-9
												F. 13	QUE	L 2-4	17-29-9
												F. 15	BUF	T 2-2	17-29-10
												F. 18	STL	W 9-2	18-29-10
												F. 20	BOS	L 1-5	18-30-10
												F. 21	@ Wpg	W 5-1	19-30-10
												F. 24	@ LA	L 2-5	19-31-10
												F. 25	PHI	W 5-2	20-31-10
												F. 27	DET	W 5-2	21-31-10
												F. 28	@ Col	L 1-3	21-32-10
												M. 3	@ NYI	L 8-8	21-32-11
												M. 4	@ NYR	T 5-5	21-32-12
												M. 7	@ Phi	W 5-3	22-32-12
												M. 8	@ Pit	L 4-6	22-33-12
												M. 12	NYI	L 0-5	22-34-12
												M. 15	@ Cgy	T 3-3	22-34-13
												M. 16	PIT	W 7-6	23-34-13
												M. 18	@ Min	W 5-3	24-34-13
												M. 20	MIN	T 1-1	24-34-14
												M. 21	LA	T 6-6	24-34-15
												M. 23	@ Bos	L 2-7	24-35-15
												M. 25	@ Hfd	W 7-2	25-35-15
												M. 28	@ Det	W 4-2	26-35-15
												M. 29	@ Pit	W 5-2	27-35-15
												A. 1	COL	T 4-4	27-35-16
												A. 3	@ Van	W 7-2	28-35-16
												A. 4	WPG	W 7-2	29-35-16





# EDMONTON OILERS 1981-82 RESULTS & STATISTICS

COACH	REGULAR SEASON								PLAYOFFS				
	GP	W	L	T	PTS	GF	GA	GP	W	L	GF	GA	
Glen Sather	80	48	17	15	111	417	295	5	2	3	23	27	

1st Smythe Division, 2nd Overall. Playoffs: Lost Smythe Division Semi-Final 3-2 vs Los Angeles.

PLAYER	REGULAR SEASON					PLAYOFFS					DATE	GAME-BY-GAME RESULTS			RECORD
	GP	G	A	PTS	PIM	GP	G	A	PTS	PIM		OPPONENT	RESULT		
Wayne Gretzky	80	92	120	212	26	5	5	7	12	8	O. 7	COL	W	7-4	1-0-0
Glenn Anderson	80	38	67	105	71	5	2	5	7	8	O. 9	@ Van	L	2-6	1-1-0
Paul Coffey	80	29	60	89	106	5	1	1	2	6	O. 10	@ LA	W	7-4	2-1-0
Mark Messier	78	50	38	88	119	5	1	2	3	8	O. 14	WPG	L	2-4	2-2-0
Jari Kurri	71	32	54	86	32	5	2	5	7	10	O. 16	CGY	W	8-4	3-2-0
Dave Lumley	66	32	42	74	96	5	2	1	3	21	O. 18	@ Chi	L	5-7	3-3-0
Risto Siltanen	63	15	48	63	24	5	3	2	5	10	O. 20	@ Cgy	W	5-4	4-3-0
Matti Hagman	72	21	38	59	18	3	1	0	1	0	O. 21	HFD	W	5-2	5-3-0
Pat Hughes	68	24	22	46	99	5	2	1	3	6	O. 23	PIT	W	8-3	6-3-0
Kevin Lowe	80	9	31	40	63	5	0	3	3	0	O. 24	@ Col	W	3-1	7-3-0
Dave Hunter	63	16	22	38	63	5	0	1	1	26	O. 27	@ NYI	L	3-4	7-4-0
Laurie Boschman (TOR)	54	9	19	28	150	-	-	-	-	-	O. 28	@ NYR	W	5-3	8-4-0
(EDM)	11	2	3	5	37	3	0	1	1	4	O. 31	QUE	W	11-4	9-4-0
(TOT)	65	11	22	33	187	-	-	-	-	-	N. 4	TOR	W	6-4	10-4-0
Lee Fogolin	80	4	25	29	154	5	1	1	2	14	N. 7	COL	L	4-5	10-5-0
Brett Callighen	46	8	19	27	28	2	0	0	0	2	N. 11	@ Hfd	T	4-4	10-5-1
Dave Semenko	59	12	12	24	194	4	0	0	0	2	N. 12	@ Bos	L	2-5	10-6-1
Doug Hicks	49	3	20	23	55	-	-	-	-	-	N. 14	@ NYI	T	5-5	10-6-2
Garry Lariviere	62	1	21	22	41	4	0	1	1	0	N. 15	@ NYR	W	5-3	11-6-2
Garry Unger	46	7	13	20	69	4	1	0	1	23	N. 17	@ Stl	W	5-1	12-6-2
Stan Weir	51	3	13	16	13	-	-	-	-	-	N. 19	@ Min	T	2-2	12-6-3
Charlie Huddy	41	4	11	15	48	5	1	2	3	14	N. 21	VAN	W	8-3	13-6-3
Tom Roulston	35	11	3	14	22	5	1	0	1	2	N. 23	DET	W	8-4	14-6-3
Mike Forbes	16	1	7	8	26	-	-	-	-	-	N. 25	LA	W	11-4	15-6-3
Grant Fuhr	48	0	6	6	6	5	0	1	1	0	N. 27	CHI	W	8-1	16-6-3
Ken Berry	15	2	3	5	9	-	-	-	-	-	N. 29	@ Wpg	W	10-2	17-6-3
Marc Habscheid	7	1	3	4	2	-	-	-	-	-	D. 1	@ Mtl	T	3-3	17-6-4
Lance Nethery (NYR)	5	0	0	0	0	-	-	-	-	-	D. 2	@ Que	L	8-9	17-7-4
(EDM)	3	0	2	2	2	-	-	-	-	-	D. 4	VAN	W	7-3	18-7-4
(TOT)	8	0	2	2	2	-	-	-	-	-	D. 5	@ Van	T	3-3	18-7-5
Curt Brackenbury	14	0	2	2	12	-	-	-	-	-	D. 9	@ LA	T	5-5	18-7-6
Andy Moog	8	0	1	1	2	-	-	-	-	-	D. 13	NYI	W	4-3	19-7-6
Todd Strueby	3	0	0	0	0	-	-	-	-	-	D. 16	@ Col	W	7-4	20-7-6
Walt Poddubny	4	0	0	0	0	-	-	-	-	-	D. 17	@ Cgy	W	5-4	21-7-6
Don Jackson	8	0	0	0	18	-	-	-	-	-	D. 19	MIN	W	9-6	22-7-6
Ron Low	29	0	0	0	2	-	-	-	-	-	D. 20	CGY	L	5-7	22-8-6
Randy Gregg	-	-	-	-	-	4	0	2	2	12	D. 22	VAN	L	6-1	23-8-6
											D. 23	LA	W	10-3	24-8-6
											D. 30	PHI	W	7-5	25-8-6
											D. 31	@ Van	L	1-3	25-9-6
											J. 2	BOS	T	4-4	25-9-7
											J. 6	COL	W	5-3	26-9-7
											J. 9	CGY	W	7-2	27-9-7
											J. 10	@ Cgy	L	1-5	27-10-7
											J. 13	@ Wsh	T	6-6	27-10-8
											J. 14	@ Phi	L	2-8	27-11-8
											J. 16	@ Tor	L	1-7	27-12-8
											J. 17	@ Det	T	4-4	27-12-9
											J. 20	STL	W	8-6	28-12-9
											J. 22	@ Van	W	4-3	29-12-9
											J. 24	COL	W	7-4	30-12-9
											J. 26	@ Stl	W	6-4	31-12-9
											J. 27	@ Chi	T	3-3	31-12-10
											J. 29	BUF	W	3-1	32-12-10
											F. 31	PHI	W	7-4	33-12-10
											F. 3	MTL	L	3-6	33-13-10
											F. 6	TOR	W	5-1	34-13-10
											F. 7	NYR	W	8-4	35-13-10
											F. 12	WSH	W	5-3	36-13-10
											F. 14	BOS	T	2-2	36-13-11
											F. 17	MIN	W	7-4	37-13-11
											F. 19	HTF	W	7-4	38-13-11
											F. 21	@ Det	W	7-3	39-13-11
											F. 24	@ Buf	W	6-3	40-13-11
											F. 27	@ Pit	W	4-1	41-13-11
											F. 28	@ Wsh	W	4-1	42-13-11
											M. 2	@ Mtl	T	3-3	42-13-12
											M. 3	@ Que	L	4-6	42-14-12
											M. 6	@ Col	L	2-5	42-15-12
											M. 10	@ LA	L	2-3	42-16-12
											M. 12	BUF	L	2-3	42-17-12
											M. 13	VAN	W	5-3	43-17-12
											M. 15	LA	T	3-3	43-17-13
											M. 17	PIT	W	10-4	44-17-13
											M. 19	CGY	T	3-3	44-17-14
											M. 25	@ Cgy	W	7-2	45-17-14
											M. 26	@ Col	T	6-6	45-17-15
											M. 28	@ LA	W	6-2	46-17-15
											M. 31	LA	W	7-3	47-17-15
											A. 4	WPG	W	2-1	48-17-15

# EDMONTON OILERS 1982-83 RESULTS & STATISTICS

COACH	REGULAR SEASON								PLAYOFFS			
	GP	W	L	T	PTS	GF	GA	GP	W	L	GF	GA
Glen Sather	80	47	21	12	106	424	315	16	11	5	80	50

1st Smythe Division, 3rd Overall. Playoffs: Stanley Cup Finalists; Won Smythe Division Semi-Final 3-0 vs Winnipeg, Won Smythe Division Final 4-1 vs Calgary, Won Campbell Conference Final 4-0 vs Chicago, Lost Stanley Cup Final 4-0 vs NY Islanders.

PLAYER	REGULAR SEASON					PLAYOFFS					DATE	GAME-BY-GAME RESULTS			RECORD
	GP	G	A	PTS	PIM	GP	G	A	PTS	PIM		OPPONENT	RESULT		
Wayne Gretzky	80	71	125	196	59	16	12	26	38	4	O. 5	CGY	W, 7-5	1-0-0	
Mark Messier	77	48	58	106	72	15	15	6	21	14	O. 8	NYI	L, 4-6	1-1-0	
Glenn Anderson	72	48	56	104	70	16	10	10	20	32	O. 9	@ Van	W, 6-3	2-1-0	
Jari Kurri	80	45	59	104	22	16	8	15	23	8	O. 12	@ Cgy	L, 4-9	2-2-0	
Paul Coffey	80	29	67	96	87	16	7	7	14	14	O. 14	@ Hfd	T, 4-4	2-2-1	
Ken Linseman	72	33	42	75	181	16	6	8	14	22	O. 16	@ Bos	L, 4-3	2-3-2	
Charlie Huddy	76	20	37	57	58	15	1	6	7	10	O. 17	@ Buf	L, 4-6	2-2-2	
Willy Lindstrom (WPG)	63	20	25	45	8	-	-	-	-	-	O. 20	HFD	W, 4-3	3-3-2	
(EDM)	10	6	5	11	2	16	2	11	13	4	O. 21	BOS	L, 3-5	3-4-2	
(TOT)	73	26	30	56	10	-	-	-	-	-	O. 24	@ Wpg	L, 5-9	3-5-2	
Pat Hughes	80	25	20	45	85	16	2	5	7	14	O. 27	CHI	T, 4-4	3-5-3	
Tom Roulston	67	19	21	40	24	16	1	2	3	0	O. 29	LA	W, 6-3	4-5-3	
Kevin Lowe	80	6	34	40	43	16	1	8	9	10	O. 31	VAN	L, 2-3	4-6-3	
Dave Lumley	72	13	24	37	158	16	0	0	0	19	N. 3	WPG	W, 7-2	5-6-3	
Jaroslav Pouzar	74	15	18	33	57	1	2	0	2	0	N. 5	NYR	W, 5-1	6-6-3	
Dave Hunter	80	13	18	31	120	16	4	7	11	60	N. 8	@ Que	T, 5-5	6-6-4	
Randy Gregg	80	6	22	28	54	16	2	4	6	13	N. 10	@ Pit	L, 4-5	6-7-4	
Dave Semenko	75	12	15	27	141	15	1	1	2	69	N. 11	@ NJ	W, 5-1	7-7-4	
Laurie Boschman	62	8	12	20	183	-	-	-	-	-	N. 13	@ Phi	W, 4-3	8-7-4	
Lee Fogolin	72	0	18	18	92	16	0	5	5	36	N. 14	@ NYR	W, 7-2	9-7-4	
Marc Habscheid	32	3	10	13	14	-	-	-	-	-	N. 16	@ NYI	L, 2-4	9-8-4	
Don Jackson	71	2	8	10	136	16	3	3	6	30	N. 20	VAN	T, 3-3	9-8-5	
Andy Moog	50	0	4	4	16	16	0	1	1	2	N. 21	QUE	L, 3-3	9-9-5	
John Blum	5	0	3	3	24	-	-	-	-	-	N. 24	WSH	T, 3-3	10-6-6	
Garry Unger	16	2	0	2	8	1	0	0	0	0	N. 26	@ Wpg	W, 6-5	10-6-6	
Garry Lariviere	17	0	2	2	14	1	0	1	1	2	N. 28	@ Det	W, 7-5	11-9-6	
L. Middlebrook (NJ)	9	0	1	1	2	-	-	-	-	-	D. 1	PHI	L, 2-4	11-10-6	
(EDM)	1	0	0	0	0	-	-	-	-	-	D. 4	CGY	L, 7-5	12-10-6	
(TOT)	10	0	1	1	2	-	-	-	-	-	D. 5	LA	W, 7-3	13-10-6	
Todd Strueby	1	0	0	0	0	-	-	-	-	-	D. 7	STL	W, 3-2	14-10-6	
Ron Low	3	0	0	0	0	-	-	-	-	-	D. 9	@ LA	T, 3-3	14-10-7	
Don Nachbauer	4	0	0	0	17	2	0	0	0	7	D. 11	@ Min	L, 4-5	14-11-7	
Grant Fuhr	32	0	0	0	6	1	0	0	0	0	D. 17	NJ	W, 10-4	15-11-7	
Ray Cote	-	-	-	-	-	14	3	2	5	4	D. 19	MTL	W, 5-2	16-11-7	
											D. 22	MIN	W, 8-2	17-11-7	
											D. 23	@ LA	W, 6-2	18-11-7	
											D. 26	@ Cgy	T, 4-4	18-11-8	
											D. 29	CHI	L, 6-8	18-12-8	
											D. 31	@ Van	W, 8-1	19-12-8	
											J. 1	WPG	W, 5-3	20-12-8	
											J. 4	@ Cgy	W, 6-3	21-12-8	
											J. 5	@ Wpg	W, 8-3	22-12-8	
											J. 7	PIT	W, 7-2	23-12-8	
											J. 9	DET	L, 3-4	23-13-8	
											J. 11	@ Stl	W, 7-5	24-13-8	
											J. 12	@ Chi	W, 10-4	25-13-8	
											J. 15	@ Min	W, 10-4	26-13-8	
											J. 18	@ LA	T, 3-3	26-13-9	
											J. 19	VAN	W, 9-4	27-13-9	
											J. 22	@ Van	L, 3-4	27-14-9	
											J. 23	LA	W, 8-6	28-14-9	
											J. 26	TOR	T, 6-6	28-14-10	
											J. 29	CGY	W, 5-4	29-14-10	
											J. 30	NYI	L, 2-4	29-15-10	
											F. 3	LA	L, 4-7	29-16-10	
											F. 4	MTL	W, 7-3	30-16-10	
											F. 11	QUE	W, 7-3	31-16-10	
											F. 14	@ Mtl	L, 2-4	31-17-10	
											F. 17	@ Pit	L, 3-7	31-18-10	
											F. 19	@ Buf	W, 10-7	32-18-10	
											F. 20	@ Cgy	W, 5-4	33-18-10	
											F. 22	@ Cgy	L, 1-4	33-19-10	
											F. 23	WSH	L, 6-3	34-19-10	
											F. 25	STL	T, 5-5	34-19-11	
											F. 27	WPG	W, 3-0	35-19-11	
											M. 1	@ NJ	W, 4-3	36-19-11	
											M. 2	@ Wsh	W, 5-3	37-19-11	
											M. 5	@ Tor	W, 6-3	38-19-11	
											M. 6	@ Bos	L, 2-5	38-20-11	
											M. 8	@ Htf	W, 9-4	39-20-11	
											M. 11	NYR	W, 3-1	40-20-11	
											M. 13	BUF	W, 6-2	41-20-11	
											M. 16	VAN	W, 4-3	42-20-11	
											M. 19	DET	W, 9-7	43-20-11	
											M. 21	@ Tor	L, 4-1	44-20-11	
											M. 23	@ Wpg	W, 4-7	44-21-11	
											M. 26	@ LA	W, 9-3	45-21-11	
											M. 29	@ Van	W, 7-4	46-21-11	
											A. 1	WPG	W, 7-2	47-21-11	
											A. 3	CGY	T, 3-3	47-21-12	



# EDMONTON OILERS 1983-84 RESULTS & STATISTICS

COACH	REGULAR SEASON							PLAYOFFS				
	GP	W	L	T	PTS	GF	GA	GP	W	L	GF	GA
Glen Sather	80	57	18	5	119	446	314	19	15	4	94	56

STANLEY CUP CHAMPIONS, 1st Smythe Division, 1st Overall. Playoffs: Won Smythe Division Semi-Final 3-0 vs Winnipeg, Won Smythe Division Final 4-3 vs Calgary, Won Campbell Conference Final 4-0 vs Minnesota, Won Stanley Cup Final 4-1 vs NY Islanders.

PLAYER	REGULAR SEASON					PLAYOFFS					GAME-BY-GAME RESULTS			RECORD	
	GP	G	A	PTS	PIM	GP	G	A	PTS	PIM	DATE	OPPONENT	RESULT		
Wayne Gretzky	74	87	118	205	39	19	13	22	35	12	O. 5	TOR	W, 5-6	1-0-0	
Paul Coffey	80	40	86	126	104	19	8	14	22	21	O. 7	@ Wpg	W, 8-4	2-0-0	
Jari Kurri	64	52	61	113	14	19	14	14	28	13	O. 9	MIN	W, 4-3	3-0-0	
Mark Messier	73	37	64	101	165	19	8	18	26	19	O. 12	DET	W, 8-3	4-0-0	
Glenn Anderson	80	54	45	99	65	19	6	11	17	33	O. 15	@ Cgy	W, 4-3	5-0-0	
Ken Linseman	72	18	49	67	119	19	10	4	14	65	O. 16	CGY	W, 5-1	6-0-0	
Pat Hughes	77	27	28	56	61	19	2	11	13	12	O. 19	@ Van	W, 10-7	7-0-0	
Dave Hunter	80	22	26	48	90	17	5	5	10	14	O. 20	@ LA	L, 2-7	7-1-0	
Kevin Lowe	80	4	42	46	59	19	3	7	10	16	O. 22	VAN	L, 2-5	OT	
Charlie Huddy	75	8	34	42	43	12	1	9	10	8	O. 25	@ Tor	L, 3-4	7-2-1	
Randy Gregg	80	13	27	40	56	19	3	7	10	21	O. 26	@ Mtl	W, 2-1	8-2-1	
Willy Lindstrom	73	22	16	38	38	19	5	5	10	10	O. 30	@ NYR	W, 5-4	OT	
Kevin McClelland (PIT)	24	2	4	6	62	-	-	-	-	-	N. 2	WSH	W, 11-3	10-2-1	
(EDM)	52	8	20	28	127	18	4	6	10	42	N. 5	PIT	W, 7-3	11-2-1	
(TOT)	76	10	24	34	189	-	-	-	-	-	N. 6	@ Wpg	W, 8-5	12-2-1	
Jaroslav Pouzar	67	13	19	32	44	14	1	2	3	12	N. 8	@ Que	W, 7-4	13-2-1	
Dave Lumley	56	6	15	21	68	19	3	7	10	16	N. 9	@ Wsh	W, 7-4	14-2-1	
Lee Fogolin	80	5	16	21	125	19	1	4	5	23	N. 12	@ Det	W, 7-3	15-2-1	
Don Jackson	64	8	12	20	120	19	1	2	3	32	N. 13	@ Chi	L, 3-5	15-3-1	
Dave Semenko	52	6	11	17	118	19	5	5	10	44	N. 18	BUF	W, 7-0	16-3-1	
Grant Fuhr	45	0	14	14	6	16	0	3	3	4	N. 19	NJ	W, 13-4	17-3-1	
Tom Roulston	24	5	7	12	16	-	-	-	-	-	N. 21	WPG	W, 7-6	18-3-1	
Pat Conacher	45	2	8	10	31	3	1	0	1	2	N. 23	@ LA	W, 7-3	19-3-2	
Rick Chartraw (NYR)	4	0	0	0	4	-	-	-	-	-	N. 25	@ Min	T, 2-3	OT	
(EDM)	24	2	6	8	21	1	0	0	0	2	N. 26	@ Stl	L, 6-4	19-4-2	
(TOT)	28	2	6	8	25	-	-	-	-	-	N. 30	Phi	L, 3-3	OT	
Ken Berry	13	2	3	5	10	-	-	-	-	-	D. 3	LA	T, 7-3	20-4-3	
Raimo Summanen	2	1	4	5	2	5	1	4	5	0	D. 4	NYI	L, 2-4	20-5-3	
Kari Jalonen (CGY)	9	0	3	3	0	-	-	-	-	-	D. 7	VAN	W, 5-4	21-5-3	
(EDM)	3	0	0	0	0	-	-	-	-	-	D. 10	@ Van	L, 2-3	21-6-3	
(TOT)	12	0	3	3	0	-	-	-	-	-	D. 13	@ NYI	L, 5-8	21-7-3	
Jim Playfair	2	1	1	2	2	-	-	-	-	-	D. 14	@ NYR	W, 9-4	22-7-3	
Tom Gorence	12	1	1	2	0	-	-	-	-	-	D. 17	QUE	W, 8-1	23-7-3	
Gord Sherven	2	1	0	1	0	-	-	-	-	-	D. 18	@ Wpg	W, 7-5	24-7-3	
Marc Habscheid	9	1	0	1	6	-	-	-	-	-	D. 21	WPG	W, 7-4	25-7-3	
Todd Strueby	1	0	1	1	2	-	-	-	-	-	D. 23	CGY	T, 5-5	OT	
John Blum	4	0	1	1	2	-	-	-	-	-	D. 25	@ Cgy	W, 6-3	26-7-4	
Andy Moog	38	0	1	1	4	7	0	0	0	2	D. 26	@ Van	W, 4-2	27-7-4	
Dean Clark	1	0	0	0	0	-	-	-	-	-	D. 28	BOS	W, 2-0	28-7-4	
Steve Graves	2	0	0	0	0	-	-	-	-	-	D. 30	@ Cgy	W, 9-6	29-7-4	
Reg Kerr	3	0	0	0	0	-	-	-	-	-	J. 3	MIN	W, 12-8	30-7-4	
Ray Cote	13	0	0	0	2	-	-	-	-	-	J. 7	HFD	W, 5-3	31-7-4	
Larry Melnyk	-	-	-	-	-	6	0	1	1	2	J. 9	@ Det	W, 7-3	32-7-4	
GOALTENDER	GP	MINS	GA	SO	GAA	W-L-T	GP	MIN	GA	GAA	W-L				
Andy Moog	38	2212	139	1	3.77	27-8-1	7	263	12	2.74	4-0	J. 11	@ Chi	W, 5-3	33-7-4
Grant Fuhr	45	2625	171	1	3.91	30-10-4	16	883	44	2.99	11-4	J. 13	@ Buf	L, 1-3	33-8-4
												J. 15	@ NYI	T, 5-4	34-8-4
												J. 18	VAN	W, 7-5	35-8-4
												J. 20	LA	W, 7-5	36-8-4
												J. 21	@ LA	W, 6-3	37-8-4
												J. 25	@ Van	W, 6-4	38-8-4
												J. 27	NJ	T, 3-3	OT
												J. 28	LA	L, 2-4	38-9-5
												F. 3	CGY	W, 10-5	39-9-5
												F. 5	@ Wsh	L, 2-9	39-10-5
												F. 7	@ NYI	L, 3-5	39-11-5
												F. 9	@ Phi	L, 3-4	39-12-5
												F. 11	@ Bos	L, 1-4	39-13-5
												F. 12	@ Hfd	L, 0-11	39-14-5
												F. 15	WPG	W, 7-4	40-14-5
												F. 17	BOS	W, 5-2	41-14-5
												F. 19	PIT	W, 7-3	42-14-5
												F. 21	@ Stl	W, 6-5	43-14-5
												F. 22	@ Pit	W, 9-2	44-14-5
												F. 24	CGY	W, 5-3	45-14-5
												F. 25	TOR	W, 8-3	46-14-5
												F. 27	@ Wpg	W, 6-5	OT
												F. 29	PHI	L, 3-5	47-14-5
												M. 4	MTL	L, 6-1	48-15-5
												M. 7	CHI	W, 7-4	49-15-5
												M. 10	NYR	L, 2-3	49-16-5
												M. 11	VAN	W, 12-2	50-16-5
												M. 13	@ Que	W, 6-5	OT
												M. 15	@ Mtl	L, 2-3	51-17-5
												M. 17	LA	W, 9-1	52-17-5
												M. 18	BUF	W, 4-3	53-17-5
												M. 21	HIF	W, 5-3	54-17-5
												M. 24	STL	L, 1-7	54-18-5
												M. 25	WPG	W, 3-2	55-18-5
												M. 27	@ Cgy	W, 9-2	56-18-5
												M. 31	@ LA	W, 4-3	57-18-5

# EDMONTON OILERS 1984-85 RESULTS & STATISTICS

COACH	REGULAR SEASON					PLAYOFFS						
	GP	W	L	T	PTS	GF	GA	GP	W	L	GF	GA
Glen Sather	80	49	20	11	109	401	298	18	15	3	98	57

STANLEY CUP CHAMPIONS. 1st Smythe Division, 2nd Overall. Playoffs: Won Smythe Division Semi-Final 3-0 vs Los Angeles, Won Smythe Division Final 4-0 vs Winnipeg, Won Campbell Conference Final 4-2 vs Chicago, Won Stanley Cup Final 4-1 vs Philadelphia.

PLAYER	REGULAR SEASON					PLAYOFFS					DATE	GAME-BY-GAME RESULTS			RECORD
	GP	G	A	PTS	PIM	GP	G	A	PTS	PIM		OPPONENT	RESULT		
Wayne Gretzky	80	73	135	208	52	18	17	30	47	4	O. 11 @ LA	T. 2-2 OT	0-0-1		
Jari Kurri	73	71	64	135	30	18	19	12	31	6	O. 12 STL	W. 5-1	1-0-1		
Paul Coffey	80	37	84	121	97	18	12	25	37	44	O. 14 QUE	W. 9-2	2-0-1		
Mike Krushelnyski	80	43	45	88	60	18	5	8	13	22	O. 16 BOS	W. 7-2	3-0-1		
Glenn Anderson	80	42	39	81	69	18	10	16	26	38	O. 18 @ Min	W. 7-5	4-0-1		
Mark Napier (MIN)	39	10	18	28	2	-	-	-	-	-	O. 19 @ Wpg	W. 7-4	5-0-1		
(EDM)	33	9	26	35	19	18	5	5	10	7	O. 21 @ CGY	T. 6-4	6-0-1		
(TOT)	72	19	44	63	21	-	-	-	-	-	O. 24 WSH	T. 3-3 OT	6-0-2		
Mark Messier	55	23	31	54	57	18	12	13	25	12	O. 26 LA	W. 8-2	7-0-2		
Charlie Huddy	80	7	44	51	46	18	3	17	20	17	N. 2 VAN	W. 7-0	8-0-2		
Dave Hunter	80	17	19	36	122	18	2	5	7	33	N. 2 CHI	W. 4-2	9-0-2		
Willy Lindstrom	80	12	20	32	18	18	5	1	6	8	N. 4 @ Wpg	T. 2-1	10-0-2		
Dave Lumley (HTF)	48	8	20	28	98	-	-	-	-	-	N. 6 @ Pit	W. 3-3 OT	10-0-3		
(EDM)	12	1	3	4	13	8	0	0	0	29	N. 8 @ NJ	W. 3-2	11-0-3		
(TOT)	60	9	23	32	111	-	-	-	-	-	N. 9 @ Wsh	W. 8-5	12-0-3		
Pat Hughes	73	12	13	25	85	10	1	1	2	4	N. 11 @ Phi	L. 5-7	12-1-3		
Kevin Lowe	80	4	21	25	104	16	0	5	5	8	N. 14 MTL	L. 2-4	12-2-3		
Kevin McClelland	62	8	15	23	212	18	1	3	4	75	N. 15 @ Cgy	L. 2-6	12-3-3		
Randy Gregg	57	3	20	23	32	17	0	6	6	12	N. 17 VAN	W. 7-0	13-3-3		
Don Jackson	78	3	17	20	141	9	0	0	0	64	N. 21 WPG	W. 7-5	14-3-3		
Dave Semenko	69	6	12	18	167	14	0	0	0	39	N. 24 STL	W. 7-6	15-3-3		
Bill Carroll	65	8	9	17	22	9	0	0	0	4	N. 27 @ Tor	W. 7-1	16-3-3		
Lee Fogolin	79	4	13	17	126	18	3	1	4	16	N. 29 @ Bos	W. 4-2	17-3-3		
Gord Sherven	37	9	7	16	10	-	-	-	-	-	N. 30 @ Hfd	W. 4-2	18-3-3		
Jaroslav Pouzar	33	4	8	12	28	9	2	1	3	2	D. 5 NYI	W. 6-4	19-3-3		
Larry Melnyk	28	0	11	11	25	12	1	3	4	26	D. 7 MIN	W. 2-3	20-3-3		
Marc Habscheid	26	5	3	8	4	-	-	-	-	-	D. 8 @ Van	L. 2-3	20-4-3		
Raimo Summanen	9	0	4	4	0	-	-	-	-	-	D. 13 @ LA	L. 2-7	20-5-3		
Grant Fuhr	46	0	3	3	6	18	0	3	3	2	D. 15 @ Stl	L. 8-2	21-5-3		
Marco Baron	1	0	0	0	0	-	-	-	-	-	D. 17 @ NJ	L. 2-5	21-6-3		
Daryl Reaugh	1	0	0	0	0	-	-	-	-	-	D. 19 LA	W. 7-3	22-6-3		
Ray Cote	2	0	0	0	2	-	-	-	-	-	D. 21 VAN	L. 1-3	22-7-3		
Steve Smith	2	0	0	0	2	-	-	-	-	-	D. 22 CGY	W. 7-1	23-7-3		
Mike Zanier	3	0	0	0	0	-	-	-	-	-	D. 26 @ Cgy	W. 6-5	24-7-3		
Andy Moog	39	0	0	0	8	2	0	0	0	0	D. 29 DET	W. 6-3	25-7-3		
Esa Tikkanen	-	-	-	-	-	3	0	0	0	2	D. 30 @ Van	T. 7-7 OT	25-7-4		
GOALTENDER	GP	MIN	GA	SO	GAA	W-L-T	GP	MIN	GA	GAA	W-L-T				
Andy Moog	39	2019	111	1	3.30	22-9-3	2	20	0	0.00	0-0				
Marco Baron	1	33	2	0	3.64	0-1-0	-	-	-	-	-				
Grant Fuhr	46	2559	165	1	3.87	26-8-7	18	1064	55	3.10	15-3				
Mike Zanier	3	185	12	0	3.89	1-1-1	-	-	-	-	-				
Daryl Reaugh	1	60	5	0	5.00	0-1-0	-	-	-	-	-				



# EDMONTON OILERS 1985-86 RESULTS & STATISTICS

COACH	REGULAR SEASON						PLAYOFFS					
	GP	W	L	T	PTS	GF	GA	GP	W	L	GF	GA
Glen Sather	80	56	17	7	119	426	310	10	6	4	41	30

1st Smythe Division, 1st Overall. Playoffs: Won Smythe Division Semi-Final 3-0 vs Vancouver, Lost Smythe Division Final 4-3 vs Calgary.

PLAYER	REGULAR SEASON					PLAYOFFS					GAME-BY-GAME RESULTS			RECORD	
	GP	G	A	PTS	PIM	GP	G	A	PTS	PIM	DATE	OPPONENT	RESULT		
Wayne Gretzky	80	52	163	215	46	10	8	11	19	2	O. 10	WPG	W, 4-3	1-0-0	
Paul Coffey	79	48	90	138	120	10	1	9	10	30	O. 13	STL	W, 6-3	2-0-0	
Jari Kurri	78	68	63	131	22	10	2	10	12	4	O. 16	NYI	W, 6-4	3-0-0	
Glenn Anderson	72	54	48	102	90	10	8	3	11	14	O. 18	BOS	W, 3-2	4-0-0	
Mark Messier	63	35	49	84	68	10	4	6	10	18	O. 20	@ LA	W, 8-5	5-0-0	
Mark Napier	80	24	32	56	14	10	1	4	5	0	O. 23	@ Wpg	L, 3-9	5-1-0	
Craig MacTavish	74	23	24	47	70	10	4	4	8	11	O. 25	CGY	W, 5-3	6-1-0	
Charlie Huddy	76	6	35	41	55	7	0	2	2	0	O. 28	@ Cgy	W, 6-4	7-1-0	
Mike Krushelnyski	54	16	24	40	22	10	4	5	9	16	O. 30	WPG	W, 7-3	8-1-0	
Raimo Summanen	73	19	18	37	16	5	1	1	2	0	N. 3	BUF	L, 0-2	8-2-0	
Dave Hunter	62	15	22	37	77	10	2	3	5	23	N. 4	TOR	W, 7-1	9-2-0	
Kevin McClelland	79	11	25	36	266	10	1	0	1	32	N. 5	@ Van	W, 6-4	10-2-0	
Randy Gregg	64	2	26	28	47	10	1	0	1	12	N. 6	@ LA	T, 4-4 OT	10-2-1	
Lee Fogolin	80	4	22	26	129	8	0	2	2	10	N. 8	VAN	W, 13-0	11-2-1	
Steve Smith	55	4	20	24	166	6	0	1	1	14	N. 12	VAN	L, 2-5	11-3-1	
Marty McSorley	59	11	12	23	265	8	0	2	2	50	N. 14	@ Phi	L, 3-5	11-4-1	
Dave Lumley	46	11	9	20	35	3	0	2	2	2	N. 16	@ NYI	L, 4-4 OT	11-4-2	
Dave Semenko	69	6	12	18	141	6	0	0	0	32	N. 17	@ NYR	W, 3-2 OT	12-4-2	
Kevin Lowe	74	2	16	18	90	10	1	3	4	15	N. 19	@ Que	W, 5-4	13-4-2	
Esa Tikkanen	35	7	6	13	28	8	3	2	5	7	N. 20	@ Mtl	W, 5-4 OT	14-4-2	
Don Jackson	45	2	8	10	93	8	0	0	0	21	N. 23	NJ	W, 3-2	15-4-2	
Mike Rogers (NYR)	9	1	3	4	2	-	-	-	-	-	N. 27	VAN	T, 5-5 OT	15-4-3	
(EDM)	8	1	0	1	0	-	-	-	-	-	N. 30	HFD	W, 8-5	16-4-3	
(TOT)	17	2	3	5	2	-	-	-	-	-	D. 1	CGY	W, 5-3	17-4-3	
Gord Sherven (MIN)	13	0	2	2	11	-	-	-	-	-	D. 3	@ LA	W, 8-4	18-4-3	
(EDM)	5	1	1	2	4	-	-	-	-	-	D. 5	LA	T, 8-4 OT	18-4-4	
(TOT)	18	1	3	4	15	-	-	-	-	-	D. 7	MIN	W, 8-4	19-4-4	
Risto Jalo	3	0	3	3	0	-	-	-	-	-	D. 8	CHI	W, 4-3	20-4-4	
Grant Fuhr	40	0	2	2	0	9	0	1	1	0	D. 10	@ STl	L, 3-7	20-5-4	
Andy Moog	47	0	2	2	8	1	0	0	0	0	D. 11	@ Chi	W, 12-9	21-5-4	
Ken Solheim	6	1	0	1	5	-	-	-	-	-	D. 13	@ Wpg	W, 6-3	22-5-4	
Jeff Brubaker (TOR)	21	0	0	0	67	-	-	-	-	-	D. 15	VAN	W, 5-3	23-5-4	
(EDM)	4	1	0	1	12	-	-	-	-	-	D. 18	WSH	L, 2-5	23-6-4	
(TOT)	25	1	0	1	79	-	-	-	-	-	D. 20	LA	W, 9-4	24-6-4	
Dean Hopkins	1	0	0	0	0	-	-	-	-	-	D. 22	WPG	L, 5-7	24-7-4	
Mike Moller	1	0	0	0	0	-	-	-	-	-	D. 29	@ Van	W, 5-3	25-7-4	
Selmar Odelein	4	0	0	0	0	-	-	-	-	-	D. 31	PHI	W, 4-3	26-7-4	
Jeff Beukeboom	-	-	-	-	-	1	0	0	0	4	J. 2	@ Cgy	W, 4-3	27-7-4	
GOALTENDER											J. 4	HFD	W, 4-3	28-7-4	
Andy Moog	47	2664	164	1	3.69	27-9-7	1	60	1	1.00	1-0	J. 5	CGY	W, 6-3	29-7-4
Grant Fuhr	40	2184	143	0	3.93	29-8-0	9	541	28	3.11	5-4	J. 8	@ Tor	L, 9-11	29-8-4
												J. 10	@ Que	L, 3-5	29-9-4
												J. 11	@ Mtl	W, 6-3	30-9-4
												J. 13	@ Bos	W, 5-3	31-9-4
												J. 15	@ Hfd	W, 4-1	32-9-4
												J. 18	NYR	L, 4-5	32-10-4
												J. 22	PIT	L, 4-7	32-11-4
												J. 25	NJ	W, 7-6 OT	33-11-4
												J. 25	LA	W, 5-2	34-11-4
												J. 27	@ Chi	W, 4-3	35-11-4
												J. 29	@ STl	T, 5-5 OT	35-11-5
												J. 31	CGY	W, 7-4	36-11-5
												F. 1	@ Cgy	T, 4-4 OT	36-11-6
												F. 6	@ NJ	W, 6-4	37-11-6
												F. 8	@ Wsh	L, 4-5 OT	37-12-6
												F. 9	@ Buf	L, 2-4	37-13-6
												F. 11	@ Det	W, 3-2	38-13-6
												F. 14	QUE	W, 8-2	39-13-6
												F. 16	BUF	W, 7-5	40-13-6
												F. 19	TOR	W, 9-5	41-13-6
												F. 22	BOS	L, 5-6 OT	41-14-6
												F. 24	MTL	W, 3-2	42-14-6
												F. 26	@ Wpg	W, 8-2	43-14-6
												M. 2	PHI	W, 2-1 OT	44-14-6
												M. 4	@ Van	W, 6-2	45-14-6
												M. 5	LA	W, 6-3	46-14-6
												M. 7	PIT	W, 5-3	47-14-6
												M. 9	@ LA	W, 7-3	48-14-6
												M. 11	@ Min	L, 0-4	48-15-6
												M. 12	@ Wpg	W, 8-5	49-15-6
												M. 14	DET	W, 12-3	50-15-6
												M. 18	WPG	W, 6-2	51-15-6
												M. 21	MIN	W, 5-4 OT	52-15-6
												M. 25	@ Det	W, 7-2	53-15-6
												M. 26	@ Pit	W, 8-3	54-15-6
												M. 28	@ NYR	L, 2-4	54-16-6
												M. 29	@ NYI	T, 4-4 OT	54-16-7
												A. 2	VAN	W, 8-4	55-16-7
												A. 4	@ Cgy	L, 3-9	55-17-7
												A. 6	@ Van	W, 3-2	56-17-7

# EDMONTON OILERS 1986-87 RESULTS & STATISTICS

COACH	REGULAR SEASON						PLAYOFFS					
	GP	W	L	T	PTS	GF	GA	GP	W	L	GF	GA
Glen Sather	80	50	24	6	106	372	284	21	16	5	87	57

STANLEY CUP CHAMPIONS, 1st Smythe Division, 1st Overall. Playoffs: Won Smythe Division Semi-Final 4-1 vs Los Angeles, Won Smythe Division Final 4-0 vs Winnipeg, Won Campbell Conference Final 4-1 vs Detroit, Won Stanley Cup Final 4-3 vs Philadelphia.

PLAYER	REGULAR SEASON					PLAYOFFS					DATE	GAME-BY-GAME RESULTS	RECORD
	GP	G	A	PTS	PIM	GP	G	A	PTS	PIM			
Wayne Gretzky	79	62	121	183	28	21	5	29	34	6	O. 9 @ Phi L 1-2	0-1-0	
Jari Kurri	79	54	54	108	41	21	15	10	25	20	O. 11 @ Mtl W 5-4 OT	1-1-0	
Mark Messier	77	37	70	107	73	21	12	16	28	16	O. 12 @ Wpg L 3-5	1-2-0	
Esa Tikkanen	76	34	44	78	120	21	7	2	9	20	O. 15 @ QUE W 5-2	2-2-0	
Glenn Anderson	80	35	38	73	65	21	14	13	27	59	O. 17 @ DET W 4-3	3-2-0	
Paul Coffey	59	17	50	67	49	17	3	8	11	30	O. 19 @ LA L 6-7	3-3-0	
Kent Nilsson (MIN)	44	13	33	46	12	-	-	-	-	-	O. 21 @ CHI L 9-1	4-3-0	
(EDM)	17	5	12	17	4	21	6	13	19	6	O. 22 @ Cgy W 3-6	4-4-0	
(TOT)	61	18	45	63	16	-	-	-	-	-	O. 24 @ BOS W 6-2	5-4-0	
Mike Krushelnyski	80	16	35	51	67	21	3	4	7	18	O. 26 @ VAN W 5-2	6-4-0	
Craig MacTavish	79	20	19	39	55	21	1	9	10	16	O. 29 @ WSH W 6-3	7-4-0	
Kevin Lowe	77	8	29	37	94	21	2	4	6	22	O. 31 @ Van W 6-2	8-4-0	
Moe Lemay (VAN)	52	9	17	26	128	-	-	-	-	-	N. 2 LA T 5-5 OT	8-4-1	
(EDM)	10	1	2	3	36	9	2	1	3	11	N. 5 CGY L 1-3	8-5-1	
(TOT)	62	10	19	29	164	-	-	-	-	-	N. 7 @ Cgy L 4-6	8-6-1	
Craig Muni	79	7	22	29	85	14	0	2	2	17	N. 8 MTL W 4-3	9-6-1	
Kevin McClelland	72	12	13	25	238	21	3	4	7	18	N. 11 @ NYI W 3-2 OT	10-6-1	
Randy Gregg	52	8	16	24	42	18	3	6	9	17	N. 13 @ Bos L 3-4 OT	10-7-1	
Steve Smith	62	7	15	22	165	15	1	3	4	45	N. 15 @ Hfd L 2-6	10-8-1	
Mark Napier	62	8	13	21	2	-	-	-	-	-	N. 16 @ NYR W 8-6	11-8-1	
Charlie Huddy	58	4	15	19	35	21	1	7	8	21	N. 19 @ NYR W 5-4 OT	12-8-1	
Raimo Summanen	48	10	7	17	15	-	-	-	-	-	N. 22 @ VAN W 5-2	13-8-1	
Dave Hunter	77	6	9	15	75	21	3	3	6	20	N. 24 @ Cgy L 5-6	13-9-1	
Reijo Ruotsalainen	16	5	8	13	6	-	-	-	-	-	N. 26 @ WPG W 4-3	14-9-1	
Normand Lacombe (BUF)	39	4	7	11	8	-	-	-	-	-	N. 28 CHI L 5-6 OT	14-10-1	
(EDM)	1	0	0	0	2	-	-	-	-	-	D. 3 NYI W 7-1	15-10-1	
(TOT)	40	4	7	11	10	-	-	-	-	-	D. 5 @ Pit W 4-2	16-10-1	
Jeff Beukeboom	44	3	8	11	124	-	-	-	-	-	D. 7 @ Phi L 2-5	16-11-1	
Marty McSorley	41	2	4	6	159	21	2	3	5	43	D. 9 @ Min W 5-2	17-11-1	
Jaroslav Pouzar	12	2	3	5	6	5	1	1	2	2	D. 10 @ Wpg W 7-4	18-11-1	
Stu Kulak	23	3	1	4	41	-	-	-	-	-	D. 12 @ WPG W 6-1	19-11-1	
Danny Gare	18	1	3	4	6	-	-	-	-	-	D. 14 @ LA W 4-2	20-11-1	
Lee Fogolin	35	1	3	4	17	-	-	-	-	-	D. 17 @ QUE W 5-3	21-11-1	
Mike Moller	6	2	1	3	0	-	-	-	-	-	D. 19 @ VAN W 4-2	22-11-1	
Steve Graves	12	2	0	2	0	-	-	-	-	-	D. 20 @ LA T 8-8 OT	22-11-2	
Grant Fuhr	44	0	2	2	6	19	0	1	1	0	D. 23 @ WPG L 1-2	22-12-2	
Andy Moog	46	0	2	2	8	2	0	0	0	0	D. 28 PHI W 6-4	23-12-2	
Dave Lumley	1	0	0	0	0	-	-	-	-	-	D. 30 @ Van W 7-3	24-12-2	
Wayne Van Dorp	3	0	0	0	25	3	0	0	0	2	J. 3 @ LA W 8-1	25-12-2	
Dave Semenko	5	0	0	0	0	-	-	-	-	-	J. 7 LA L 1-6	25-13-2	
Kelly Buchberger	-	-	-	-	-	3	0	1	1	5	J. 9 STL W 5-1	26-13-2	
GOALTENDER	GP	MIN	GA	SO	GAA	W-L-T	GP	MIN	GA	GAA	W-L		
Grant Fuhr	44	2388	137	0	3.44	22-13-3	19	1148	47	2.46	14-5		
Andy Moog	46	2461	144	0	3.51	28-11-3	2	120	8	4.00	2-0		



# EDMONTON OILERS 1987-88 RESULTS & STATISTICS

COACH	REGULAR SEASON					PLAYOFFS						
	GP	W	L	T	PTS	GF	GA	GP	W	L	GF	GA
Glen Sather	80	44	25	11	99	363	288	18	16	2	84	53

**STANLEY CUP CHAMPIONS**, 2nd Smyth Division, 3rd Overall. Playoffs: Won Smythe Division Semi-Final 4-1 vs Winnipeg, Won Smythe Division Final 4-0 vs Calgary, Won Campbell Conference Final 4-1 vs Detroit, Won Stanley Cup Final 4-0 vs Boston.

PLAYER	REGULAR SEASON					PLAYOFFS					GAME-BY-GAME RESULTS			RECORD	
	GP	G	A	PTS	PIM	GP	G	A	PTS	PIM	DATE	OPPONENT	RESULT		
Wayne Gretzky	64	40	109	149	24	19	12	31	43	16	O. 9	DET	L 1-4	0-1-0	
Mark Messier	77	37	74	111	103	19	11	23	34	29	O. 11	@ LA	W 9-2	1-1-0	
Jari Kurri	80	43	53	96	30	19	14	17	31	12	O. 14	CGY	L 4-5	1-2-0	
Craig Simpson (PIT)	21	13	13	26	34	-	-	-	-	-	O. 16	@ Cgy	W 5-2	2-2-0	
(EDM)	59	43	21	64	43	19	13	6	19	26	O. 17	BOS	W 4-3	3-2-0	
(TOT)	80	56	34	90	77	-	-	-	-	-	O. 21	LA	W 6-2	4-2-0	
Glenn Anderson	80	38	50	88	58	19	9	16	25	49	O. 23	@ Van	W 5-4 OT	5-2-0	
Esa Tikkanen	80	23	51	74	153	19	10	17	27	72	O. 24	VAN	W 9-5	6-2-0	
Geoff Courttnall (BOS)	62	32	26	58	108	-	-	-	-	-	O. 27	@ Que	L 0-5	6-3-0	
(EDM)	12	4	4	8	15	19	0	3	3	23	O. 28	@ Mtl	L 1-3	6-4-0	
(TOT)	74	36	30	66	123	-	-	-	-	-	O. 31	@ NJ	L 5-6	6-5-0	
Steve Smith	79	12	43	55	286	19	1	11	12	55	N. 4	NVR	W 7-6	7-5-0	
Mike Krushelnyski	76	20	27	47	64	19	4	6	10	12	N. 5	@ Cgy	T 4-4 OT	8-5-1	
Charlie Huddy	77	13	28	41	71	13	4	5	9	10	N. 7	BUF	T 5-0	9-5-1	
Craig MacLavish	80	15	17	32	47	19	0	1	1	31	N. 10	@ LA	T 4-4 OT	9-5-2	
Keith Acton (MIN)	46	8	11	19	24	7	2	0	2	16	N. 14	@ Stl	W 6-5 OT	10-5-2	
(EDM)	26	3	6	9	21	-	-	-	-	-	N. 15	@ Chi	L 4-5	10-6-2	
(TOT)	72	11	17	28	95	-	-	-	-	-	N. 18	QUE	W 4-1	11-6-2	
Dave Hannan (PIT)	21	4	3	7	23	-	-	-	-	-	N. 20	PIT	W 4-1	12-6-2	
(EDM)	51	9	11	20	43	12	1	1	2	8	N. 22	@ Wpg	L 3-4 OT	12-7-2	
(TOT)	72	13	14	27	66	-	-	-	-	-	N. 25	NJ	L 7-8 OT	12-8-2	
Marty McSorley	60	9	17	26	223	16	0	3	3	67	N. 27	CHI	W 4-3	13-8-2	
Jeff Beukeboom	73	5	20	25	201	7	0	0	0	16	N. 29	@ Buf	W 5-2	14-8-2	
Kevin Lowe	70	9	15	24	89	19	0	2	2	26	D. 1	@ Wash	L 4-7	14-9-2	
Craig Muni	72	4	15	19	77	19	0	4	4	31	D. 5	TOR	W 5-2	15-10-2	
Normand Lacombe	53	8	9	17	36	19	3	0	3	28	D. 6	MIN	W 10-4	16-10-2	
Kevin McClelland	74	10	6	16	281	19	2	3	5	68	D. 9	WPG	W 2-0	17-10-2	
Chris Joseph (PIT)	17	0	4	4	12	-	-	-	-	-	D. 11	VAN	W 2-1	18-10-2	
(EDM)	7	0	4	4	6	-	-	-	-	-	D. 12	@ Van	L 5-3	19-10-2	
(TOT)	24	0	8	8	18	-	-	-	-	-	D. 16	@ LA	W 6-7	19-11-2	
Grant Fuhr	75	0	8	8	16	19	0	1	1	6	D. 18	WPG	T 5-5 OT	19-11-3	
Steve Graves	21	3	4	7	10	-	-	-	-	-	D. 19	HFD	L 3-4	19-12-3	
Steve Dykstra (BUF)	27	1	1	2	91	-	-	-	-	-	D. 22	LA	W 5-2	19-13-3	
(EDM)	15	2	3	5	39	-	-	-	-	-	D. 26	@ Cgy	W 5-4	20-13-3	
(TOT)	42	3	4	7	130	-	-	-	-	-	D. 28	VAN	W 7-3	21-13-3	
Dave Hunter	21	3	3	6	6	-	-	-	-	-	D. 30	PHI	W 6-0	22-13-3	
Moe Mantha	25	0	6	6	26	-	-	-	-	-	J. 2	@ Wash	L 0-2	22-14-3	
Tom McMurphy	9	4	1	5	8	-	-	-	-	-	J. 4	@ Bos	T 2-2 OT	22-14-4	
John Miner	14	2	3	5	16	-	-	-	-	-	J. 6	@ Hfd	W 5-4	23-14-4	
Ron Shudra	10	0	5	5	6	-	-	-	-	-	J. 8	@ Wpg	T 4-4 OT	24-13-5	
Jim Wiemer	12	1	2	3	15	2	0	0	0	2	J. 9	NVI	W 5-3	25-13-5	
Randy Gregg	15	1	2	3	8	19	1	8	9	24	J. 11	WSH	W 3-2	26-13-5	
Bill Ranford	6	0	2	2	0	-	-	-	-	-	J. 13	CGY	W 5-3	27-13-5	
Selmar Odelein	12	0	2	2	33	-	-	-	-	-	J. 15	WPG	T 4-4 OT	27-13-6	
Jim Ennis	5	1	0	1	10	-	-	-	-	-	J. 18	@ Mtl	L 4-6	27-14-6	
Kelly Buchberger	19	1	0	1	81	-	-	-	-	-	J. 19	@ Que	T 4-4 OT	27-14-7	
Scott Metcalfe	2	0	0	0	0	-	-	-	-	-	J. 21	@ Phi	L 1-3	27-15-7	
Warren Skorodenski	3	0	0	0	0	-	-	-	-	-	J. 23	@ NYI	L 2-3	27-16-7	
Moe Lemay	4	0	0	0	2	-	-	-	-	-	J. 25	@ Pit	W 6-4	28-16-7	
Dave Donnelly	4	0	0	0	4	-	-	-	-	-	J. 29	CGY	L 4-5	28-17-7	
Daryl Reaugh	6	0	0	0	0	-	-	-	-	-	J. 30	HFD	W 5-2	29-17-7	
GOALTENDER	GP	MIN	GA	SO	GAA	W-L-T	GP	MIN	GA	GAA	W-L				
Bill Ranford	6	325	16	0	2.95	3-0-2	-	-	-	-	F. 3	NJ	W 8-5	30-17-7	
Grant Fuhr	75	4304	246	4	3.43	40-24-9	19	1136	55	2.90	16-2	F. 6	@ LA	L 2-7	30-18-7
Daryl Reaugh	6	176	14	0	4.77	1-1-0	-	-	-	-	F. 11	@ Van	W 7-2	31-18-7	
Warren Skorodenski	3	61	7	0	6.89	0-0-0	-	-	-	-	F. 12	BOS	L 4-7	31-19-7	
											F. 14	VAN	W 7-6	32-19-8	
											F. 17	TOT	T 4-4 OT	32-19-8	
											F. 19	PIT	W 7-3	33-19-8	
											F. 21	@ Wpg	W 4-4	34-19-8	
											F. 23	@ Stl	L 6-1	35-19-8	
											F. 24	@ Chi	L 4-6	35-20-8	
											F. 28	CGY	L 2-3	35-21-8	
											M. 1	LA	L 5-3	36-21-8	
											M. 4	PHI	W 7-4	37-21-8	
											M. 5	@ Cgy	L 4-7	37-22-8	
											M. 7	@ Wpg	W 6-0	38-22-8	
											M. 9	MTL	L 1-4	38-23-8	
											M. 12	@ Van	T 3-3 OT	38-23-9	
											M. 15	BUF	W 6-4	39-23-9	
											M. 18	WPG	W 4-1	40-23-9	
											M. 20	@ Min	T 5-5 OT	40-23-10	
											M. 22	@ Det	W 6-4	41-23-10	
											M. 24	@ NVR	L 1-6	41-24-10	
											M. 26	@ NYI	L 4-5	41-25-10	
											M. 28	@ Tor	W 6-4	42-25-10	
											M. 30	MIN	W 6-3	43-25-10	
											A. 1	STL	W 5-2	44-25-10	
											A. 3	LA	T 5-5 OT	44-25-11	

# EDMONTON OILERS 1988-89 RESULTS & STATISTICS

COACH	REGULAR SEASON								PLAYOFFS				
	GP	W	L	T	PTS	GF	GA	GP	W	L	GF	GA	
Glen Sather	80	38	34	8	84	325	306	7	3	4	20	25	

3rd Smythe Division, 7th Overall. Playoffs: Lost Smythe Division Semi-Final 4-3 vs Los Angeles.

PLAYER	REGULAR SEASON					PLAYOFFS					GAME-BY-GAME RESULTS				
	GP	G	A	PTS	PIM	GP	G	A	PTS	PIM	DATE	OPPONENT	RESULT	RECORD	
Jari Kurri	76	44	58	102	69	7	3	5	8	6	O. 7	NYI	W, 5-1	1-0-0	
Jimmy Carson	80	49	51	100	36	7	2	1	3	6	O. 9	WPG	W, 5-4	2-0-0	
Mark Messier	72	33	61	94	130	7	1	11	12	8	O. 12	VAN	L, 2-6	2-1-0	
Esa Tikkanen	67	31	47	78	92	7	1	3	4	12	O. 14	@ Cgy	L, 1-6	2-2-0	
Craig Simpson	66	35	41	76	80	7	2	0	2	10	O. 16	@ Wpg	T, 3-3 OT	2-2-1	
Glenn Anderson	79	16	48	64	93	7	1	2	3	8	O. 17	MIN	T, 3-3 OT	2-2-2	
Craig MacTavish	80	21	31	52	55	7	0	1	1	8	O. 19	LA	W, 8-6	3-2-2	
Charlie Huddy	76	11	33	44	52	7	2	0	2	4	O. 23	@ Van	L, 5-6	3-3-2	
Tomas Jonsson (NYI)	53	9	23	32	34	-	-	-	-	-	O. 25	@ LA	W, 5-4	4-3-2	
(EDM)	20	1	10	11	22	4	2	0	2	6	O. 29	WSH	W, 4-3 OT	5-3-2	
(TOT)	73	10	33	43	56	-	-	-	-	-	O. 30	CHI	L, 2-5	5-4-2	
Normand Lacombe	64	17	11	28	57	7	2	1	3	21	N. 2	STL	W, 5-4	6-4-2	
Keith Acton	46	11	15	26	47	-	-	-	-	-	N. 4	BUF	W, 7-3	7-4-2	
Miroslav Frycer (DET)	23	7	8	15	47	-	-	-	-	-	N. 6	@ Det	L, 2-5	7-5-2	
(EDM)	14	5	5	10	18	-	-	-	-	-	N. 8	@ Pit	W, 7-3	8-5-2	
(TOT)	37	12	13	25	65	-	-	-	-	-	N. 9	@ NJ	W, 3-2 OT	9-5-2	
Kevin Lowe	76	7	18	25	98	7	1	2	3	4	N. 12	@ Tor	W, 6-2	10-5-2	
Steve Smith	35	3	19	22	97	7	2	2	4	20	N. 13	@ Buf	W, 5-4 OT	11-5-2	
Kevin McClelland	79	6	14	20	161	7	0	2	2	16	N. 16	WPG	L, 1-2 OT	11-6-2	
Craig Muni	69	5	13	18	71	7	0	3	3	8	N. 19	TOR	W, 9-1	12-6-2	
Randy Gregg	57	3	15	18	28	7	1	0	1	6	N. 20	@ Wpg	L, 4-7	12-7-2	
Kelly Buchberger	66	5	9	14	234	-	-	-	-	-	N. 23	@ Min	T, 3-3 OT	12-7-3	
Craig Redmond	21	3	10	13	12	-	-	-	-	-	N. 24	@ Stl	W, 4-2	13-7-3	
Dave Hunter (WPG)	34	3	1	4	61	-	-	-	-	-	N. 26	@ Mtl	L, 5-7	13-8-3	
(EDM)	32	3	5	8	22	6	0	0	0	0	N. 28	@ Que	W, 7-4	14-8-3	
(TOT)	66	6	6	12	83	-	-	-	-	-	N. 30	VAN	W, 4-2	15-8-3	
Mark Lamb	20	2	8	10	14	6	0	2	2	8	D. 2	CGY	L, 4-7	15-9-3	
Chris Joseph	44	4	5	9	54	-	-	-	-	-	D. 4	NVR	W, 10-6	16-9-3	
Greg Adams	49	4	5	9	72	-	-	-	-	-	D. 7	QUE	W, 8-3	17-9-3	
Reed Larson	10	2	7	9	15	-	-	-	-	-	D. 8	@ Cgy	L, 3-5	17-10-3	
Doug Halward (DET)	18	0	1	1	36	-	-	-	-	-	D. 10	WPG	L, 6-7	17-11-3	
(EDM)	24	0	7	7	25	2	0	0	0	0	D. 14	@ Tor	W, 8-2	18-11-3	
(TOT)	42	0	8	8	61	-	-	-	-	-	D. 15	@ Bos	L, 3-4 OT	18-12-3	
Jeff Beukeboom	36	0	5	5	94	1	0	0	0	2	D. 17	@ Hfd	W, 4-2	19-12-3	
Dave Brown (PHI)	50	0	3	3	100	-	-	-	-	-	D. 19	@ Buf	T, 5-5 OT	19-12-4	
(EDM)	22	0	2	2	66	7	0	0	0	6	D. 21	VAN	L, 1-2	19-13-4	
(TOT)	72	0	5	5	166	-	-	-	-	-	D. 23	CGY	W, 4-1	20-13-4	
Martin Gelinas	6	1	2	3	0	-	-	-	-	-	D. 31	MTL	L, 2-4	20-14-4	
Doug Smith	19	1	1	2	9	-	-	-	-	-	J. 2	@ Min	W, 3-2 OT	21-14-4	
John LeBlanc	2	1	0	1	0	1	0	0	0	0	J. 4	QUE	W, 4-2	22-14-4	
Alan May	3	1	0	1	7	-	-	-	-	-	J. 7	@ Cgy	L, 2-7	22-15-4	
Mike Ware	2	0	1	1	11	-	-	-	-	-	J. 8	CGY	W, 6-0	23-15-4	
Ken Hammond	5	0	1	1	8	-	-	-	-	-	J. 10	@ LA	L, 4-5 OT	23-16-4	
Grant Fuhr	59	0	1	1	6	7	0	0	0	0	J. 13	@ Wsh	L, 3-5	23-17-4	
Nick Fotiu	1	0	0	0	0	-	-	-	-	-	J. 15	@ NJ	L, 0-1	23-18-4	
Francois Leroux	2	0	0	0	0	-	-	-	-	-	J. 16	@ Chi	T, 2-2 OT	23-18-5	
Selmar Odelein	2	0	0	0	2	-	-	-	-	-	J. 18	@ Wpg	W, 9-4	24-18-5	
Kim Issel	4	0	0	0	0	-	-	-	-	-	J. 20	PHI	T, 1-1 OT	24-18-6	
Glen Cochrane (CHI)	6	0	0	0	13	-	-	-	-	-	J. 21	PIT	L, 4-7	24-19-6	
(EDM)	12	0	0	0	52	-	-	-	-	-	J. 23	NYR	L, 2-3	24-20-6	
(TOT)	18	0	0	0	65	-	-	-	-	-	J. 25	CHI	L, 3-6	24-21-6	
Bill Ranford	29	0	0	0	2	-	-	-	-	-	J. 28	@ LA	W, 7-6	25-21-6	
GOALTENDER	GP	MIN	GA	SO	GAA.	W-L-T	GP	MIN	GA	GAA.	W-L	J. 31	@ Van	L, 2-6	25-22-6
Bill Ranford	29	1509	88	1	3.50	15-8-2	-	-	-	-	-	F. 1	VAN	W, 4-3	26-22-6
Grant Fuhr	59	3341	213	1	3.83	23-26-6	7	417	24	3.45	3-4	F. 3	DET	W, 8-5	27-22-6
												F. 5	NJ	L, 2-4	27-23-6
												F. 9	@ Phi	W, 3-1	28-23-6
												F. 11	@ Bos	L, 2-5	28-24-6
												F. 12	@ NYR	W, 3-1	29-24-6
												F. 14	@ NYI	L, 3-5	29-25-6
												F. 17	WSH	L, 2-8	29-26-6
												F. 19	BOS	L, 2-4	29-27-6
												F. 21	HFD	W, 7-4	30-27-6
												F. 24	LA	W, 4-1	31-27-6
												F. 25	STL	W, 5-3	32-27-6
												M. 1	MTL	W, 3-0	33-27-6
												M. 3	@ Wpg	W, 7-4	34-27-6
												M. 5	@ Pit	W, 4-2	35-27-6
												M. 6	@ Phi	T, 4-4 OT	35-27-7
												M. 8	@ Hfd	L, 3-7	35-28-7
												M. 11	CGY	T, 5-5 OT	35-28-8
												M. 12	LA	L, 3-6	35-29-8
												M. 15	DET	L, 6-8	35-30-8
												M. 16	@ Van	L, 0-3	35-31-8
												M. 19	NYI	W, 3-2	36-31-8
												M. 21	LA	L, 5-4	36-32-8
												M. 23	WPG	W, 5-4	37-32-8
												M. 25	@ LA	L, 2-4	37-33-8
												M. 29	@ Van	W, 5-2	38-33-8
												A. 2	@ Cgy	L, 2-4	38-34-8





# EDMONTON OILERS 1989-90 RESULTS & STATISTICS

COACH	REGULAR SEASON								PLAYOFFS				
	GP	W	L	T	PTS	GF	GA	GP	W	L	GF	GA	
John Muckler	80	38	28	14	90	315	283	22	16	6	93	60	

**STANLEY CUP CHAMPIONS, 2nd Smyth Division, 5th Overall. Playoffs: Won Smythe Division Semi-Final 4-3 vs Winnipeg, Won Smythe Division Final 4-0 vs Los Angeles, Won Campbell Conference Final 4-2 vs Chicago, Won Stanley Cup Final 4-1 vs. Boston.**

PLAYER	REGULAR SEASON				PLAYOFFS				GAME-BY-GAME RESULTS				RECORD	
	GP	G	A	PTS	PIM	GP	G	A	PTS	PIM	DATE	OPPONENT		RESULT
Mark Messier	79	45	84	129	79	22	9	22	31	20	O. 5	@ Van	W. 4-1	1-0-0
Jari Kurri	78	33	60	93	48	22	10	15	25	18	O. 7	@ LA	W. 6-5	2-0-0
Glenn Anderson	73	34	38	72	107	22	10	12	22	20	O. 11	VAN	L. 2-5	2-1-0
Petr Klima (PIT)	13	5	5	10	6	-	-	-	-	-	O. 13	BOS	T. 3-3 OT	2-1-1
(EDM)	63	25	28	53	66	21	5	0	5	8	O. 15	LA	L. 4-5 OT	2-2-1
(TOT)	76	30	33	63	72	-	-	-	-	-	O. 18	WPG	W. 7-2	3-2-1
Esa Tikkanen	79	30	33	63	161	22	13	11	24	26	O. 19	BOS	L. 3-0	3-3-1
Craig Simpson	80	29	32	61	180	22	16	15	31	8	O. 22	@ Wpg	L. 4-5	3-4-1
Craig MacIvish	80	21	22	43	89	22	2	6	8	29	O. 24	@ NYI	T. 3-3 OT	3-4-2
Steve Smith	75	7	34	41	171	22	5	10	15	37	O. 25	@ NVR	T. 3-3 OT	3-4-3
Kevin Lowe	78	7	26	33	140	20	0	2	2	10	O. 28	@ Que	W. 6-3	4-4-3
Joe Murphy (DET)	9	3	1	4	4	-	-	-	-	-	O. 29	@ Mtl	L. 4-5	4-5-3
(EDM)	62	7	18	25	56	22	6	8	14	16	N. 1	NJ	T. 6-6 OT	4-5-4
(TOT)	71	10	19	29	60	-	-	-	-	-	N. 3	CGY	W. 5-2	5-5-4
Mark Lamb	58	12	16	28	42	22	6	11	17	2	N. 4	PIT	L. 1-3	5-6-4
Martin Gelin	46	17	8	25	30	20	2	3	5	6	N. 6	@ Cgy	L. 1-5	5-7-4
Randy Gregg	48	4	20	24	42	20	2	6	8	16	N. 9	@ Bos	L. 2-6	5-8-4
Charlie Huddy	70	1	23	24	56	22	0	6	6	10	N. 11	@ Wsh	W. 5-3	6-8-4
Adam Graves (DET)	13	0	1	1	13	-	-	-	-	-	N. 12	@ Buf	L. 5-6	6-9-4
(EDM)	63	9	12	21	123	22	5	6	11	17	N. 15	LA	T. 2-2 OT	6-9-5
(TOT)	76	9	13	22	136	-	-	-	-	-	N. 17	BUF	W. 3-0	7-9-5
Vladimir Ruzicka	25	11	6	17	10	-	-	-	-	-	N. 19	CHI	W. 5-4 OT	8-9-5
Craig Muni	71	5	12	17	81	22	0	3	3	16	N. 21	VAN	W. 4-3	9-9-5
Geoff Smith	74	4	11	15	52	3	0	0	0	0	N. 24	@ Phi	L. 1-5	9-10-5
Reijo Ruotsalainen (NJ)	31	2	5	7	14	-	-	-	-	-	N. 25	@ NYI	W. 7-2	10-10-5
(EDM)	10	1	7	8	6	22	2	11	13	12	N. 27	@ DET	W. 11-2	11-10-5
(TOT)	41	3	12	15	20	-	-	-	-	-	N. 30	@ LA	W. 6-2	12-10-5
Jeff Beukeboom	46	1	12	13	86	2	0	0	0	0	D. 2	MIN	W. 6-1	13-10-5
Kelly Buchberger	55	2	6	8	168	19	0	5	5	13	D. 3	TOR	W. 5-3	14-10-5
Normand Lacombe	15	5	2	7	21	-	-	-	-	-	D. 8	LA	W. 5-4 OT	15-10-5
Peter Eriksson	20	3	3	6	24	-	-	-	-	-	D. 11	CGY	T. 3-3 OT	15-10-6
Dave Brown	60	0	6	6	145	3	0	0	0	0	D. 13	QUE	W. 5-1	16-10-6
Jimmy Carson	4	1	2	3	0	-	-	-	-	-	D. 16	@ SH	T. 3-3 OT	16-10-7
Kevin McClelland	10	1	1	2	13	-	-	-	-	-	D. 17	@ Chi	L. 5-6	16-11-7
Chris Joseph	4	0	2	2	2	-	-	-	-	-	D. 19	@ Min	W. 5-0	17-11-7
Bill Ranford	56	0	2	2	18	22	0	2	2	4	D. 21	WPG	W. 3-2	18-11-7
Mike Greenlay	2	0	1	1	0	-	-	-	-	-	D. 23	CGY	W. 2-1	19-11-7
Francois Leroux	3	0	1	1	0	-	-	-	-	-	D. 27	PHI	W. 2-1	20-11-7
Trevor Sim	3	0	1	1	2	-	-	-	-	-	D. 29	MTL	W. 6-2	21-11-7
Bruce Bell	1	0	0	0	0	-	-	-	-	-	D. 31	@ Wpg	L. 2-3	21-12-7
Randy Exelby	1	0	0	0	0	-	-	-	-	-	J. 2	@ SH	W. 6-4	22-12-7
Tom Lehmann	1	0	0	0	0	-	-	-	-	-	J. 3	@ Chi	L. 2-3	22-13-7
Norm Maciver	1	0	0	0	0	-	-	-	-	-	J. 6	HFD	L. 4-4 OT	22-13-8
Mike Ware	3	0	0	0	4	-	-	-	-	-	J. 9	CGY	W. 1-3	22-14-8
Eldon Reddick	11	0	0	0	0	1	0	0	0	0	J. 11	@ Cgy	W. 3-2 OT	23-14-8
Grant Fuhr	21	0	0	0	2	-	-	-	-	-	J. 16	@ LA	T. 3-3 OT	23-14-9
Anatoli Semenov	-	-	-	-	-	2	0	0	0	0	J. 16	DET	L. 4-6	23-15-9
											J. 17	WPG	W. 6-3	24-15-9
											J. 23	NVR	L. 3-4	24-16-9
											J. 25	LA	W. 7-6	25-16-9
											J. 27	VAN	W. 6-2	26-16-9
											J. 30	@ Hfd	T. 4-4 OT	26-16-10
											J. 31	@ Det	L. 5-7	26-17-10
											F. 2	@ Pit	L. 3-6	26-18-10
											F. 4	@ Wsh	W. 5-4 OT	27-18-10
											F. 6	@ NJ	T. 2-2 OT	27-18-11
											F. 7	@ NVR	L. 2-5	27-19-11
											F. 11	WPG	W. 7-4	28-19-11
											F. 14	Wsh	L. 3-4	28-20-11
											F. 16	@ Van	T. 2-2 OT	28-20-12
											F. 18	MIN	W. 3-2	29-20-12
											F. 20	@ Van	W. 4-2	30-20-12
											F. 21	BUF	W. 7-3	31-20-12
											F. 23	TOR	L. 5-6	31-21-12
											F. 25	@ Cgy	L. 4-10	31-22-12
											F. 28	@ LA	L. 2-4	31-23-12
											M. 3	PHI	W. 5-3	32-23-12
											M. 4	VAN	W. 6-3	33-23-12
											M. 6	PIT	W. 4-3 OT	34-23-12
											M. 9	@ Wpg	L. 5-7	34-24-12
											M. 10	@ Tor	L. 2-3	34-25-12
											M. 13	@ Que	W. 4-1	35-25-12
											M. 14	@ Mtl	T. 3-3 OT	35-25-13
											M. 17	NJ	L. 1-4	35-26-13
											M. 18	HFD	L. 1-3	35-27-13
											M. 21	STL	W. 8-6	36-27-13
											M. 24	NVI	T. 5-5 OT	36-27-14
											M. 27	@ Van	W. 4-1	37-27-14
											M. 30	@ Cgy	L. 2-6	37-28-14
											A. 1	@ Wpg	W. 4-2	38-28-14

# EDMONTON OILERS 1990-91 RESULTS & STATISTICS

COACH	REGULAR SEASON					PLAYOFFS						
	GP	W	L	T	PTS	GF	GA	GP	W	L	GF	GA
John Muckler	80	37	37	6	80	272	272	18	9	9	57	60

3rd Smythe Division, 11th Overall. Playoffs: Won Smythe Division Semi-Final 4-3 vs Calgary, Won Smythe Division Final 4-2 vs Los Angeles, Lost Campbell Conference Final 4-1 vs Minnesota.

PLAYER	REGULAR SEASON					PLAYOFFS					DATE	GAME-BY-GAME RESULTS			RECORD
	GP	G	A	PTS	PIM	GP	G	A	PTS	PIM		OPPONENT	RESULT		
Esa Tikkanen	79	27	42	69	85	18	12	8	20	24	O. 6	WPG	T. 3-3 OT	0-0-1	
Petr Klima	70	40	28	68	113	18	7	6	13	16	O. 7	TOR	W. 3-2	1-0-1	
Mark Messier	53	12	52	64	34	18	4	11	15	16	O. 11	@ LA	T. 5-5 OT	1-0-2	
Joe Murphy	80	27	35	62	35	15	2	5	7	14	O. 14	@ Van	L. 4-5 OT	1-1-2	
Craig Simpson	75	30	27	57	66	18	5	11	16	12	O. 16	STL	L. 2-5	1-2-2	
Glenn Anderson	74	24	31	55	59	18	6	7	13	41	O. 19	BOS	W. 8-1	2-2-2	
Steve Smith	77	13	41	54	193	18	1	2	3	45	O. 21	@ CGY	L. 1-2	2-3-2	
Martin Gelin	73	20	20	40	34	18	3	6	9	25	O. 24	@ Wpg	L. 1-3	2-4-2	
Ken Linseman	56	7	29	36	94	2	0	1	1	0	O. 25	@ Cgy	L. 2-4	2-5-2	
Craig MacTavish	80	17	15	32	76	18	3	3	6	20	O. 28	WSH	L. 0-1	2-6-2	
Anatoli Semenov	57	15	16	31	26	12	5	5	10	6	O. 31	WPG	L. 0-1 OT	2-7-2	
Charlie Huddy	53	5	22	27	32	18	3	7	10	10	N. 3	NI	L. 2-5	2-8-2	
Adam Graves	76	7	18	25	127	18	2	4	6	22	N. 6	@ Stl	L. 1-2	2-9-2	
Chris Joseph	49	5	17	22	59	-	-	-	-	-	N. 8	@ Chi	L. 3-5	2-10-2	
Kevin Lowe	73	3	13	16	113	14	1	1	2	14	N. 10	@ LA	L. 4-7	2-11-2	
Geoff Smith	59	1	12	13	55	4	0	0	0	0	N. 14	VAN	W. 5-3	3-11-2	
Mark Lamb	37	4	8	12	25	15	0	5	5	20	N. 16	BUF	W. 4-2	4-11-2	
Jeff Beukeboom	67	3	7	10	150	18	1	3	4	28	N. 18	NYI	W. 3-1	5-11-2	
Craig Muni	76	1	9	10	77	18	0	3	3	20	N. 20	CHI	L. 1-3	5-12-2	
Dave Brown	58	3	4	7	160	16	0	1	1	30	N. 23	@ Buf	L. 2-3 OT	5-13-2	
Norm Maciver	21	2	5	7	14	18	0	4	4	8	N. 24	@ Tor	W. 4-1	6-13-2	
Kelly Buchberger	64	3	1	4	160	12	2	1	3	25	N. 27	@ Bos	W. 7-3	7-13-2	
Bill Ranford	60	0	4	4	6	3	0	0	0	0	N. 29	@ Pit	L. 2-4	7-14-2	
Francois Leroux	1	0	2	2	0	-	-	-	-	-	D. 1	@ Hfd	W. 4-2	8-14-2	
Brad Aitken (PIT)	6	0	1	1	25	-	-	-	-	-	D. 2	@ Phi	W. 6-3	9-14-2	
(EDM)	3	0	1	1	0	-	-	-	-	-	D. 5	QUE	W. 3-2	10-14-2	
(TOT)	9	0	2	2	25	-	-	-	-	-	D. 7	NYR	W. 4-3	11-14-2	
Max Middelendorf	3	1	0	1	2	-	-	-	-	-	D. 9	@ CGY	L. 4-3	11-15-2	
Igor Vyazmikin	4	1	0	1	0	-	-	-	-	-	D. 12	VAN	L. 5-4	12-15-2	
David Haas	5	1	0	1	0	-	-	-	-	-	D. 15	@ LA	L. 3-8	12-16-2	
Greg Hawgood	6	0	1	1	6	-	-	-	-	-	D. 18	LA	W. 4-3	13-16-2	
Kari Takko (MIN)	2	0	0	0	0	-	-	-	-	-	D. 20	@ Van	L. 4-7	13-17-2	
(EDM)	11	0	1	1	0	-	-	-	-	-	D. 22	@ Cgy	W. 6-2	14-17-2	
(TOT)	13	0	1	1	0	-	-	-	-	-	D. 23	VAN	W. 4-3	15-17-2	
Eldon Reddick	2	0	0	0	0	-	-	-	-	-	D. 27	CGY	W. 4-1	16-17-2	
Tomas Srsen	2	0	0	0	0	-	-	-	-	-	D. 28	@ Van	W. 5-2	17-17-2	
Shaun Van Allen	2	0	0	0	0	-	-	-	-	-	D. 30	HFD	W. 4-3	18-17-2	
Dan Currie	5	0	0	0	0	-	-	-	-	-	J. 1	MTL	L. 0-3	18-18-2	
Grant Fuhr	13	0	0	0	0	17	0	2	2	2	J. 4	DET	W. 3-2	19-18-2	
											J. 8	@ Pit	L. 1-6	19-19-2	
											J. 9	@ Det	L. 3-5	19-20-2	
											J. 12	@ NI	W. 5-0 OT	20-20-2	
											J. 13	@ Phi	W. 5-3	21-20-2	
											J. 15	@ NYR	T. 6-1 OT	21-20-3	
											J. 17	@ NYI	T. 6-1	22-20-3	
											J. 22	LA	W. 4-2	23-20-3	
											J. 23	@ Van	L. 5-6	23-21-3	
											J. 25	NYR	L. 3-4	23-22-3	
											J. 27	@ Wpg	W. 3-2	24-22-3	
											J. 30	VAN	W. 9-4	25-22-3	
											F. 1	CHI	W. 4-3 OT	26-22-3	
											F. 3	@ Buf	W. 3-2	27-22-3	
											F. 5	@ Bos	L. 5-6 OT	27-23-3	
											F. 6	@ Hfd	L. 1-5	27-24-3	
											F. 8	@ Wsh	L. 3-6	27-25-3	
											F. 11	PIT	W. 7-5	28-25-3	
											F. 12	STL	L. 2-4	28-26-3	
											F. 14	LA	L. 2-3	28-27-3	
											F. 16	@ Tor	L. 2-4	28-28-3	
											F. 18	@ NI	W. 4-0	29-28-3	
											F. 20	@ Min	L. 1-5	29-29-3	
											F. 22	DET	T. 1-5 OT	29-29-4	
											F. 24	QUE	L. 6-3 OT	30-29-4	
											F. 27	@ Cgy	L. 2-4	30-30-4	
											M. 1	MIN	T. 1-1 OT	30-30-5	
											M. 2	MTL	L. 1-3	30-31-5	
											M. 5	@ Wpg	W. 5-4	31-31-5	
											M. 6	@ Min	L. 1-5	31-32-5	
											M. 8	PHI	W. 5-4	32-32-5	
											M. 10	WSH	L. 3-5	32-33-5	
											M. 13	NYI	W. 2-1	33-33-5	
											M. 15	@ Wpg	L. 3-4	33-34-5	
											M. 17	@ Mtl	W. 4-2	34-34-5	
											M. 19	@ Que	W. 7-6 OT	35-34-5	
											M. 23	WPG	L. 0-3	35-34-5	
											M. 24	LA	L. 3-4 OT	35-35-5	
											M. 26	@ LA	L. 0-2	35-36-5	
											M. 28	@ CGY	T. 4-4 OT	35-37-6	
											M. 29	CGY	W. 6-5 OT	36-37-6	
											M. 31	WPG	W. 6-3	37-37-6	



# EDMONTON OILERS 1991-92 RESULTS & STATISTICS

COACH	REGULAR SEASON						PLAYOFFS					
	GP	W	L	T	PTS	GF	GA	GP	W	L	GF	GA
Ted Green	80	36	34	10	82	295	297	16	8	8	49	54

3rd Smythe Division, 12th Overall. Playoffs: Won Smythe Division Semi-Final 4-2 vs Los Angeles, Won Smythe Division Final 4-2 vs Vancouver, Lost Campbell Conference Final 4-0 vs Chicago.

PLAYER	REGULAR SEASON				PLAYOFFS				GAME-BY-GAME RESULTS			RECORD			
	GP	G	A	PTS	PIM	GP	G	A	PTS	PIM	DATE		OPPONENT	RESULT	
Vincent Damphousse	80	38	51	89	53	16	6	8	14	8	O. 4	@ Cgy	L 2-9	0-1-0	
Joe Murphy	80	35	47	82	52	16	8	16	24	12	O. 6	LA	T 2-2 OT	0-1-1	
Craig Simpson	79	24	37	61	80	1	0	0	0	0	O. 8	@ LA	L 3-6	0-2-1	
Scott Mellanby	80	23	27	50	197	16	2	1	3	29	O. 10	@ Stl	L 2-3 OT	0-3-1	
Bernie Nicholls (Nyr)	1	0	0	0	0	-	-	-	-	-	O. 12	CGY	W 3-1	1-3-1	
(EDM)	49	20	29	49	40	16	8	11	19	25	O. 15	@ Det	L 1-3	1-4-1	
(TOT)	50	20	29	49	40	-	-	-	-	-	O. 17	@ Chi	L 2-4	1-5-1	
Dave Manson	79	15	32	47	220	16	3	9	12	44	O. 19	@ NYI	W 4-3	2-5-1	
Kelly Buchberger	79	20	24	44	157	16	1	4	5	32	O. 20	@ NYR	W 4-2	3-5-1	
Anatoli Semenov	59	20	22	42	16	8	1	1	2	6	O. 23	Wsh	L 5-6	3-6-1	
Norm Maciver	57	6	34	40	38	13	1	2	3	10	O. 26	VAN	L 5-4	4-6-1	
Petr Klima	57	21	13	34	52	15	1	4	5	8	O. 27	@ Van	W 6-3	5-6-1	
Craig MacTavish	80	12	18	30	98	16	3	0	3	28	O. 30	StL	T 2-2 OT	5-6-2	
Martin Gelinas	68	11	18	29	62	15	1	3	4	10	N. 1	NJ	L 1-3	5-7-2	
Esa Tikkanen	40	12	16	28	44	16	5	3	8	8	N. 3	@ Van	L 2-7	5-8-2	
Josef Beranek	58	12	16	28	18	12	2	1	3	0	N. 6	NYI	W 5-3	6-8-2	
Mark Lamb	59	6	22	28	46	16	1	1	2	10	N. 8	@ SJ	L 2-6	6-9-2	
David Maley (NJ)	37	7	11	18	58	-	-	-	-	-	N. 9	@ LA	L 4-4 OT	6-9-3	
(EDM)	23	3	6	9	46	10	1	1	2	4	N. 13	@ Pit	L 7-3	6-10-3	
(TOT)	60	10	17	27	104	-	-	-	-	-	N. 14	@ Phi	L 1-3	6-11-3	
Brian Glynn (MIN)	37	2	12	14	24	-	-	-	-	-	N. 16	@ Que	W 6-2	7-11-3	
(EDM)	25	2	6	8	6	16	4	1	5	12	N. 18	@ Mtl	L 0-1	7-12-3	
(TOT)	62	4	18	22	30	-	-	-	-	-	N. 23	WPG	L 6-2	7-13-3	
Luke Richardson	75	2	19	21	118	16	0	5	5	45	N. 27	CHI	W 6-4	8-13-3	
Geoff Smith	74	2	16	18	43	5	0	1	1	6	D. 3	VAN	T 4-4 OT	8-13-4	
Greg Hawgood	20	2	11	13	22	13	0	3	3	23	D. 6	PIT	W 5-3	10-13-4	
Kevin Lowe	55	2	7	9	107	11	0	3	3	16	D. 6	@ Wpg	T 4-4 OT	10-13-5	
Craig Muni	54	2	5	7	34	3	0	0	0	2	D. 8	SJ	W 3-1	11-13-5	
Jeff Beukeboom	18	0	5	5	78	-	-	-	-	-	D. 10	@ Van	W 7-4	12-13-5	
Troy Mallette	15	1	3	4	36	-	-	-	-	-	D. 12	@ SJ	L 3-6	12-14-5	
Louie DeBrusk	25	2	1	3	124	-	-	-	-	-	D. 14	WPG	W 7-5	13-14-5	
Peter Ing	12	0	3	3	0	-	-	-	-	-	D. 15	DET	L 7-4	13-15-5	
Bill Ranford	67	0	3	3	4	16	0	0	0	0	D. 18	@ Tor	W 1-5	14-15-5	
David Shaw	12	1	1	2	8	-	-	-	-	-	D. 20	@ Buf	T 4-4 OT	14-15-6	
Dan Currie	7	1	0	1	0	-	-	-	-	-	D. 21	@ Bos	L 3-6	14-16-6	
Scott Thornton	15	0	1	1	43	1	0	0	0	0	D. 23	CGY	W 5-3	15-16-6	
Martin Rucinsky	2	0	0	0	0	-	-	-	-	-	D. 28	LA	L 4-9	15-17-6	
Steven Rice	3	0	0	0	2	-	-	-	-	-	D. 29	MTL	L 1-3	15-18-6	
Francois Leroux	4	0	0	0	7	-	-	-	-	-	J. 2	@ LA	L 3-5	15-19-6	
Chris Joseph	7	0	0	0	8	5	1	3	4	2	J. 4	@ CGY	W 3-2	16-19-6	
Norm Foster	10	0	0	0	2	-	-	-	-	-	J. 5	CGY	L 2-3	16-20-6	
Ron Tugnutt (Que)	30	0	0	0	0	-	-	-	-	-	J. 8	@ Wpg	L 2-3	16-21-6	
(EDM)	3	0	0	0	2	2	0	0	0	0	J. 10	@ Buf	L 2-8	16-22-6	
(TOR)	33	0	0	0	2	-	-	-	-	-	J. 11	@ Det	T 5-5 OT	16-22-7	
GOALTENDER	GP	MINS	GA	SO	GAA	W-L-T	GP	MIN	GA	GAA	W-L				
Norm Foster	10	439	20	0	2.73	5-3-0	-	-	-	-	-	J. 13	@ Min	W 7-4	17-22-7
Bill Ranford	67	3822	228	1	3.58	27-26-10	16	909	51	3.37	8-8	J. 15	VAN	L 3-5	17-23-7
Peter Ing	12	463	33	0	4.28	3-4-0	-	-	-	-	-	J. 21	SJ	W 9-2	18-23-7
Ron Tugnutt	3	124	10	0	4.84	1-1-0	2	60	3	3.00	0-0	J. 23	NYR	L 1-3	18-24-7
												J. 25	@ SJ	L 2-5	18-25-7
												J. 28	@ Van	W 5-3	19-25-7
												J. 29	CHI	L 3-4	19-26-7
												F. 2	HFD	W 4-1	20-26-7
												F. 5	QUE	W 8-2	21-26-7
												F. 7	MTL	W 2-1	22-26-7
												F. 11	NYI	W 4-2	23-26-7
												F. 17	@ Min	W 5-4	24-26-7
												F. 13	@ Hfd	W 3-1	25-26-7
												F. 15	@ Phi	L 5-8	29-27-7
												F. 16	@ Tor	L 5-7	29-28-7
												F. 19	LA	W 4-3	28-28-7
												F. 21	BOS	L 3-5	28-29-7
												F. 23	BUF	L 5-2	27-29-7
												F. 26	WPG	W 6-1	28-29-7
												F. 28	PHI	W 4-2	29-29-7
												M. 1	@ Wpg	W 4-2	30-29-7
												M. 4	TOR	L 2-5	30-30-7
												M. 6	STL	W 5-3	31-30-7
												M. 11	NJ	T 2-2 OT	31-30-8
												M. 14	HFD	W 3-1	32-30-8
												M. 17	@ Pit	L 5-6	32-31-8
												M. 19	@ NJ	W 5-3	33-31-8
												M. 21	@ Bos	W 4-3	34-31-8
												M. 22	@ Wsh	L 2-6	34-32-8
												M. 24	@ Cgy	T 4-4 OT	34-32-9
												M. 27	MIN	W 5-3	35-32-9
												M. 29	LA	T 2-2 OT	35-32-10
												M. 31	@ Cgy	L 2-5	35-33-10
												A. 12	SJ	W 6-4	36-33-10
												A. 14	WPG	L 2-6	36-34-10

# EDMONTON OILERS 1992-93 RESULTS & STATISTICS

COACH	REGULAR SEASON						PLAYOFFS					
	GP	W	L	T	PTS	GF	GA	GP	W	L	GF	GA
Ted Green	84	26	50	8	60	242	337	-	-	-	-	-

5th Smythe Division, 20th Overall. Playoffs: Did not qualify.

PLAYER	REGULAR SEASON					PLAYOFFS					GAME-BY-GAME RESULTS				
	GP	G	A	PTS	PIM	GP	G	A	PTS	PIM	DATE	OPPONENT	RESULT	RECORD	
Petr Klima	68	32	16	48	100	-	-	-	-	-	O. 6	VAN	L	4-5	0-1-0
Doug Weight (NYR)	65	15	25	40	55	-	-	-	-	-	O. 8	@ Cgy	L	2-7	0-2-0
(EDM)	13	2	6	8	10	-	-	-	-	-	O. 10	@ Van	L	2-5	0-3-0
(TOT)	78	17	31	48	65	-	-	-	-	-	O. 11	TOR	T	3-3 OT	0-3-1
Shayne Corson	80	16	31	47	209	-	-	-	-	-	O. 14	@ Wpg	L	3-7	0-4-1
Craig Simpson	60	24	22	46	36	-	-	-	-	-	O. 15	@ Chi	W	4-3 OT	1-4-1
Dave Manson	83	15	30	45	210	-	-	-	-	-	O. 17	@ Det	L	2-4	1-5-1
Todd Elik (MIN)	46	13	18	31	48	-	-	-	-	-	O. 20	@ TB	L	1-6	1-6-1
(EDM)	14	1	9	10	8	-	-	-	-	-	O. 23	BOS	L	3-6	1-7-1
(TOT)	60	14	27	41	56	-	-	-	-	-	O. 25	CGY	L	0-4	1-8-1
Bernie Nicholls	46	8	32	40	40	-	-	-	-	-	O. 28	MIN	L	W 5-2	2-8-1
Zdeno Ciger (NJ)	27	4	8	12	2	-	-	-	-	-	O. 31	WSH	W	W 4-2	3-8-1
(EDM)	14	1	9	10	8	-	-	-	-	-	N. 3	OTT	W	W 5-2	4-8-1
(TOT)	60	14	27	41	56	-	-	-	-	-	N. 6	@ Wpg	W	W 6-1	5-8-1
Brian Benning (PHI)	37	9	17	26	93	-	-	-	-	-	N. 7	@ Min	T	2-2 OT	5-8-2
(EDM)	18	1	7	8	59	-	-	-	-	-	N. 10	@ Sth	T	4-4 OT	5-8-3
(TOT)	55	10	24	34	152	-	-	-	-	-	N. 12	@ SJ	W	W 4-3	6-8-3
Esa Tikkanen	66	14	19	33	76	-	-	-	-	-	N. 14	@ LA	L	2-6	6-9-3
Scott Mellanby	69	15	17	32	147	-	-	-	-	-	N. 18	VAN	W	W 4-2	7-9-3
Kelly Buchberger	83	12	18	30	133	-	-	-	-	-	N. 21	@ Van	L	0-9	7-10-3
Craig MacTavish	82	10	20	30	110	-	-	-	-	-	N. 22	NVI	L	5-5 OT	7-10-4
Igor Kravchuk (CHI)	38	6	9	15	30	-	-	-	-	-	N. 25	LA	L	1-3	7-11-4
(EDM)	17	4	8	12	2	-	-	-	-	-	N. 27	CHI	L	1-3	7-12-4
(TOT)	55	10	24	34	152	-	-	-	-	-	N. 28	TB	L	W 4-3 OT	8-12-4
Martin Gelinas	65	11	12	23	30	-	-	-	-	-	D. 1	@ SJ	W	W 3-1	9-12-4
Kevin Todd (NJ)	30	5	5	10	16	-	-	-	-	-	D. 3	@ Van	L	1-4	9-13-4
(EDM)	25	4	9	13	10	-	-	-	-	-	D. 5	STL	L	1-5	9-14-4
(TOT)	55	9	14	23	26	-	-	-	-	-	D. 7	@ Cgy	L	3-6	9-15-4
Brent Gilchrist	60	10	10	20	47	-	-	-	-	-	D. 8	CGY	W	W 3-1	10-15-4
Shjon Podesi	40	13	6	19	25	-	-	-	-	-	D. 10	MIN	W	W 3-2	11-15-4
Greg Hawgood	29	5	13	18	35	-	-	-	-	-	D. 12	@ TB	L	1-4	11-16-4
Geoff Smith	78	4	14	18	30	-	-	-	-	-	D. 13	@ NYI-x	W	W 4-2	11-17-4
Brian Glynn	64	4	12	16	60	-	-	-	-	-	D. 16	VAN	L	4-2	12-17-4
Luke Richardson	82	3	10	13	142	-	-	-	-	-	D. 18	LA	T	5-5 OT	12-17-5
Chris Joseph	33	2	10	12	48	-	-	-	-	-	D. 21	@ Cgy	L	2-3 OT	12-18-5
Vladimir Vujtek	30	1	10	11	8	-	-	-	-	-	D. 23	SJ	L	W 4-2	13-18-5
Craig Muni	72	0	11	11	67	-	-	-	-	-	D. 27	CGY	L	3-7	13-19-5
Louie DeBrusk	51	8	2	10	205	-	-	-	-	-	D. 29	MTL	L	3-6	13-20-5
Brad Werenka	27	5	4	9	24	-	-	-	-	-	D. 31	@ Wpg	L	2-3	13-21-5
Josef Beranek	26	2	6	8	28	-	-	-	-	-	J. 2	TB	W	W 2-1	14-21-5
Mike Hudson (CHI)	36	1	6	7	44	-	-	-	-	-	J. 3	PHI	T	2-2 OT	14-21-6
(EDM)	5	0	1	1	2	-	-	-	-	-	J. 5	@ Sth	L	1-6	14-22-6
(TOT)	41	1	7	8	46	-	-	-	-	-	J. 7	@ Chi	T	3-3 OT	14-22-7
Steven Rice	28	2	5	7	28	-	-	-	-	-	J. 9	@ Wsh	L	4-4	14-23-7
Shaun Van Allen	21	1	4	5	6	-	-	-	-	-	J. 10	@ Phi	L	0-4	14-24-7
Bill McDougall	4	2	1	3	4	-	-	-	-	-	J. 13	WPG	L	1-4	14-25-7
Bill Ranford	67	0	3	3	10	-	-	-	-	-	J. 15	HFD	W	W 3-1	15-25-7
Tyler Wright	7	1	1	2	19	-	-	-	-	-	J. 17	@ Buf	L	2-5 OT	16-25-7
David Maley	13	1	1	2	29	-	-	-	-	-	J. 19	LA	L	4-5	16-26-7
Scott Thornton	9	0	1	1	0	-	-	-	-	-	J. 22	PIT	W	W 2-1	17-26-7
Francois Leroux	1	0	0	0	0	-	-	-	-	-	J. 23	@ Wpg	L	5-8	17-27-7
Dan Currie	5	0	0	0	4	-	-	-	-	-	J. 27	DET	T	2-2 OT	17-27-8
Ron Tugnutt	26	0	0	0	2	-	-	-	-	-	J. 31	@ Buf	W	W 5-4 OT	18-27-8
											F. 2	@ Bos	W	W 4-3	19-27-8
											F. 3	@ Ott	L	3-3	19-28-8
											F. 9	@ LA	W	W 6-3	20-28-8
											F. 12	SJ	L	6-0	21-28-8
											F. 14	QUE	L	2-3 OT	21-29-8
											F. 16	@ NYI	L	2-7	21-30-8
											F. 18	@ Pit	L	W 5-4	22-30-8
											F. 20	@ Hfd	L	3-4	22-31-8
											F. 21	@ Mtl	L	3-4	22-32-8
											F. 23	@ Que	L	3-6	22-33-8
											F. 27	NYR	L	0-1	22-34-8
											F. 28	SJ	W	W 4-1	23-34-8
											M. 4	WPG	L	3-5	23-35-8
											M. 6	@ LA	L	1-6	23-36-8
											M. 7	@ SJ	L	3-6	23-37-8
											M. 10	DET	L	3-6	23-38-8
											M. 12	NJ	W	W 4-4	24-38-8
											M. 14	CHI	L	4-5 OT	24-39-8
											M. 17	@ NYR	W	W 4-3 OT	25-39-8
											M. 18	@ NJ	L	1-5	25-40-8
											M. 20	@ Tor	L	2-4	25-41-8
											M. 21	PIT-x	L	4-6	25-42-8
											M. 26	LA	L	1-4	25-43-8
											M. 27	TOR	L	2-6	25-44-8
											M. 31	MIN	W	W 5-2	26-44-8
											A. 3	WPG	L	4-6	26-45-8
											A. 6	@ SJ	L	2-5	26-46-8
											A. 7	@ Van	L	4-5 OT	26-47-8
											A. 11	WPG	L	5-7	26-48-8
											A. 13	CGY	L	4-4	26-49-8
											A. 15	@ Wpg	L	6-3	26-50-8

x-Denotes neutral site game.



# EDMONTON OILERS 1993-94 RESULTS & STATISTICS

COACH	REGULAR SEASON						PLAYOFFS					
	GP	W	L	T	PTS	GF	GA	GP	W	L	GF	GA
Ted Green (3-18-3) & Glen Sather (22-27-11)	84	25	45	14	64	261	305	-	-	-	-	-

6th Pacific Division, 23rd Overall. Playoffs: Did not qualify.

PLAYER	REGULAR SEASON					PLAYOFFS					GAME-BY-GAME RESULTS				RECORD
	GP	G	A	PTS	PIM	GP	G	A	PTS	PIM	DATE	OPPONENT	RESULT		
Doug Weight	84	24	50	74	47	-	-	-	-	-	O. 6	SJ	W, 3-2	1-0-0	
Jason Arnott	78	33	35	68	104	-	-	-	-	-	O. 8	NVI	W, 5-1	2-0-0	
Zdeno Ciger	84	22	35	57	8	-	-	-	-	-	O. 11	@ Van	L, 1-4	2-1-0	
Shayne Corson	64	25	29	54	118	-	-	-	-	-	O. 13	@ Ana	L, 3-4	2-2-0	
Igor Kravchuk	81	12	38	50	16	-	-	-	-	-	O. 14	@ LA	L, 4-4	2-2-1	
Bob Beers (TB)	16	1	5	6	12	-	-	-	-	-	O. 16	VAN	L, 2-3	2-3-1	
(EDM)	66	10	27	37	74	-	-	-	-	-	O. 18	@ Wpg	W, 3-6	2-4-1	
(TOT)	82	11	32	43	86	-	-	-	-	-	O. 20	CGY	L, 3-5	2-5-1	
Scott Pearson	72	19	18	37	165	-	-	-	-	-	O. 22	BOS	L, 1-3	2-6-1	
Fredrik Olausson (WPG)	18	2	5	7	10	-	-	-	-	-	O. 24	WSH	L, 2-3	2-7-1	
(EDM)	55	9	19	28	20	-	-	-	-	-	O. 26	@ SJ	L, 1-3	2-8-1	
(TOT)	73	11	24	35	30	-	-	-	-	-	O. 29	BUF	L, 3-6	2-9-1	
Steven Rice	63	17	15	32	36	-	-	-	-	-	O. 30	@ CGY	L, 1-4	2-10-1	
Boris Mironov (WPG)	65	7	22	29	96	-	-	-	-	-	N. 3	OTT	L, 5-7	2-11-1	
(EDM)	55	9	19	28	20	-	-	-	-	-	N. 6	@ STL	L, 5-6	2-12-1	
(TOT)	73	11	24	35	30	-	-	-	-	-	N. 9	@ Det	W, 0-3	2-13-1	
Ilya Byakin	44	8	20	28	30	-	-	-	-	-	N. 11	@ Bos	W, 4-2	2-14-1	
Dean McAmmond	45	6	21	27	16	-	-	-	-	-	N. 13	@ Hfd	L, 4-4	2-15-1	
Craig MacLavish	66	16	10	26	80	-	-	-	-	-	N. 15	@ Tor	W, 5-5	2-16-1	
Mike Stapleton (WPG)	58	7	4	11	18	-	-	-	-	-	N. 17	@ Mtl	L, 1-3	2-17-1	
(EDM)	23	5	9	14	28	-	-	-	-	-	N. 20	TOR	L, 2-3	2-18-1	
(TOT)	79	7	24	31	110	-	-	-	-	-	N. 21	ANA	L, 2-4	2-19-1	
Kelly Buchberger	84	3	18	21	199	-	-	-	-	-	N. 24	CHI	L, 1-3	2-20-1	
Kirk Maltby	68	11	8	19	74	-	-	-	-	-	N. 27	VAN	W, 2-1	2-21-1	
Vladimir Vujtek	40	4	15	19	14	-	-	-	-	-	N. 28	DAL	L, 5-6	2-22-1	
Brent Grieve (NYI)	3	0	0	0	7	-	-	-	-	-	D. 1	PHI	W, 3-1	2-23-1	
(EDM)	24	13	5	18	14	-	-	-	-	-	D. 5	@ Dal	W, 3-4	2-24-1	
(TOT)	27	13	5	18	21	-	-	-	-	-	D. 7	@ NYI	L, 4-4	2-25-1	
Dave Manson	57	3	13	16	140	-	-	-	-	-	D. 8	@ NYR	L, 2-1	2-26-1	
Scott Thornton	61	4	7	11	104	-	-	-	-	-	D. 11	@ NJ	L, 2-5	2-27-1	
Louie DeBrusk	48	4	6	10	185	-	-	-	-	-	D. 12	@ Phi	W, 2-1	2-28-1	
Adam Bennett	48	3	6	9	49	-	-	-	-	-	D. 15	VAN	W, 7-2	2-29-1	
Peter White	26	3	5	8	2	-	-	-	-	-	D. 17	STL	W, 4-2	2-30-1	
Shjon Podein	28	3	5	8	8	-	-	-	-	-	D. 19	STL	L, 1-4	2-31-1	
Luke Richardson	69	2	6	8	131	-	-	-	-	-	D. 21	@ Van	W, 3-6	2-32-1	
Brad Werenka	15	0	4	4	14	-	-	-	-	-	D. 22	CGY	W, 7-3	2-33-1	
Roman Oksiuta	10	1	2	3	4	-	-	-	-	-	D. 22	WPG	W, 6-0	2-34-1	
Geoff Smith	21	0	3	3	12	-	-	-	-	-	D. 27	MTL	W, 6-3	2-35-1	
Chris Joseph	10	1	1	2	28	-	-	-	-	-	D. 29	@ CGY	L, 1-7	2-36-1	
Ian Herbers	22	0	2	2	32	-	-	-	-	-	D. 30	SJ	L, 4-4	2-37-1	
Bill Ranford	71	0	2	2	2	-	-	-	-	-	J. 2	QUE	W, 6-4	2-38-1	
Todd Marchant (NYR)	1	0	0	0	0	-	-	-	-	-	J. 7	@ Chi	W, 4-2	2-39-1	
(EDM)	3	0	1	1	2	-	-	-	-	-	J. 9	@ Dal	L, 2-5	2-40-1	
(TOT)	4	0	1	1	2	-	-	-	-	-	J. 13	@ SJ	L, 4-6	2-41-1	
Gord Mark	12	0	1	1	43	-	-	-	-	-	J. 15	@ Pit	L, 3-4	2-42-1	
Jozef Cierny	1	0	0	0	0	-	-	-	-	-	J. 18	@ Ott	L, 3-4	2-43-1	
Wayne Cowley	1	0	0	0	0	-	-	-	-	-	J. 19	@ Buf	L, 1-1	2-44-1	
Jeff Chychrun	2	0	0	0	0	-	-	-	-	-	J. 24	VAN-x	L, 4-5	2-45-1	
Darcy Martini	2	0	0	0	0	-	-	-	-	-	J. 26	NJ	L, 3-3	2-46-1	
Brad Zawisha	2	0	0	0	0	-	-	-	-	-	J. 28	STL	L, 2-3	2-47-1	
Todd Elik	4	0	0	0	6	-	-	-	-	-	J. 29	DAL	L, 3-5	2-48-1	
Alexander Kerch	5	0	0	0	2	-	-	-	-	-	F. 2	CHI	W, 6-4	2-49-1	
Tyler Wright	5	0	0	0	4	-	-	-	-	-	F. 4	LA	L, 1-3	2-50-1	
Marc Laforge	5	0	0	0	21	-	-	-	-	-	F. 6	@ WPG	W, 3-2	2-51-1	
Fred Brathwaite	19	0	0	0	0	-	-	-	-	-	F. 9	@ CGY	L, 1-6	2-52-1	
GOALTENDER	GP	MIN	GA	SO	GAA	W-L-T	GP	MIN	GA	GAA	W-L				
Wayne Cowley	1	57	3	0	3.16	0-1-0	-	-	-	-	-	-	-	-	
Bill Ranford	71	4070	236	1	3.48	22-34-11	-	-	-	-	-	-	-	-	
Fred Brathwaite	19	982	58	0	3.54	3-10-3	-	-	-	-	-	-	-	-	

x - Denotes neutral site game.

## EDMONTON OILERS 1994-95 RESULTS & STATISTICS

COACH	REGULAR SEASON						PLAYOFFS					
	GP	W	L	T	PTS	GF	GA	GP	W	L	GF	GA
George Brunett (12-20-3) & Ron Low (5-7-1)	48	17	27	4	38	136	183	-	-	-	-	-

5th Pacific Division, 22nd Overall. Playoffs: Did not qualify.

PLAYER	REGULAR SEASON				PLAYOFFS					GAME-BY-GAME RESULTS					
	GP	G	A	PTS	PIM	GP	G	A	PTS	PIM	DATE	OPPONENT	RESULT	RECORD	
Doug Weight	48	7	33	40	69	-	-	-	-	-	J. 20	ANA	W. 2-1	1-0-0	
Jason Arnott	42	15	22	37	128	-	-	-	-	-	J. 22	@ LA	W. 4-3	2-0-0	
Shayne Corson	48	12	24	36	86	-	-	-	-	-	J. 23	@ Ana	L. 4-5 OT	2-1-0	
David Oliver	44	16	14	30	20	-	-	-	-	-	J. 25	@ Chi	L. 1-5	2-2-0	
Todd Marchant	45	13	14	27	32	-	-	-	-	-	J. 28	@ Det	L. 2-5	2-3-0	
Kelly Buchberger	48	7	17	24	82	-	-	-	-	-	J. 30	DET	L. 2-4	2-4-0	
Scott Thornton	47	10	12	22	89	-	-	-	-	-	F. 1	CHI	L. 0-7	2-5-0	
Igor Kravchuk	36	7	11	18	29	-	-	-	-	-	F. 3	TOR	W. 5-3	3-5-0	
Mike Stapleton	46	6	11	17	21	-	-	-	-	-	F. 7	@ Van	T. 4-4 OT	3-5-1	
Roman Oksiuta	26	11	2	13	8	-	-	-	-	-	F. 8	WPG	T. 3-3 OT	3-5-2	
Luke Richardson	46	3	10	13	40	-	-	-	-	-	F. 10	SJ	W. 5-1	4-5-2	
Jiri Slegl (VAN)	19	1	5	6	32	-	-	-	-	-	F. 12	ANA	W. 2-0	5-5-2	
(EDM)	12	1	5	6	14	-	-	-	-	-	F. 15	@ Tor	W. 4-1	6-5-2	
(TOT)	31	2	10	12	46	-	-	-	-	-	F. 17	@ Det	L. 2-4	6-6-2	
Kirk Maltby	47	8	3	11	49	-	-	-	-	-	F. 19	@ Chi	L. 1-4	6-7-2	
Dean Kennedy	40	2	8	10	25	-	-	-	-	-	F. 20	@ Stl	L. 0-4	6-8-2	
Fredrik Olausson	33	0	10	10	10	-	-	-	-	-	F. 22	DAL	W. 2-1	7-8-2	
Boris Mironov	29	1	7	8	40	-	-	-	-	-	F. 25	LA	L. 3-4	7-9-2	
Ken Sutton (BUF)	12	1	2	3	30	-	-	-	-	-	F. 28	@ Cgy	L. 2-5	7-10-2	
(EDM)	12	3	1	4	12	-	-	-	-	-	M. 1	DAL	L. 3-5	7-11-2	
(TOT)	24	4	3	7	42	-	-	-	-	-	M. 3	CHI	L. 2-5	7-12-2	
Peter White	9	2	4	6	0	-	-	-	-	-	M. 5	DET	W. 4-2	8-12-2	
Bryan Marchment	40	1	5	6	184	-	-	-	-	-	M. 8	@ SJ	W. 5-2	9-12-2	
Len Esau	14	0	6	6	15	-	-	-	-	-	M. 12	VAN	L. 2-5	9-13-2	
Scott Pearson	28	1	4	5	54	-	-	-	-	-	M. 14	STL	W. 6-5	10-13-2	
Zdeno Ciger	5	2	2	4	0	-	-	-	-	-	M. 17	SJ	W. 5-3	11-13-2	
Iain Fraser (DAL)	4	0	0	0	0	-	-	-	-	-	M. 20	CGY	W. 5-2	12-13-2	
(EDM)	9	3	0	3	0	-	-	-	-	-	M. 22	@ Dal	T. 4-4 OT	12-13-3	
(TOT)	13	3	0	3	0	-	-	-	-	-	M. 23	@ Dal	L. 1-2	12-14-3	
Louie DeBrusk	34	2	0	2	93	-	-	-	-	-	M. 26	@ Stl	L. 1-5	12-15-3	
Gord Mark	18	0	2	2	35	-	-	-	-	-	M. 27	@ Tor	L. 3-4	12-16-3	
Bill Ranford	40	0	2	2	2	-	-	-	-	-	M. 31	CGY	L. 2-6	12-17-3	
Jason Bonsignore	1	1	0	1	0	-	-	-	-	-	A. 1	VAN	L. 1-5	12-18-3	
Kent Nilsson	6	1	0	1	0	-	-	-	-	-	A. 3	@ LA	L. 2-7	12-19-3	
Tyler Wright	6	1	0	1	14	-	-	-	-	-	A. 5	@ Ana	L. 3-4 OT	12-20-3	
Ralph Intranuovo	1	0	1	1	0	-	-	-	-	-	A. 7	@ SJ	L. 0-5	12-21-3	
Joaquin Gage	2	0	1	1	0	-	-	-	-	-	A. 9	SJ	L. 2-5	12-22-3	
Micah Aivazoff	21	0	1	1	2	-	-	-	-	-	A. 13	@ Van	W. 6-4	13-22-3	
Dennis Bonvie	2	0	0	0	0	-	-	-	-	-	A. 15	CGY	L. 2-4	13-23-3	
Ryan Smyth	3	0	0	0	0	-	-	-	-	-	A. 17	@ Wpg	W. 6-5	14-23-3	
Marko Tuomainen	4	0	0	0	0	-	-	-	-	-	A. 19	LA	W. 2-0	15-23-3	
Dean McAmmond	6	0	0	0	0	-	-	-	-	-	A. 21	@ LA	T. 3-3 OT	15-23-4	
Fred Brathwaite	14	0	0	0	0	-	-	-	-	-	A. 22	@ Van	L. 1-6	15-24-4	
Ryan McGill (PHI)	12	0	0	0	13	-	-	-	-	-	A. 25	@ Wpg	W. 5-3	16-24-4	
(EDM)	8	0	0	0	8	-	-	-	-	-	A. 27	STL	W. 3-2 OT	17-24-4	
(TOT)	20	0	0	0	21	-	-	-	-	-	A. 29	WPG	L. 1-5	17-25-4	
GOALTENDER	GP	MIN	GA	SO	GAA	W-L-T	GP	MIN	GA	GAA	W-L				
Bill Ranford	40	2203	133	2	3.62	15-20-3	-	-	-	-	-	M. 1	TOR	L. 5-6	17-26-4
Fred Brathwaite	14	601	40	0	3.99	2-5-1	-	-	-	-	-	M. 3	@ Cgy	L. 3-5	17-27-4
Joaquin Gage	2	99	7	0	4.24	0-2-0	-	-	-	-	-				



# EDMONTON OILERS 1995-96 RESULTS & STATISTICS

COACH	REGULAR SEASON							PLAYOFFS				
	GP	W	L	T	PTS	GF	GA	GP	W	L	GF	GA
Ron Low	82	30	44	8	68	240	304	-	-	-	-	-

5th Pacific Division, 21st Overall. Playoffs: Did not qualify.

PLAYER	REGULAR SEASON					PLAYOFFS					DATE	GAME-BY-GAME RESULTS			RECORD
	GP	G	A	PTS	PIM	GP	G	A	PTS	PIM		OPPONENT	RESULT		
Doug Weight	82	25	79	104	95	-	-	-	-	-	O. 8	DET	L 1-3	0-1-0	
Zdeno Ciger	78	31	39	70	41	-	-	-	-	-	O. 10	@ SHI	L 3-5	0-2-0	
Jason Arnott	64	28	31	59	87	-	-	-	-	-	O. 13	@ Det	L 0-9	0-3-0	
Mariusz Czerkawski (BOS)	32	5	6	11	10	-	-	-	-	-	O. 15	@ Phi	L 1-7	0-4-0	
(EDM)	37	12	17	29	8	-	-	-	-	-	O. 17	@ NJ	W 3-1	1-4-0	
(TOT)	70	17	23	40	18	-	-	-	-	-	O. 18	@ Buf	L 1-4	1-5-0	
David Oliver	80	20	19	39	34	-	-	-	-	-	O. 21	VAN	W 6-4	2-5-0	
Todd Marchant	81	19	19	38	66	-	-	-	-	-	O. 22	SJ	T 1-1 OT	2-5-1	
Miroslav Satan	62	18	17	35	22	-	-	-	-	-	O. 27	WPG	W 7-5	3-5-1	
Boris Mironov	78	8	24	32	101	-	-	-	-	-	O. 31	NJ	W 2-1	4-5-1	
Jeff Norton (STL)	36	4	7	11	26	-	-	-	-	-	N. 1	@ Van	T 3-3 OT	4-5-2	
(EDM)	30	4	16	20	16	-	-	-	-	-	N. 4	TOR	T 3-3 OT	4-5-3	
(TOT)	66	8	23	31	42	-	-	-	-	-	N. 7	@ Det	L 2-4	4-6-3	
Dean McAmmond	53	15	15	30	23	-	-	-	-	-	N. 9	@ Fla	L 1-2	4-7-3	
Kelly Buchberger	82	11	14	25	184	-	-	-	-	-	N. 12	@ TB	W 5-3	5-7-3	
Scott Thornton	77	9	9	18	149	-	-	-	-	-	N. 12	@ Chi	T 4-4 OT	5-7-4	
Bryan Marchment	78	3	15	18	202	-	-	-	-	-	N. 14	@ Cgy	L 2-4	5-8-4	
Jiri Slegr	57	4	13	17	74	-	-	-	-	-	N. 15	MTL	L 1-4	5-9-4	
David Roberts (STL)	28	1	6	7	12	-	-	-	-	-	N. 17	DET	L 4-5	5-10-4	
(EDM)	6	2	4	6	6	-	-	-	-	-	N. 20	COL	L 1-3 OT	5-10-5	
(TOT)	34	3	10	13	18	-	-	-	-	-	N. 22	ANA	W 2-0	6-10-5	
Ryan Smyth	48	2	9	11	28	-	-	-	-	-	N. 24	@ Cgy	W 5-2	7-10-5	
Luke Richardson	82	2	9	11	108	-	-	-	-	-	N. 26	@ Wpg	L 0-4	7-11-5	
Glenn Anderson	17	4	6	10	27	-	-	-	-	-	N. 28	CHI	L 3-5	7-12-5	
Igor Kravchuk	26	4	4	8	10	-	-	-	-	-	D. 1	CGY	L 2-8	7-13-5	
Peter White	26	5	3	8	0	-	-	-	-	-	D. 2	STL	L 3-7	7-14-5	
Kent Manderville	37	3	5	8	38	-	-	-	-	-	D. 5	@ Van	L 2-6	7-15-5	
Kirk Maltby	49	2	6	8	61	-	-	-	-	-	D. 7	@ Col	W 5-3	8-15-5	
Ken Sutton	32	0	8	8	39	-	-	-	-	-	D. 9	@ SJ	W 4-2	9-15-5	
Donald Dufresne (STL)	3	0	0	0	4	-	-	-	-	-	D. 10	@ Ana	W 3-1	10-15-5	
(EDM)	42	1	6	7	16	-	-	-	-	-	D. 13	VAN	T 2-2 OT	10-15-6	
(TOT)	45	1	6	7	20	-	-	-	-	-	D. 15	@ Wpg	L 4-9	10-16-6	
Brett Hauer	29	4	2	6	30	-	-	-	-	-	D. 18	OTT	W 3-1	11-16-6	
Fredrik Olausson	20	0	6	6	14	-	-	-	-	-	D. 20	COL	L 1-4	11-17-6	
Louie DeBrusk	38	1	3	4	96	-	-	-	-	-	D. 22	@ Wsh	L 3-6	11-18-6	
Ralph Intranuovo	13	1	2	3	4	-	-	-	-	-	D. 23	@ Tor	L 1-6	11-19-6	
Greg de Vries	13	1	1	2	12	-	-	-	-	-	D. 27	PHI	W 3-2	12-19-6	
Jason Bonsignore	20	0	2	2	4	-	-	-	-	-	D. 29	LA	W 5-4 OT	13-19-6	
Tyler Wright	23	1	0	1	33	-	-	-	-	-	D. 30	NYR	L 3-8	13-20-6	
Curtis Joseph	34	0	1	1	4	-	-	-	-	-	J. 1	TB	L 0-5	13-21-6	
Bill Ranford	37	0	1	1	2	-	-	-	-	-	J. 5	FLA	L 2-3	13-22-6	
Nick Stajduhar	2	0	0	0	4	-	-	-	-	-	J. 7	ANA	W 3-1	14-22-6	
Bryan Muir	5	0	0	0	6	-	-	-	-	-	J. 9	HFD	L 1-5	14-23-6	
Fred Brathwaite	7	0	0	0	2	-	-	-	-	-	J. 13	BUF	W 5-4 OT	15-23-6	
Dennis Bonvie	8	0	0	0	47	-	-	-	-	-	J. 16	@ SHI	W 5-1	16-23-6	
Joaquin Gage	16	0	0	0	4	-	-	-	-	-	J. 17	@ Dal	W 4-3	17-23-6	
GOALTENDER	GP	MIN	GA	SO	GAA	W-L-T	GP	MIN	GA	GAA	W-L				
Fred Brathwaite	7	293	12	0	2.46	0-2-0	-	-	-	-	-	J. 24	DAL	L 3-5	17-24-6
Curtis Joseph	34	1936	111	0	3.44	15-16-2	-	-	-	-	-	J. 26	NYI	W 4-1	18-24-6
Joaquin Gage	16	717	45	0	3.77	2-8-1	-	-	-	-	-	J. 30	@ Cgy	L 2-3 OT	18-25-6
Bill Ranford	37	2015	128	1	3.81	13-18-5	-	-	-	-	-	J. 31	CHI	L 0-4	18-26-6
												F. 7	WSH	L 1-2	18-27-6
												F. 9	VAN	L 2-3 OT	18-28-6
												F. 11	CGY	W 4-2	19-28-6
												F. 14	ANA	W 3-2	20-28-6
												F. 16	@ Dal	L 1-6	20-29-6
												F. 18	@ Chi	L 1-4	20-30-6
												F. 19	@ Col	W 5-7	20-31-6
												F. 21	LA	W 7-2	21-31-6
												F. 23	BOS	L 4-7	21-32-6
												F. 25	@ NYI	L 0-2	21-33-6
												F. 27	@ Bos	W 4-3 OT	22-33-6
												F. 28	@ Hfd	T 4-4 OT	22-33-7
												M. 1	PIT	L 4-5	22-34-7
												M. 3	STL	L 3-4	22-35-7
												M. 6	@ LA	L 2-3	22-36-7
												M. 8	SJ	W 4-2	23-36-7
												M. 13	@ SJ	W 8-3	24-36-7
												M. 16	@ LA	W 5-2	25-36-7
												M. 17	@ Col	L 1-8	25-37-7
												M. 19	@ NYR	W 4-1	26-37-7
												M. 21	@ Pit	L 4-5	26-38-7
												M. 23	@ Mtl	W 6-5	27-38-7
												M. 24	@ Ott	W 3-2	28-38-7
												M. 27	LA	T 3-3 OT	28-38-8
												M. 29	WPG	W 3-2	29-38-8
												M. 30	TOR	L 3-4	29-39-8
												A. 1	@ Van	W 6-2	30-39-8
												A. 3	@ Ana	L 0-1	30-40-8
												A. 4	@ SJ	L 3-5	30-41-8
												A. 8	CGY	L 2-3	30-42-8
												A. 10	DAL	L 2-4	30-43-8
												A. 13	@ Tor	L 3-6	30-44-8

# EDMONTON OILERS 1996-97 RESULTS & STATISTICS

COACH	REGULAR SEASON						PLAYOFFS					
	GP	W	L	T	PTS	GF	GA	GP	W	L	GF	GA
Ron Low	82	36	37	9	81	252	247	12	5	7	32	37

3rd Pacific Division, 13th Overall. Playoffs: Won Western Conference Quarter-Final 4-3 vs Dallas, Lost Western Conference Semi-Final 4-1 vs Colorado.

PLAYER	REGULAR SEASON				PLAYOFFS			DATE	GAME-BY-GAME RESULTS			RECORD			
	GP	G	A	PTS	PIM	GP	G		A	PTS	PIM		OPPONENT	RESULT	
Doug Weight	80	21	61	82	80	12	3	8	11	8	O. 4	BUF	W. 4-3	1-0-0	
Ryan Smyth	82	39	22	61	76	12	5	5	10	12	O. 6	VAN	W. 2-0	2-0-0	
Andrei Kovalenko	74	32	27	59	81	12	4	3	7	6	O. 8	@ Tor	W. 4-2	3-0-0	
Jason Arnott	67	19	38	57	92	12	4	3	7	6	O. 9	@ Det	L. 2-2	3-1-0	
Mariusz Czerkawski	76	26	21	47	16	12	2	1	3	10	O. 11	STL	L. 1-3	3-2-0	
Kelly Buchberger	81	8	30	38	159	12	5	2	7	16	O. 14	@ Pho	W. 6-3	4-2-0	
Todd Marchant	79	14	19	33	44	12	4	2	6	12	O. 15	@ Col	L. 2-7	4-3-0	
Mike Grier	79	15	17	32	45	12	3	6	9	18	O. 20	@ Cgy	L. 3-6	4-4-0	
Boris Mironov	55	6	26	32	85	12	2	8	10	16	O. 22	PIT	W. 5-2	5-4-0	
Rem Murray	82	11	20	31	16	12	1	2	3	4	O. 24	@ LA	W. 8-2	6-4-0	
Dean McAmmond	57	12	17	29	28	-	-	-	-	-	O. 26	COL	L. 2-4	6-5-0	
Miroslav Satan	64	17	11	28	22	-	-	-	-	-	O. 30	PHO	W. 4-1	7-5-0	
Mats Lindgren	69	11	14	25	12	12	0	4	4	0	N. 1	VAN	L. 4-5	7-6-0	
Dan McGillis	73	6	16	22	52	12	0	5	5	24	N. 3	@ Chi	L. 2-4	7-7-0	
Drew Bannister (TB)	64	4	13	17	44	-	-	-	-	-	N. 6	@ Pit	W. 2-5	7-8-0	
(EDM)	1	0	1	1	0	12	0	0	0	30	N. 7	@ Bos	W. 6-0	8-8-0	
(TOT)	65	4	14	18	44	-	-	-	-	-	N. 9	@ Tor	L. 3-7	8-9-0	
Bryan Marchant	71	3	13	16	132	3	0	0	0	4	N. 11	Mtl	L. 2-3	9-10-0	
Petr Klima (LA)	8	0	4	4	2	-	-	-	-	-	N. 13	@ Ott	W. 4-0	9-10-0	
(PIT)	9	1	3	4	4	-	-	-	-	-	N. 17	DAL	L. 3-7	9-11-0	
(EDM)	16	1	5	6	6	6	0	0	0	4	N. 19	CHI	T. 4-4	OT 9-11-1	
(TOT)	33	2	12	14	12	-	-	-	-	-	N. 21	NYR	W. 3-2	10-11-1	
Kevin Lowe	64	1	13	14	50	1	0	0	0	0	N. 23	CGY	W. 3-2	11-11-1	
Jeff Norton	62	2	11	13	42	-	-	-	-	-	N. 26	@ Cgy	W. 10-1	12-11-1	
Luke Richardson	82	1	11	12	91	12	0	2	2	14	N. 27	LA	L. 1-5	12-12-1	
Barrie Moore (BUF)	31	2	6	8	18	-	-	-	-	-	N. 29	@ SJ	W. 4-2	13-12-1	
(EDM)	4	0	0	0	0	-	-	-	-	-	D. 1	@ Ana	L. 2-4	13-13-1	
(TOT)	35	2	6	8	18	-	-	-	-	-	D. 4	@ Col	L. 0-2	13-14-1	
Michel Petit	18	2	4	6	20	-	-	-	-	-	D. 8	OTT	W. 5-2	14-14-1	
Greg de Vries	37	0	4	4	52	12	0	1	1	8	D. 10	STL	L. 2-3	14-15-1	
David Oliver	17	1	2	3	4	-	-	-	-	-	D. 12	@ Det	T. 0-0	OT 14-15-2	
Louie DeBrusk	32	2	0	2	94	6	0	0	0	4	D. 15	@ Fla	L. 1-2	OT 14-15-3	
Ralph Intranuovo (TOR)	3	0	1	1	0	-	-	-	-	-	D. 18	COL	L. 2-4	OT 14-16-4	
(EDM)	5	1	0	1	0	-	-	-	-	-	D. 20	NIJ	L. 2-3	14-17-4	
(TOT)	8	1	1	2	0	-	-	-	-	-	D. 22	DET	L. 2-6	14-18-4	
Curtis Joseph	72	0	2	2	20	12	0	0	0	2	D. 23	@ Van	W. 7-0	15-18-4	
Steve Kelly	8	1	0	1	6	6	0	0	0	2	D. 27	PHI	L. 4-6	15-19-4	
Donald Dufresne	22	0	1	1	15	3	0	0	0	0	D. 28	SJ	W. 5-3	16-19-4	
Craig Millar	1	0	0	0	2	-	-	-	-	-	D. 30	LA	W. 2-1	17-19-4	
Sean Brown	5	0	0	0	4	-	-	-	-	-	J. 3	TOR	W. 4-3	18-19-4	
Jesse Belanger	6	0	0	0	0	-	-	-	-	-	J. 7	@ Tor	W. 5-2	19-19-4	
Joe Hulbig	6	0	0	0	0	6	0	1	1	2	J. 8	CHI	L. 1-4	19-20-4	
Bob Essensa	19	0	0	0	4	-	-	-	-	-	J. 11	@ SJ	L. 1-2	19-21-4	
Bryan Muir	-	-	-	-	-	5	0	0	0	4	J. 12	HFD	L. 2-1	OT 20-21-4	
GOALTENDER	GP	MIN	GA	SO	GAA	W-L-T	GP	MIN	GA	GAA	W-L	J. 15	FLA	W. 4-0	21-21-4
Bob Essensa	19	869	41	1	2.83	4-8-0	-	-	-	-	-	J. 21	@ NYR	L. 1-8	21-22-5
Curtis Joseph	72	4100	200	6	2.93	32-29-9	12	767	36	2.82	5-7	J. 24	@ Buf	W. 3-1	22-22-5
												J. 26	@ Wsh	L. 3-1	23-22-5
												J. 29	SJ	W. 3-1	24-22-5
												J. 31	NYI	W. 1-0	25-22-5
												F. 5	CGY	W. 5-2	26-22-5
												F. 9	ANA	L. 1-2	OT 26-23-5
												F. 12	WSH	W. 4-1	27-23-5
												F. 13	BOS	W. 4-3	28-23-5
												F. 15	@ Cgy	L. 2-3	OT 28-24-5
												F. 17	@ Ana	L. 2-2	OT 28-24-6
												F. 19	TOR	W. 6-5	28-25-6
												F. 21	COL	L. 3-4	OT 29-26-6
												F. 23	@ Dal	L. 1-6	29-27-6
												F. 26	@ Ana	T. 3-3	OT 29-27-7
												F. 27	@ LA	L. 3-6	29-28-7
												M. 1	MTL	L. 4-5	29-29-7
												M. 4	LA	W. 4-1	30-29-7
												M. 7	@ Dal	L. 1-2	30-30-7
												M. 9	@ SH	W. 4-1	31-30-7
												M. 11	@ NYI	L. 1-6	31-31-7
												M. 13	@ Phi	L. 4-5	OT 31-32-7
												M. 15	@ Hfd	W. 4-2	32-32-7
												M. 19	TB	L. 3-3	33-32-7
												M. 23	ANA	L. 1-4	33-33-7
												M. 24	@ SJ	W. 5-1	34-33-7
												M. 28	@ SJ	L. 3-4	34-34-7
												M. 29	@ Pho	L. 3-1	35-34-7
												M. 31	DAL	L. 1-3	35-35-7
												A. 3	CHI	W. 4-2	36-35-7
												A. 5	VAN	T. 2-2	OT 36-35-8
												A. 9	DET	T. 3-3	OT 36-35-9
												A. 11	PHO	L. 2-6	36-36-9
												A. 12	@ Van	L. 4-5	36-37-9





# EDMONTON OILERS 1997-98 RESULTS & STATISTICS

COACH	REGULAR SEASON								PLAYOFFS				
	GP	W	L	T	PTS	GF	GA	GP	W	L	GF	GA	
Ron Low	82	35	37	10	80	215	224	12	5	7	24	25	

3rd Pacific Division, 15th Overall. Playoffs: Won Western Conference Quarter-Final 4-3 vs Colorado, Lost Western Conference Semi-Final 4-1 vs Dallas.

PLAYER	REGULAR SEASON					PLAYOFFS					DATE	GAME-BY-GAME RESULTS		RECORD
	GP	G	A	PTS	PIM	GP	G	A	PTS	PIM		OPPONENT	RESULT	
Doug Weight	79	26	44	70	69	12	2	7	9	14	O. 1	@ SJ	W. 5-3	1-0-0
Dean McAmmond	77	19	31	50	46	12	1	4	5	12	O. 3	DET	L. 2-8	1-1-0
Boris Mironov	81	16	30	46	100	12	3	3	6	27	O. 5	COL	L. 0-3	1-2-0
Janne Niinimaa (PHI)	66	3	31	34	56	-	-	-	-	-	O. 8	NYR	T. 3-3 OT	1-2-1
(EDM)	11	1	8	9	6	11	1	1	2	12	O. 11	TOR	W. 2-1	2-2-1
(TOT)	77	4	39	43	62	-	-	-	-	-	O. 13	@ Van	L. 0-3	2-3-1
Roman Hamrlik (TB)	37	3	12	15	22	-	-	-	-	-	O. 15	COL	L. 2-6	2-4-1
(EDM)	41	6	20	26	48	12	0	6	6	12	O. 17	@ Ana	L. 1-2	2-5-1
(TOT)	78	9	32	41	70	-	-	-	-	-	O. 19	@ LA	W. 3-2 OT	3-5-1
Bill Guerin (NJ)	19	5	5	10	13	-	-	-	-	-	O. 21	BOS	L. 1-2	3-6-1
(EDM)	40	13	16	29	80	12	7	1	8	17	O. 24	PIT	W. 4-3	4-6-1
(TOT)	59	18	21	39	93	-	-	-	-	-	O. 29	PHO	W. 3-2	5-6-1
Todd Marchant	76	14	21	35	71	12	1	1	2	10	N. 3	@ BOS	L. 2-2 OT	5-7-2
Ryan Smyth	65	20	13	33	44	12	1	3	4	16	N. 5	@ NYI	T. 4-4 OT	5-7-3
Tony Hrkac (DAL)	13	5	3	8	0	-	-	-	-	-	N. 6	@ Phi	L. 2-6	5-8-3
(EDM)	36	8	11	19	10	12	0	3	3	2	N. 8	@ Wsh	L. 1-2	5-9-3
(TOT)	49	13	14	27	10	-	-	-	-	-	N. 10	@ Buf	T. 4-4 OT	5-9-4
Mats Lindgren	82	13	13	26	42	12	1	1	2	10	N. 12	CAR	L. 4-6	5-10-4
Dan McGillis	67	10	15	25	74	-	-	-	-	-	N. 15	CGY	T. 2-2 OT	5-10-5
Scott Fraser	29	12	11	23	6	11	1	1	2	0	N. 17	@ Phi	L. 3-6	5-11-5
Andrei Kovalenko	59	6	17	23	28	1	0	0	0	2	N. 19	@ Dal	L. 2-3	5-12-5
Kelly Buchberger	82	6	17	23	122	12	1	2	3	25	N. 20	@ Stl	W. 3-0	6-12-5
Valeri Zelepukin (NJ)	35	2	8	10	32	-	-	-	-	-	N. 22	@ Ott	W. 1-0	7-12-5
(EDM)	33	2	10	12	57	8	1	2	3	2	N. 25	CHI	T. 2-2 OT	7-12-6
(TOT)	68	4	18	22	89	-	-	-	-	-	N. 28	ANA	L. 1-3	7-13-6
Rem Murray	61	9	9	18	39	11	1	4	5	2	N. 30	SJ	W. 6-1	8-14-6
Jason Arnott	35	5	13	18	78	-	-	-	-	-	D. 2	@ Col	L. 2-4	8-14-6
Mike Grier	66	9	6	15	73	12	2	2	4	13	D. 3	@ Dal	L. 1-4	8-15-6
Greg de Vries	65	7	4	11	80	7	0	0	0	21	D. 5	@ Dal	L. 1-4	8-15-6
Bobby Dollas (ANA)	22	0	1	1	27	-	-	-	-	-	D. 7	DET	W. 3-1	9-15-6
(EDM)	30	2	5	7	22	11	0	0	0	16	D. 7	@ Chi	T. 3-3 OT	9-15-7
(TOT)	52	2	6	8	49	-	-	-	-	-	D. 10	@ NJ	L. 2-4	9-16-7
Drake Berehowsky	67	1	6	7	169	12	1	2	3	14	D. 12	@ Det	W. 3-2	10-16-7
Boyd Devereaux	38	1	4	5	6	-	-	-	-	-	D. 13	@ Stl	W. 4-1	11-16-7
Craig Millar	11	4	0	4	8	-	-	-	-	-	D. 17	CHI	T. 0-0 OT	11-16-8
Joe Hulbig	17	2	2	4	2	-	-	-	-	-	D. 20	DAL	L. 1-2 OT	11-17-8
Ray Whitney	9	1	3	4	0	-	-	-	-	-	D. 22	@ Mtl	T. 3-3 OT	11-17-9
Bryan Marchment	27	0	4	4	58	-	-	-	-	-	D. 23	@ Tor	L. 4-5	11-18-9
Mike Watt	17	1	2	3	4	-	-	-	-	-	D. 27	COL	L. 1-3	11-19-9
Frank Musil	14	1	2	3	8	7	0	0	0	6	D. 30	PHI	L. 1-3	11-20-9
Steve Kelly	19	0	2	2	8	-	-	-	-	-	J. 1	LA	L. 3-5	11-21-9
Drew Bannister	34	0	2	2	42	-	-	-	-	-	J. 1	LA	L. 2-3	11-22-9
Curtis Joseph	71	0	2	2	4	12	0	0	0	2	J. 7	FLA	W. 3-2	12-22-9
Sean Brown	18	0	1	1	43	-	-	-	-	-	J. 9	@ Ana	W. 5-1	13-22-9
Bill Huard	30	0	1	1	72	4	0	0	0	2	J. 10	@ LA	W. 4-3	14-22-9
Scott Ferguson	1	0	0	0	0	-	-	-	-	-	J. 12	STL	W. 2-1	15-22-9
Ladislav Benysek	2	0	0	0	0	-	-	-	-	-	J. 14	CGY	W. 5-2	16-22-9
Jason Bowen	4	0	0	0	10	-	-	-	-	-	J. 20	PHO	W. 6-2	17-22-9
Dennis Bonvie	4	0	0	0	27	-	-	-	-	-	J. 23	@ SJ	L. 2-3	17-23-9
Bryan Muir	7	0	0	0	17	-	-	-	-	-	J. 24	@ Phi	W. 5-2	18-23-9
Kevin Lowe	7	0	0	0	22	1	0	0	0	4	J. 26	@ Col	L. 1-2 OT	18-24-9
Terran Sandwith	8	0	0	0	6	-	-	-	-	-	J. 28	NJ	T. 1-1 OT	18-24-10
Georges Laraque	11	0	0	0	59	-	-	-	-	-	J. 31	VAN	L. 3-6	18-25-10
Bob Essensa	16	0	0	0	0	-	-	-	-	-	F. 2	LA	W. 1-0	19-25-10
Doug Friedman	16	0	0	0	20	-	-	-	-	-	F. 4	SJ	L. 0-3	19-26-10
											F. 6	@ Van	L. 4-5	19-27-10
											F. 7	@ Van	L. 2-4	19-28-10
											F. 25	OTT	W. 5-2	20-28-10
											F. 27	ANA	L. 0-4	20-29-10
											F. 28	SJ	W. 4-1	21-29-10
											M. 2	@ Col	W. 5-4 OT	22-29-10
											M. 4	TB	W. 4-2	23-29-10
											M. 7	@ Tor	L. 1-4	23-30-10
											M. 9	@ Chi	W. 4-3 OT	24-30-10
											M. 11	@ TB	W. 2-0	25-30-10
											M. 13	@ Fla	W. 4-0	26-30-10
											M. 15	@ Car	L. 1-4	26-31-10
											M. 17	@ Det	L. 3-4	26-32-10
											M. 18	@ Pit	L. 2-4	26-33-10
											M. 21	STL	W. 2-0	27-33-10
											M. 22	NYI	L. 1-3	27-34-10
											M. 25	WSH	W. 4-2	28-34-10
											M. 27	BUF	L. 0-1	28-35-10
											M. 30	CGY	W. 3-1	29-35-10
											A. 1	@ Van	L. 2-4	29-36-10
											A. 3	DAL	W. 4-1	30-36-10
											A. 6	VAN	W. 3-2	31-36-10
											A. 8	@ Ana	L. 4-4	31-37-10
											A. 9	@ LA	W. 4-0	32-37-10
											A. 11	@ Cgy	W. 5-4	33-37-10
											A. 15	ANA	W. 5-3	34-37-10
											A. 18	@ Tor	W. 4-3	35-37-10

GOALTENDER	REGULAR SEASON				PLAYOFFS						
	GP	MINS	GA	SO	GP	MIN	GA	GAA	W-L		
Bob Essensa	16	825	45	0	2.55	6-6-1	1	27	1	2.22	0-0
Curtis Joseph	71	4132	181	8	2.63	29-31-9	12	716	23	1.93	5-7

# EDMONTON OILERS 1998-99 RESULTS & STATISTICS

COACH	REGULAR SEASON								PLAYOFFS			
	GP	W	L	T	PTS	GF	GA	GP	W	L	GF	GA
Ron Low	82	33	37	12	78	230	226	4	0	4	7	11

2nd Northwest Division, 16th Overall. Playoffs: Lost Western Conference Quarter-Final 4-0 vs Dallas.

PLAYER	REGULAR SEASON					PLAYOFFS					GAME-BY-GAME RESULTS				
	GP	G	A	PTS	PIM	GP	G	A	PTS	PIM	DATE	OPPONENT	RESULT	RECORD	
Bill Guerin	80	30	34	64	133	3	0	2	2	2	O. 10	LA	L 1-2	0-1-0	
Josef Beranek	66	19	30	49	23	2	0	0	0	4	O. 13	TOR	L 2-3	0-2-0	
Mike Grier	82	20	24	44	54	4	1	1	2	6	O. 14	@ Van	W 4-1	1-2-0	
Pat Falloon	82	17	23	40	20	4	0	1	1	4	O. 17	@ NYI	W 4-2	2-2-0	
Boris Mironov	63	11	29	40	104	-	-	-	-	-	O. 20	@ NYR	L 2-3	2-3-0	
Rem Murray	78	21	18	39	20	4	1	1	2	2	O. 21	@ NYI	W 4-2	3-3-0	
Doug Weight	43	6	31	37	12	4	1	1	2	15	O. 24	@ Col	L 4-6	3-4-0	
Todd Marchant	82	14	22	36	65	4	1	1	2	12	O. 28	WSH	W 8-2	4-4-0	
Alex Selivanov (TB)	43	6	13	19	18	-	-	-	-	-	O. 31	PIT	W 4-1	5-4-0	
(EDM)	29	8	6	14	24	2	0	1	1	2	N. 2	VAN	W 5-3	6-4-0	
(TOT)	72	14	19	33	42	-	-	-	-	-	N. 4	NSH	W 3-2	7-4-0	
Roman Hamrlik	75	8	24	32	70	3	0	0	0	2	N. 6	COL	L 2-5	7-5-0	
Ryan Smyth	71	13	18	31	62	3	3	0	3	0	N. 8	@ Chi	W 3-2 OT	8-5-0	
Janne Niinimaa	81	4	24	28	88	4	0	0	0	2	N. 11	@ Tor	L 2-3	8-6-0	
Chad Kilger (CHI)	64	14	11	25	30	-	-	-	-	-	N. 12	@ Ott	T 1-1 OT	8-6-1	
(EDM)	13	1	1	2	4	4	0	0	0	4	N. 14	@ Mtl	W 4-1	9-6-1	
(TOT)	77	15	12	27	34	-	-	-	-	-	N. 18	DET	L 2-6	9-7-1	
Andrei Kovalenko	43	13	14	27	30	-	-	-	-	-	N. 20	@ Ana	W 3-2 OT	10-7-1	
Dean McAmmond	65	9	16	25	36	-	-	-	-	-	N. 21	@ Pho	L 2-3 OT	10-8-1	
Ethan Moreau (CHI)	66	9	6	15	84	-	-	-	-	-	N. 25	COL	L 3-0	11-8-1	
(EDM)	14	1	5	6	8	4	0	3	3	6	N. 27	@ Cgy	W 3-2	12-8-1	
(TOT)	80	10	11	21	92	-	-	-	-	-	N. 29	CHI	L 2-3	12-9-1	
Tom Poti	73	5	16	21	42	4	0	1	1	2	D. 2	PHO	W 4-3	13-9-1	
Mats Lindgren	48	5	12	17	22	-	-	-	-	-	D. 4	TB	L 1-2	13-10-1	
Jason Smith (TOR)	60	2	11	13	40	-	-	-	-	-	D. 6	DAL	L 2-6	13-11-1	
Jason Smith (EDM)	12	1	1	2	11	4	0	1	1	4	D. 8	@ Nsh	T 3-3 OT 13-11-2		
Jason Smith (TOT)	72	3	12	15	51	-	-	-	-	-	D. 9	@ Chi	L 1-3	13-12-2	
Boyd Devereaux	61	6	8	14	23	1	0	0	0	0	D. 11	@ Det	L 2-3	13-13-2	
Christian Laffame (CHI)	62	2	11	13	70	-	-	-	-	-	D. 13	@ Phi	T 2-2 OT	13-13-3	
(EDM)	11	0	1	1	0	4	0	1	1	2	D. 15	@ Car	L 0-3	13-14-3	
(TOT)	73	2	12	14	70	-	-	-	-	-	D. 18	@ Fla	W 4-1	14-14-3	
Kelly Buchberger	52	4	4	8	68	4	0	0	0	0	D. 19	@ TB	L 1-3	14-15-3	
Sean Brown	51	0	7	7	188	1	0	0	0	10	D. 23	SJ	L 3-5	14-16-3	
Kevin Brown	12	4	2	6	0	-	-	-	-	-	D. 27	VAN	W 3-0	15-16-3	
Georges Laraque	39	3	2	5	57	4	0	0	0	2	D. 29	MTL	L 2-5	15-17-3	
Todd Reirden	17	2	3	5	20	-	-	-	-	-	J. 3	PHI	L 3-3 OT	15-17-4	
Marty McSorley	46	2	3	5	101	3	0	0	0	2	J. 5	LA	L 3-4 OT	15-18-4	
Frank Musil	39	0	3	3	34	1	0	0	0	2	J. 7	@ Pho	W 7-1	16-18-4	
Vladimir Vorobiev	2	2	0	2	2	1	0	0	0	0	J. 9	@ Ana	T 1-1 OT	16-18-5	
Craig Millar	24	0	2	2	19	-	-	-	-	-	J. 10	@ Ana	L 4-6	16-19-5	
Chris Ferraro	2	1	0	1	0	-	-	-	-	-	J. 12	DAL	T 2-2 OT	16-19-6	
Steve Passmore	6	0	1	1	2	-	-	-	-	-	J. 14	@ Van	W 3-1	17-19-6	
Bob Essensa	39	0	1	1	0	-	-	-	-	-	J. 17	DET	W 4-1	18-19-6	
Jim Dowd	1	0	0	0	0	-	-	-	-	-	J. 21	@ SJ	L 3-3 OT	18-19-7	
Joe Hulbig	1	0	0	0	2	-	-	-	-	-	J. 27	CHI	L 3-4 OT	18-20-7	
Bill Huard	3	0	0	0	0	-	-	-	-	-	J. 30	ANA	W 1-0	19-20-7	
Dan LaCouture	3	0	0	0	0	-	-	-	-	-	F. 1	STL	L 3-4 OT	19-21-7	
Daniel Lacroix	4	0	0	0	13	-	-	-	-	-	F. 3	OTT	T 2-2 OT	19-21-8	
Fredrik Lindquist	8	0	0	0	2	-	-	-	-	-	F. 5	NSH	W 4-2	20-21-8	
Mikhail Shtalenkov	34	0	0	0	2	-	-	-	-	-	F. 8	@ Cgy	L 1-2	20-22-8	
Tommy Salo (NYI)	51	0	0	0	12	-	-	-	-	-	F. 9	BOS	L 0-2	20-23-8	
(EDM)	13	0	0	0	0	4	0	0	0	0	F. 11	@ Det	L 2-4	20-24-8	
(TOT)	64	0	0	0	12	-	-	-	-	-	F. 13	@ Stl	W 3-2	21-24-8	
GOALTENDER	GP	MIN	GA	SO	GAA	W-L-T	GP	MIN	GA	GAA	W-L				
Tommy Salo	13	700	27	0	2.31	8-2-2	4	296	11	2.23	0-4				
M. Shtalenkov	34	1819	81	3	2.67	12-17-3	-	-	-	-	-				
Bob Essensa	39	2091	96	0	2.75	12-14-6	-	-	-	-	-				
Steve Passmore	6	362	17	0	2.82	1-4-1	-	-	-	-	-				



# EDMONTON OILERS 1999-00 RESULTS & STATISTICS

COACH	REGULAR SEASON							PLAYOFFS					
	GP	W	L	T	OTL	PTS	GF	GA	GP	W	L	GF	GA
Kevin Lowe	82	32	26	16	8	88	226	212	5	1	4	11	14

2nd Northwest Division, 14th Overall. Playoffs: Lost Western Conference Quarter-Final 4-1 vs Dallas.

PLAYER	REGULAR SEASON					PLAYOFFS					GAME-BY-GAME RESULTS			
	GP	G	A	PTS	PIM	GP	G	A	PTS	PIM	DATE	OPPONENT	RESULT	RECORD
Doug Weight	77	21	51	72	54	5	3	2	5	4	O. 1	NVR	T. 1-1 OT	0-0-1-0
Ryan Smyth	82	28	26	54	58	5	1	0	1	6	O. 6	MTL	W. 2-1	1-0-1-0
Alex Selivanov	67	20	27	47	46	5	0	0	0	8	O. 7	@ SJ	L. 2-3 OT	1-0-1-1
Bill Guerin	70	24	22	46	123	5	3	2	5	9	O. 9	STL	L. 2-4	1-1-1-1
German Titov (PIT)	63	17	25	42	34	-	-	-	-	-	O. 13	CAR	T. 1-1-2-1	1-1-2-1
(EDM)	7	0	4	4	4	5	1	1	2	0	O. 16	LA	W. 5-4	2-1-2-1
(TOT)	70	17	29	46	38	-	-	-	-	-	O. 20	@ Dal	L. 1-2	2-2-2-1
Roman Hamrlik	80	8	37	45	68	5	0	1	1	4	O. 21	@ SH	L. 2-3 OT	2-2-2-2
Todd Marchant	82	17	23	40	70	3	1	0	1	2	O. 23	@ Nsh	L. 3-4	2-3-2-2
Tom Poti	76	9	26	35	65	5	0	1	1	0	O. 26	PHO	W. 3-1	3-3-2-2
Janne Niinimaa	81	8	25	33	89	5	0	2	2	2	O. 31	NSH	W. 4-2	4-3-2-2
Mike Grier	65	9	22	31	68	-	-	-	-	-	N. 3	FLA	T. 2-2 OT	4-3-3-2
Ethan Moreau	73	17	10	27	62	5	0	1	1	0	N. 5	STL	L. 1-2	4-4-3-2
Boyd Devereaux	76	8	19	27	20	-	-	-	-	-	N. 7	@ Ana	L. 1-3	4-5-3-2
Jim Dowd	69	5	18	23	45	5	2	1	3	4	N. 9	@ LA	L. 4-5 OT	4-5-4-3
Pat Falloon	33	5	13	18	4	-	-	-	-	-	N. 10	@ Pho	L. 4-5 OT	4-5-4-3
Josef Beranek	58	9	8	17	39	-	-	-	-	-	N. 12	@ SH	T. 2-2 OT	4-5-5-3
Georges Laraque	76	8	8	16	123	5	0	1	1	6	N. 14	@ Chi	W. 6-3	5-5-5-3
Rem Murray	44	9	5	14	8	5	0	1	1	2	N. 20	DET	W. 2-1	6-5-5-3
Jason Smith	80	3	11	14	60	5	0	1	1	4	N. 21	NYI	T. 4-4 OT	6-5-6-3
Sean Brown	72	4	8	12	192	3	0	0	0	23	N. 24	CHI	L. 2-3	6-6-6-3
Igor Ulanov (MTL)	43	1	5	6	76	-	-	-	-	-	N. 26	@ Det	L. 2-4	6-7-6-3
(EDM)	14	0	3	3	10	5	0	0	0	6	N. 27	@ Tor	L. 2-5	6-8-6-3
(TOT)	57	1	8	9	86	-	-	-	-	-	D. 1	COL	W. 3-1	7-8-6-3
Daniel Cleary	17	3	2	5	8	4	0	1	1	2	D. 2	@ Van	L. 2-3 OT	7-8-6-4
Chad Kilger	40	3	2	5	18	3	0	0	0	0	D. 4	VAN	W. 3-2	8-8-6-4
Christian Lafamme	50	0	5	5	32	-	-	-	-	-	D. 6	@ Chi	L. 1-5	8-9-6-4
Bert Robertsson	52	0	4	4	34	5	0	0	0	0	D. 8	@ NYR	L. 1-2 OT	8-9-6-5
Paul Comrie	15	1	2	3	4	-	-	-	-	-	D. 9	@ Bos	T. 2-2 OT	8-9-7-5
Brett Hauer	5	0	2	2	2	-	-	-	-	-	D. 11	@ NJ	W. 3-1	9-9-7-5
Tommy Salo	70	0	1	1	8	5	0	0	0	2	D. 14	@ NYI	W. 4-2	10-9-7-5
Mike Minard	1	0	0	0	0	-	-	-	-	-	D. 15	DET	L. 1-5	10-10-7-5
Michel Picard	2	0	0	0	2	-	-	-	-	-	D. 17	DAL	T. 2-2 OT	10-10-8-5
Dan LaCouture	5	0	0	0	10	1	0	0	0	0	D. 19	OTT	T. 3-3 OT	10-10-9-5
Kevin Brown	7	0	0	0	0	1	0	0	0	0	D. 21	WSH	W. 6-2	11-10-9-5
Bill Ranford	16	0	0	0	2	-	-	-	-	-	D. 23	@ Cgy	L. 1-2	11-11-9-5
GOALTENDER	GP	MIN	GA	SO	GAA	W-L-T	GP	MIN	GA	SOGAA	W-L			
Tommy Salo	70	4164	162	2	2.33	27-28-13	5	297	14	02.83	1-4			
Mike Minard	1	60	3	0	3.00	1-0-0	-	-	-	-	-			
Bill Ranford	16	785	47	0	3.59	4-6-3	-	-	-	-	-			



# EDMONTON OILERS 2000-01 RESULTS & STATISTICS

COACH	REGULAR SEASON							PLAYOFFS					
	GP	W	L	T	OTL	PTS	GF	GA	GP	W	L	GF	GA
Craig MacTavish	82	39	28	12	3	93	243	222	6	2	4	11	16

2nd Northwest Division, 12th Overall. Playoffs: Lost Western Conference Quarter-Final 4-2 vs Dallas.

PLAYER	REGULAR SEASON				PLAYOFFS				GAME-BY-GAME RESULTS				RECORD	
	GP	G	A	PTS	PIM	GP	G	A	PTS	PIM	DATE	OPPONENT		RESULT
Doug Weight	82	25	65	90	91	6	1	4	6	17	O. 6	DET	W, 2-1	1-0-0-0
Ryan Smyth	82	31	39	70	58	6	3	4	7	4	O. 7	COL	T, 1-1	1-0-1-0
Janne Niinimaa	82	12	34	46	90	6	0	2	2	6	O. 10	@ Mtl	L, 2-5	1-1-1-0
Anson Carter	61	16	26	42	23	6	3	1	4	4	O. 11	@ Det	W, 4-3	2-1-1-0
Todd Marchant	71	13	26	39	51	6	0	0	0	4	O. 13	BUF	W, 3-2	3-1-1-0
Mike Grier	74	20	16	36	20	6	0	0	0	8	O. 15	@ Min	W, 5-3	4-1-1-0
Rem Murray	82	15	21	36	24	6	2	0	2	6	O. 17	BOS	W, 6-1	5-1-1-0
Daniel Cleary	81	14	21	35	37	6	1	1	2	8	O. 19	TOR	L, 4-	5-2-1-0
Tom Poti	81	12	20	32	60	6	0	2	2	2	O. 22	PHO	T, 3-3	5-2-2-0
Sergei Zholtok (MTL)	32	1	10	11	8	-	-	-	-	-	O. 25	ATL	L, 1-3	5-3-2-0
(EDM)	37	4	16	20	22	3	0	0	0	0	O. 27	@ Ana	L, 2-3	5-4-2-0
(TOT)	69	5	26	31	30	-	-	-	-	-	O. 28	@ Col	L, 2-4	5-5-2-0
Georges Laraque	82	13	16	29	148	6	1	1	2	8	O. 30	ANA	W, 5-3	6-5-2-0
Igor Ulanov	67	3	20	23	90	6	0	0	0	4	N. 1	CGY	W, 3-2	7-5-2-0
Bill Guerin	21	12	10	22	18	-	-	-	-	-	N. 3	MIN	W, 3-0	8-5-2-0
Mike Comrie	41	8	14	22	14	6	1	2	3	0	N. 5	@ NVR	W, 4-2	9-5-2-0
Eric Brewer	77	7	14	21	53	6	1	5	6	2	N. 7	@ Cbj	W, 4-2	9-6-2-0
Jason Smith	82	5	15	20	120	6	0	2	2	6	N. 9	@ Phi	L, 0-2	9-7-2-0
Ethan Moreau	68	9	10	19	90	4	0	0	0	2	N. 11	@ Pit	L, 5-5	9-8-2-0
Shawn Horcoff	49	9	7	16	10	5	0	0	0	0	N. 12	@ Min	W, 5-4	10-8-2-0
Domenic Pittis	47	4	5	9	49	3	0	0	0	2	N. 14	STL	W, 3-0	11-8-2-0
Chad Kilger	34	5	2	7	17	-	-	-	-	-	N. 17	CHI	T, 3-3	11-8-3-0
Dan LaCouture	37	2	4	6	29	-	-	-	-	-	N. 19	CGY	W, 2-0	12-8-3-0
Sean Brown	62	2	3	5	110	-	-	-	-	-	N. 22	@ Tor	L, 3-4	12-9-3-0
Sven Butenschon (PIT)	5	0	1	1	2	-	-	-	-	-	N. 23	@ Ott	W, 5-3	13-9-3-0
(EDM)	7	1	1	2	2	-	-	-	-	-	N. 25	ANA	W, 3-2	14-9-3-0
(TOT)	12	1	2	3	4	-	-	-	-	-	N. 29	MTL	L, 2-3	14-10-3-0
Brian Swanson	16	1	1	2	6	-	-	-	-	-	O. 2	@ Van	L, 2-5	14-11-3-0
Frank Musil	13	0	2	2	4	-	-	-	-	-	D. 3	SJ	T, 3-3	14-11-4-0
Michel Riessen	12	0	1	1	4	-	-	-	-	-	D. 6	NSH	W, 4-0	15-11-4-0
Scott Ferguson	20	0	1	1	13	6	0	0	0	0	D. 9	LA	L, 2-4	15-12-4-0
Tommy Salo	73	0	1	1	4	6	0	0	0	0	D. 13	@ Dal	L, 5-5	15-13-4-0
Chris Hajt	1	0	0	0	0	-	-	-	-	-	D. 14	@ Nsh	L, 6-2	16-13-4-0
Jason Chimera	1	0	0	0	0	-	-	-	-	-	D. 16	@ Wsh	L, 0-4	16-14-4-0
Joaquin Gage	5	0	0	0	0	-	-	-	-	-	D. 18	@ Det	L, 3-4	16-14-4-1
Patrick Cote	6	0	0	0	18	-	-	-	-	-	D. 20	VAN	W, 3-2	17-14-4-1
Dominic Roussel (ANA)	13	0	0	0	0	-	-	-	-	-	D. 22	@ Cgy	T, 1-1	17-14-5-1
(EDM)	8	0	0	0	2	-	-	-	-	-	D. 27	@ Col	L, 2-3	17-15-5-1
(TOT)	21	0	0	0	2	-	-	-	-	-	D. 28	@ SJ	T, 2-2	17-15-6-1
Josh Green	-	-	-	-	-	3	0	0	0	0	D. 30	MTL	W, 3-2	18-15-6-1
											J. 1	@ Stl	L, 2-5	18-16-2-1
											J. 3	@ Cbj	L, 2-5	18-17-6-1
											J. 5	CBJ	W, 4-2	19-17-6-1
											J. 7	@ Chi	W, 2-2	20-17-7-1
											J. 10	NSH	L, 2-5	20-18-6-1
											J. 12	VAN	L, 2-3	20-19-6-1
											J. 14	OTT	W, 4-1	21-19-6-1
											J. 16	@ Nsh	W, 2-1	22-19-6-1
											J. 18	@ Stl	L, 1-4	22-20-6-1
											J. 20	DET	W, 2-1	23-20-6-1
											J. 22	SJ	T, 2-2	23-20-7-1
											J. 24	@ SJ	L, 1-6	23-21-7-1
											J. 26	PHO	T, 1-1	23-21-8-1
											J. 30	@ Cgy	W, 5-3	24-21-8-1
											J. 31	CHI	W, 3-2	25-21-8-1
											F. 7	@ Dal	L, 2-3	25-22-8-1
											F. 9	@ Pho	L, 0-2	25-23-8-1
											F. 12	@ LA	W, 6-3	26-23-8-1
											F. 14	@ Ana	T, 3-3	26-23-9-1
											F. 16	NYI	L, 2-4	26-24-9-1
											F. 17	VAN	L, 5-6	26-24-9-2
											F. 20	LA	W, 5-0	27-24-9-2
											F. 24	@ Cgy	W, 3-1	28-24-9-2
											F. 25	DAL	W, 3-2	29-24-9-2
											F. 28	STL	W, 5-3	30-24-9-2
											M. 2	MIN	W, 3-1	31-24-9-2
											M. 7	TOR	W, 4-0	32-24-9-2
											M. 9	@ Buf	W, 4-0	33-24-9-2
											M. 11	@ Car	W, 3-2	34-24-9-2
											M. 13	@ TB	W, 5-4	35-24-9-2
											M. 14	@ Fla	T, 2-2	35-24-10-2
											M. 17	NI	L, 5-6	35-24-10-3
											M. 19	PHI	L, 2-4	35-25-10-3
											M. 21	@ LA	W, 7-0	36-25-10-3
											M. 24	@ Pho	L, 4-7	36-26-10-3
											M. 26	CBJ	W, 4-2	37-26-10-3
											M. 28	COL	W, 4-1	38-26-10-3
											M. 30	DAL	L, 4-5	38-27-10-3
											A. 1	@ Chi	T, 3-3	38-27-11-3
											A. 2	@ Col	L, 3-5	38-28-11-3
											A. 4	MIN	T, 2-2	38-28-12-3
											A. 7	@ Van	W, 4-2	39-28-12-3

GOALTENDER	REGULAR SEASON					PLAYOFFS				
	GP	MINS	GA	SO	GAA	GP	MIN	GA	SOGAA	W-L
Tommy Salo	73	4364	179	8	2.46	6	406	15	02.22	2-4
Joaquin Gage	5	260	15	0	3.46	-	-	-	-	-
Dominic Roussel	8	348	21	0	3.62	-	-	-	-	-



# EDMONTON OILERS 2001-02 RESULTS & STATISTICS

COACH	REGULAR SEASON								PLAYOFFS				
	GP	W	L	T	OTL	PTS	GF	GA	GP	W	L	GF	GA
Craig MacTavish	82	38	28	12	4	92	205	182	-	-	-	-	-

3rd Northwest Division, 15th Overall. Playoffs: Did Not Qualify.

PLAYER	REGULAR SEASON					PLAYOFFS					DATE	OPPONENT	RESULT	RECORD
	GP	G	A	PTS	PIM	GP	G	A	PTS	PIM				
Mike York (NJR)	69	18	39	57	16	-	-	-	-	-	0. 3 @ Cgy	L	0-1	0-1-0-0
(EDM)	12	2	2	4	0	-	-	-	-	-	0. 6 PHO	W	6-2	1-1-0-0
(TOT)	81	20	41	61	16	-	-	-	-	-	0. 9 CHI	W	1-0	2-1-0-0
Mike Comrie	82	33	27	60	45	-	-	-	-	-	0. 11 COL	W	5-3	3-1-0-0
Anson Carter	82	28	32	60	25	-	-	-	-	-	0. 13 @ Nsh	W	4-3	4-1-0-0
Ryan Smyth	61	15	35	50	48	-	-	-	-	-	0. 14 @ Min	T	3-3 OT	4-1-1-0
Janne Niinimaa	81	5	39	44	80	-	-	-	-	-	0. 16 TOR	L	1-4	4-2-1-0
Jochen Hecht	82	16	24	40	60	-	-	-	-	-	0. 18 @ Col	W	4-1	5-2-1-0
Todd Marchant	82	12	22	34	41	-	-	-	-	-	0. 20 FLA	W	6-2	6-2-1-0
Daniel Cleary	65	10	19	29	51	-	-	-	-	-	0. 22 NSH	L	2-4	6-3-1-0
Mike Grier	82	8	17	25	32	-	-	-	-	-	0. 24 @ Det	L	1-4	6-4-1-0
Eric Brewer	81	7	18	25	45	-	-	-	-	-	0. 25 @ Cbj	W	5-2	7-4-1-0
Rem Murray	69	7	17	24	14	-	-	-	-	-	0. 27 VAN	W	3-2	8-4-1-0
Shawn Horcoff	61	8	14	22	18	-	-	-	-	-	0. 30 MTL	W	3-1	9-4-1-0
Georges Laraque	80	5	14	19	157	-	-	-	-	-	N. 2 CBJ	L	1-2	9-5-1-0
Jason Smith	74	5	13	18	103	-	-	-	-	-	N. 4 @ Min	W	2-0	10-5-1-0
Tom Poti	55	1	16	17	42	-	-	-	-	-	N. 6 @ Bos	L	0-1 OT	10-5-1-1
Ethan Moreau	80	11	5	16	81	-	-	-	-	-	N. 9 @ Cbj	W	3-0	11-5-1-1
Josh Green	61	10	5	15	52	-	-	-	-	-	N. 11 @ Car	T	1-1 OT	11-5-2-1
Marty Reasoner	52	6	5	11	41	-	-	-	-	-	N. 13 @ Pho	W	5-4 OT	12-5-2-1
Sean Brown	61	6	4	10	127	-	-	-	-	-	N. 16 CHI	W	7-1	13-5-2-1
Steve Staios	73	5	5	10	108	-	-	-	-	-	N. 17 @ Van	T	2-2 OT	13-5-3-1
Domenic Pittis	22	0	6	6	8	-	-	-	-	-	N. 20 STL	W	2-0	14-5-3-1
Scott Ferguson	50	3	2	5	75	-	-	-	-	-	N. 22 LA	L	2-4	14-6-3-1
Brian Swanson	8	1	1	2	0	-	-	-	-	-	N. 24 @ Col	L	0-2	14-7-3-1
Jason Chimera	3	1	0	1	0	-	-	-	-	-	N. 28 @ Ana	W	2-0	15-7-3-1
Tommy Salo	69	0	1	1	0	-	-	-	-	-	N. 29 @ LA	W	3-1	16-7-3-1
Jani Rita	1	0	0	0	0	-	-	-	-	-	D. 1 DAL	L	4-6	16-8-3-1
Ales Pisa	2	0	0	0	2	-	-	-	-	-	D. 5 ANA	W	3-2 OT	17-8-3-1
Ty Conklin	4	0	0	0	0	-	-	-	-	-	D. 7 @ Dal	L	0-5	17-9-3-1
Jussi Markkanen	14	0	0	0	0	-	-	-	-	-	D. 8 @ Nsh	T	2-2 OT	17-9-4-1
Sven Butenschon	14	0	0	0	4	-	-	-	-	-	D. 11 @ SJ	L	4-5 OT	17-9-4-2
											D. 13 DET	L	1-2	17-10-4-2
											D. 14 TB	W	2-1	18-10-4-2
											D. 16 @ Phi	W	3-2	19-10-4-2
											D. 18 @ NYI	L	1-4	19-11-4-2
											D. 20 @ NJ	T	3-3 OT	19-11-5-2
											D. 21 @ Chi	W	3-2	19-12-5-2
											D. 26 CGY	W	3-2	20-12-5-2
											D. 28 MIN	W	3-2	21-12-5-2
											D. 30 NJ	L	1-2	21-13-5-2
											D. 31 @ Cgy	T	2-2 OT	21-13-6-2
											J. 2 NYR	W	4-1	22-13-6-2
											J. 5 VAN	L	3-4	22-14-6-2
											J. 6 MTL	W	7-6	23-14-6-2
											J. 10 CAR	L	1-4	23-15-6-2
											J. 12 COL	T	2-2 OT	23-15-7-2
											J. 14 @ Chi	L	1-2	23-16-7-2
											J. 15 @ Stl	L	2-3	23-17-7-2
											J. 18 ANA	W	3-1	24-17-7-2
											J. 19 PIT	L	0-1	24-18-7-2
											J. 21 @ SJ	L	3-4	24-19-7-2
											J. 23 COL	L	2-4	24-20-7-2
											J. 26 TOR	W	4-1	25-20-7-2
											J. 28 DET	T	1-1 OT	25-20-8-2
											F. 30 @ Van	T	2-2 OT	25-20-9-2
											F. 5 @ Atl	L	2-3	25-21-9-2
											F. 7 @ Stl	L	1-3	25-22-9-2
											F. 8 @ Dal	T	1-3 OT	25-22-10-2
											F. 10 @ Pho	W	4-3	26-22-10-2
											F. 12 SJ	L	2-3	26-23-10-2
											F. 28 NSH	L	2-3	26-24-10-2
											M. 2 STL	T	1-1 OT	26-24-11-2
											M. 4 @ Buf	W	3-0	27-24-11-2
											M. 6 @ TB	W	3-2	28-24-11-2
											M. 8 @ Fla	L	4-5	28-25-11-2
											M. 10 @ Wsh	L	2-4	28-26-11-2
											M. 13 @ Det	L	3-4 OT	28-26-11-3
											M. 14 @ Ott	W	4-1	29-26-11-3
											M. 16 WSH	W	4-1	30-26-11-3
											M. 20 SJ	W	2-1	31-26-11-3
											M. 23 CGY	W	3-1	32-26-11-3
											M. 24 @ Van	W	2-0	33-26-11-3
											M. 26 CBJ	W	3-1	34-26-11-3
											M. 28 LA	T	2-2 OT	34-26-12-3
											M. 30 DAL	W	3-1	35-26-12-3
											A. 2 MIN	W	2-1 OT	36-26-12-3
											A. 5 @ Ana	L	0-2	36-27-12-3
											A. 6 @ LA	L	3-4 OT	36-27-12-4
											A. 10 PHO	W	3-0	37-27-12-4
											A. 12 CGY	L	0-2	37-28-12-4
											A. 14 @ Min	W	4-2	38-28-12-4

# EDMONTON OILERS 2002-03 RESULTS & STATISTICS

COACH	REGULAR SEASON							PLAYOFFS					
	GP	W	L	T	OTL	PTS	GF	GA	GP	W	L	GF	GA
Craig MacTavish	82	36	26	11	9	92	232	230	6	2	4	11	20

4th Northwest Division, 14th Overall. Playoffs: Lost Western Conference Quarter-Final 4-2 vs Dallas.

PLAYER	REGULAR SEASON					PLAYOFFS					DATE	GAME-BY-GAME RESULTS			RECORD
	GP	G	A	PTS	PIM	GP	G	A	PTS	PIM		OPPONENT	RESULT		
Ryan Smyth	66	27	34	61	67	6	2	0	2	16	O. 10	PHI	T, 2-2 OT	0-0-1-0	
Todd Marchant	77	20	40	60	48	6	0	2	2	2	O. 12	@ Nsh	W, 3-2	1-0-1-0	
Anson Carter	68	25	30	55	20	-	-	-	-	-	O. 15	@ Dal	L, 0-3	1-1-1-0	
Mike York	71	22	29	51	10	6	0	2	2	2	O. 17	@ SJ	L, 3-4	1-2-1-0	
Mike Comrie	69	20	31	51	90	6	1	0	1	10	O. 19	BOS	T, 3-3	1-3-1-0	
Radek Dvorak (NJR)	63	6	21	27	16	-	-	-	-	-	O. 22	@ Col	L, 3-3 OT	1-3-2-0	
(EDM)	12	4	4	8	14	4	1	0	1	0	O. 24	STL	L, 1-2	1-4-2-0	
(TOT)	75	10	25	35	30	-	-	-	-	-	O. 26	ANA	L, W, 4-3	2-4-2-0	
Shawn Horcoff	78	12	21	33	55	6	3	1	4	6	O. 28	DAL	L, 3-4 OT	2-4-2-1	
Ethan Moreau	78	14	17	31	112	6	0	1	1	16	N. 1	BUF	T, 1-1 OT	2-4-3-1	
Marty Reasoner	70	11	20	31	28	6	1	0	1	2	N. 3	@ Chi	W, 4-1	3-4-3-1	
Ales Hemsky	59	6	24	30	14	6	0	0	0	0	N. 5	@ NYR	L, 2-5	3-5-3-1	
Eric Brewer	80	8	21	29	45	6	1	3	4	6	N. 8	@ NYI	L, 2-4	3-6-3-1	
Janne Niinimaa	63	4	24	28	66	-	-	-	-	-	N. 9	@ NJ	W, 6-3	4-6-3-1	
Brad Isbister (NYI)	53	10	13	23	34	-	-	-	-	-	N. 11	@ Bos	L, 3-6	4-7-3-1	
(EDM)	13	3	2	5	9	6	0	1	1	12	N. 12	@ Min	W, 3-2	5-7-3-1	
(TOT)	66	13	15	28	43	-	-	-	-	-	N. 15	STL	W, 5-0	6-7-3-1	
Steve Staios	76	5	21	26	96	6	0	0	0	4	N. 16	LA	L, 1-4	7-8-3-1	
Jason Chimera	66	14	9	23	36	2	0	2	2	0	N. 19	CHI	W, 3-1	8-8-3-1	
Daniel Cleary	57	4	13	17	31	-	-	-	-	-	N. 21	@ Cgy	W, 3-1	8-9-3-1	
Fernando Pisani	35	8	5	13	10	6	1	0	1	2	N. 23	DET	T, 5-1 OT	8-8-4-1	
Georges Laraque	64	6	7	13	110	6	1	3	4	4	N. 25	@ Det	W, 5-4 OT	9-8-4-1	
Jason Smith	68	4	8	12	64	6	0	0	0	19	N. 27	@ Cbj	W, 3-1	10-8-4-1	
Brian Swanson	44	2	10	12	10	-	-	-	-	-	N. 30	COL	W, 1-0	11-8-4-1	
Cory Cross (NJR)	26	0	4	4	16	-	-	-	-	-	D. 3	MIN	W, 2-1 OT	12-8-4-1	
(EDM)	11	2	3	5	8	6	0	1	1	20	D. 5	@ TB	L, 2-3	12-9-4-1	
(TOT)	37	2	7	9	24	-	-	-	-	-	D. 7	@ Fla	W, 4-0	13-9-4-1	
Scott Ferguson	78	3	5	8	120	5	0	0	0	8	D. 8	@ Atl	W, 3-0	14-9-4-1	
Alexei Semenov	46	1	6	7	58	6	0	0	0	0	D. 11	CAR	W, 3-1	15-9-4-1	
Jiri Dopita	21	1	5	6	11	-	-	-	-	-	D. 13	COL	W, 3-3 OT	16-9-4-1	
Jani Rita	12	3	1	4	0	-	-	-	-	-	D. 14	VAN	L, 3-2	16-10-4-1	
Ales Pisa	48	1	3	4	24	-	-	-	-	-	D. 17	@ Min	L, 3-4 OT	16-10-4-2	
Marc-Andre Bergeron	5	1	1	2	9	1	0	1	1	0	D. 19	@ Col	L, 2-2	16-11-4-2	
Josh Green	20	0	2	2	12	-	-	-	-	-	D. 21	@ Van	L, 3-4 OT	16-11-4-3	
Jarret Stoll	4	0	1	1	0	-	-	-	-	-	D. 26	VAN	L, 2-4	16-12-4-3	
Jussi Markkanen	22	0	1	1	2	1	0	0	0	0	D. 28	TOR	W, 3-2 OT	17-12-4-3	
Bobby Allen	1	0	0	0	0	-	-	-	-	-	D. 30	@ Pho	L, 3-4 OT	17-12-4-4	
Alex Henry	3	0	0	0	0	-	-	-	-	-	D. 31	@ Dal	L, 1-4	17-13-4-4	
Kari Haakana	13	0	0	0	4	-	-	-	-	-	J. 2	MIN	L, 1-2 OT	17-13-4-5	
Tommy Salo	65	0	0	0	4	6	0	1	1	0	J. 4	MTL	W, 5-4 OT	18-13-4-5	
GOALTENDER	GP	MIN	GA	SO	GAA	W-L-T	GP	MIN	GA	SOGAA	W-L	J. 6	@ SJ	L, 5-5 OT	18-13-5-5
Jussi Markkanen	22	1180	51	3	2.59	7-8-3	1	14	1	04.29	0-0	J. 8	@ Ana	W, 1-0	19-13-5-5
Tommy Salo	65	3814	172	4	2.71	29-27-8	6	343	18	03.15	2-4	J. 9	@ LA	W, 1-4	20-13-5-5
												J. 11	OTT	L, 0-2	20-14-5-5
												J. 13	CBJ	L, W, 8-5	21-14-5-5
												J. 16	LA	W, 5-0	22-14-5-5
												J. 18	NSH	L, 2-3 OT	22-14-5-6
												J. 20	@ Cgy	L, 3-4	22-15-5-6
												J. 22	DET	W, 4-3 OT	23-15-5-6
												J. 24	PHO	L, 1-5	23-16-5-6
												J. 29	MIN	W, 5-1	24-16-5-6
												J. 30	@ Van	T, 3-3 OT	24-16-6-6
												F. 5	ANA	W, 2-1	25-16-6-6
												F. 7	CGY	L, 3-4	25-17-6-6
												F. 8	CHI	L, 0-3	25-18-6-6
												F. 11	@ Tor	W, 5-4	26-18-6-6
												F. 13	@ Ott	W, 4-2	26-19-6-6
												F. 15	@ Mtl	L, L, 2-3	26-20-6-6
												F. 18	@ Pit	L, 3-4 OT	26-20-6-7
												F. 20	@ Det	L, 2-6	26-21-6-7
												F. 22	VAN	L, 2-3 OT	26-21-6-8
												F. 23	ATL	T, 2-3 OT	26-21-7-8
												F. 25	@ Col	L, 2-4	26-22-7-8
												F. 27	@ Stl	L, 1-4	26-23-7-8
												M. 1	@ Cbj	L, 3-3 OT	26-23-8-8
												M. 6	@ SJ	W, 2-1	27-23-8-8
												M. 7	@ LA	W, 2-1	28-23-8-8
												M. 10	@ Ana	W, 4-1	29-23-8-8
												M. 11	TOR	L, 2-3	29-24-8-8
												M. 13	@ Cgy	L, W, 5-2	30-24-8-8
												M. 15	NYI	L, 2-5	30-25-8-8
												M. 17	DAL	W, 4-3	31-25-8-8
												M. 20	@ Nsh	W, 5-3	33-25-8-8
												M. 22	@ Pho	L, 2-3 OT	33-25-8-9
												M. 23	NSH	W, 5-3	34-25-8-9
												M. 26	PHO	W, 4-3	35-25-8-9
												M. 28	CBJ	W, 4-0	36-25-8-9
												M. 30	@ Chi	T, 4-4 OT	36-25-9-9
												M. 31	@ Stl	T, 5-5 OT	36-25-10-9
												A. 3	SJ	T, 3-3 OT	36-25-11-9
												A. 5	CGY	L, 1-4	36-26-11-9



# EDMONTON OILERS 2003-04 RESULTS & STATISTICS

COACH	REGULAR SEASON						PLAYOFFS						
	GP	W	L	T	OTL	PTS	GF	GA	GP	W	L	GF	GA
Craig MacTavish	82	36	29	12	5	89	221	208	-	-	-	-	-

4th Northwest Division, 9th Western Conference, 17th Overall. Playoffs: Did Not Qualify.

PLAYER	REGULAR SEASON					PLAYOFFS					GAME-BY-GAME RESULTS				
	GP	G	A	PTS	PIM	GP	G	A	PTS	PIM	DATE	OPPONENT	RESULT	RECORD	
Ryan Smyth	82	23	36	59	70	-	-	-	-	-	O. 9	SJ	W. 5-2	1-0-0-0	
Radek Dvorak	78	15	35	50	26	-	-	-	-	-	O. 11	@ Van	L. 0-3	1-1-0-0	
Petr Nedved (NVR)	65	14	17	31	42	-	-	-	-	-	O. 14	@ Cgy	L. 0-1	1-2-0-0	
(EDM)	16	5	10	15	4	-	-	-	-	-	O. 16	BUF	W. 4-1	2-2-0-0	
(TOT)	81	19	27	46	46	-	-	-	-	-	O. 18	COL	W. 6-3	3-2-0-0	
Mike York	61	16	26	42	15	-	-	-	-	-	O. 21	STL	L. 4-6	3-3-0-0	
Shawn Horcoff	80	15	25	40	73	-	-	-	-	-	O. 23	@ Col	L. 1-6	3-4-0-0	
Raffi Torres	80	20	14	34	65	-	-	-	-	-	O. 25	CGY	L. 2-4	3-5-0-0	
Ales Hemsky	71	12	22	34	14	-	-	-	-	-	O. 30	CBJ	W. 4-3 OT	4-5-0-0	
Ethan Moreau	81	20	12	32	96	-	-	-	-	-	N. 1	DET	T. 4-4 OT	4-5-1-0	
Fernando Pisani	76	16	14	30	46	-	-	-	-	-	N. 4	@ Mtl	W. 4-2	5-5-1-0	
Steve Staios	82	6	22	28	86	-	-	-	-	-	N. 6	@ OT	T. 3-3 OT	5-5-2-0	
Marc-Andre Bergeron	54	9	17	26	26	-	-	-	-	-	N. 8	@ Tor	L. 1-4	5-6-2-0	
Eric Brewer	77	7	18	25	67	-	-	-	-	-	N. 10	@ NYR	W. 5-4	6-6-2-0	
Cory Cross	68	7	14	21	56	-	-	-	-	-	N. 11	@ Bos	L. 3-4	6-7-2-0	
Jarret Stoll	68	10	11	21	42	-	-	-	-	-	N. 13	@ Min	W. 2-0	7-7-2-0	
Jason Smith	68	7	12	19	98	-	-	-	-	-	N. 15	CGY	W. 2-1 OT	8-7-2-0	
Adam Oates	60	2	16	18	8	-	-	-	-	-	N. 18	CHI	W. 5-2	9-7-2-0	
Igor Ulanov	42	5	13	18	28	-	-	-	-	-	N. 20	TOR	W. 3-2	10-7-2-0	
Brad Isbister	51	10	8	18	54	-	-	-	-	-	N. 22	MTL	L. 3-4	10-8-2-0	
Georges Laraque	66	6	11	17	99	-	-	-	-	-	N. 25	@ CBJ	T. 3-3 OT	10-8-3-0	
Jason Chimera	60	4	8	12	57	-	-	-	-	-	N. 26	@ Det	L. 1-7	10-9-3-0	
Marty Reasoner	17	2	6	8	10	-	-	-	-	-	N. 28	COL	L. 1-4	10-10-3-0	
Scott Ferguson	52	1	5	6	80	-	-	-	-	-	N. 30	SJ	L. 1-2	10-11-3-0	
Alexei Semenov	46	2	3	5	32	-	-	-	-	-	D. 3	MIN	W. 4-1	10-12-3-0	
Mike Bishai	14	0	2	2	19	-	-	-	-	-	D. 6	PIT	W. 4-3	11-12-3-0	
Petr Sarno	6	1	0	1	2	-	-	-	-	-	D. 9	CAR	L. 2-3	11-13-3-0	
Mikko Luoma	3	0	1	1	0	-	-	-	-	-	D. 11	@ SJ	T. 2-2 OT	11-13-4-0	
Tony Salmelainen	13	0	1	1	4	-	-	-	-	-	D. 12	@ Pho	T. 3-3 OT	11-13-5-0	
Tommy Salo	44	0	1	1	2	-	-	-	-	-	D. 14	@ Ana	W. 3-2	12-13-5-0	
Stephen Valiquette	1	0	0	0	0	-	-	-	-	-	D. 16	@ LA	L. 2-4	12-14-5-0	
Doug Lynch	2	0	0	0	0	-	-	-	-	-	D. 18	MIN	L. 1-1 OT	12-14-6-0	
Jani Rita	2	0	0	0	0	-	-	-	-	-	D. 20	VAN	L. 0-3	12-15-6-0	
Jussi Markkanen (NVR)	26	0	0	0	0	-	-	-	-	-	D. 23	@ Cgy	L. 1-2	12-16-6-0	
(EDM)	7	0	0	0	2	-	-	-	-	-	D. 27	@ Van	W. 6-2	13-16-6-0	
(TOT)	33	0	0	0	2	-	-	-	-	-	D. 28	CGY	L. 1-2	13-17-6-0	
Ty Conklin	38	0	0	0	17	-	-	-	-	-	D. 30	MIN	T. 2-2 OT	13-17-7-0	
GOALTENDER	GP	MINS	GA	SO	GAA	W-L-T	GP	MIN	GA	SOGAA	W-L				
Jussi Markkanen (NVR)	26	1244	53	2	2.56	8-12-1	-	-	-	-	-	J. 2	@ Min	W. 2-3	14-17-7-0
(EDM)	7	393	12	0	1.83	2-2-2	-	-	-	-	-	J. 4	@ Chi	W. 4-3	15-17-7-0
(TOT)	33	1638	65	2	2.38	10-14-3	-	-	-	-	-	J. 5	@ NJ	L. 2-3	15-17-7-1
Ty Conklin	38	2085	84	1	2.42	17-14-4	-	-	-	-	-	J. 8	@ NYI	W. 5-1	15-18-7-1
Tommy Salo	44	2481	107	3	2.58	17-18-6	-	-	-	-	-	J. 10	@ Phi	W. 3-0	16-18-7-1
Stephen Valiquette	1	14	2	0	8.57	0-0-0	-	-	-	-	-	J. 11	@ Wsh	L. 0-1	16-19-7-1
												J. 13	FLA	W. 4-2	17-19-7-1
												J. 15	ANA	W. 1-0	18-19-7-1
												J. 17	@ Nsh	L. 1-2	18-20-7-1
												J. 18	@ Cbj	T. 4-4 OT	18-20-8-1
												J. 20	DAL	W. 3-0	19-20-8-1
												J. 22	TB	L. 2-3	19-21-8-1
												J. 24	NSH	L. 3-4	19-22-8-1
												J. 27	@ Col	L. 1-3	19-23-8-1
												J. 29	CHI	W. 5-2	20-23-8-1
												F. 1	LA	L. 1-4	20-24-8-1
												F. 2	ANA	W. 5-1 OT	21-24-8-1
												F. 4	STL	W. 5-3	22-24-8-1
												F. 11	ATL	W. 5-1	23-24-8-1
												F. 13	@ Min	L. 0-3	23-25-8-1
												F. 15	@ Nsh	T. 2-2 OT	23-25-9-1
												F. 16	@ Det	L. 1-2	23-26-9-1
												F. 18	@ Col	W. 5-1	24-26-9-1
												F. 21	VAN	W. 4-3 OT	25-26-9-1
												F. 23	DET	T. 1-1 OT	25-26-10-1
												F. 25	@ Ana	L. 2-4	25-27-10-1
												F. 27	@ Pho	W. 7-2	26-27-10-2
												F. 29	@ Dal	L. 4-5 OT	26-27-10-2
												M. 2	PHO	W. 5-4 OT	27-27-10-2
												M. 4	@ Stl	T. 1-1 OT	27-27-11-2
												M. 7	@ Chi	L. 1-3 OT	28-27-11-2
												M. 9	@ Cgy	L. 1-1 OT	28-27-12-2
												M. 10	COL	L. 2-3 OT	28-27-12-3
												M. 12	VAN	L. 3-4 OT	28-27-12-4
												M. 14	OTT	W. 3-1	29-27-12-4
												M. 16	CBJ	W. 3-2	30-27-12-4
												M. 19	NSH	W. 5-4	31-27-12-4
												M. 21	@ SJ	W. 5-2	32-27-12-4
												M. 22	@ LA	W. 2-1	33-27-12-4
												M. 24	DAL	L. 3-4 OT	33-27-12-5
												M. 26	LA	W. 3-1	34-27-12-5
												M. 28	PHO	W. 4-2	35-27-12-5
												M. 30	@ Stl	L. 0-1	35-28-12-5
												M. 31	@ Dal	W. 3-3	36-28-12-5
												A. 3	@ Van	L. 2-5	36-29-12-5
												A. 4	MIN	T. 2-2 OT	38-28-12-3
												A. 7	@ Van	W. 4-2	39-28-12-3

# EDMONTON OILERS 2005-06 RESULTS & STATISTICS

COACH	REGULAR SEASON							PLAYOFFS						
	GP	W	L	T	OTL	PTS	GF	GA	GP	W	L	GF	GA	
Craig MacTavish	82	41	28	13	95	256	251	24	15	9	70	61		

3rd Northwest Division, 8th Western Conference, 14th Overall. Playoffs: Won Western Conference Quarter-Final 4-2 vs Detroit, Won Western Conference Semi-Final 4-2 vs San Jose, Won Western Conference Final 4-1 vs Anaheim, Lost Stanley Cup Final 4-3 vs Carolina.

PLAYER	REGULAR SEASON				PLAYOFFS				GAME-BY-GAME RESULTS				RECORD		
	GP	G	A	PTS	PIM	GP	G	A	PTS	PIM	DATE	OPPONENT		RESULT	
Ales Hemsky	81	19	58	77	64	24	6	11	17	14	O. 5	COL	W. 4-3	1-0-0	
Shawn Horcoff	79	22	51	73	85	24	7	12	19	12	O. 8	VAN	W. 4-3 SO	2-0-0	
Jarret Stoll	82	22	46	68	74	24	4	6	10	24	O. 10	@ Ana	W. 4-2	3-0-0	
Ryan Smyth	75	36	30	66	58	24	8	9	17	22	O. 11	@ LA	L. 1-3	3-1-0	
Chris Pronger	80	12	44	56	74	24	5	16	21	26	O. 14	DAL	L. 2-3	3-2-0	
Sergei Samsonov (BOS)	55	18	19	37	22	-	-	-	-	-	O. 15	@ Cgy	L. 0-3	3-3-0	
(EDM)	19	5	11	16	6	24	4	11	15	14	O. 18	PHO	L. 3-4 OT	3-4-1	
(TOT)	74	23	30	53	28	-	-	-	-	-	O. 20	@ Cgy	L. 1-3	3-4-1	
Jaroslav Spacek (CHI)	45	7	17	24	72	-	-	-	-	-	O. 21	COL	L. 1-7	3-5-1	
(EDM)	31	5	14	19	24	24	4	11	15	14	O. 25	@ Col	L. 3-5	3-6-1	
(TOT)	76	12	31	43	96	-	-	-	-	-	O. 28	@ Dal	W. 5-3	4-6-1	
Raffi Torres	82	27	14	41	50	22	4	7	11	16	O. 29	@ Nsh	W. 5-1	5-6-1	
Fernando Pisani	80	18	19	37	42	24	14	4	18	10	N. 1	CBJ	W. 5-1	6-6-1	
Marc-Andre Bergeron	75	15	20	35	38	18	2	1	3	14	N. 3	@ Det	W. 4-3 OT	7-6-1	
Radek Dvorak	64	8	20	28	26	16	0	2	2	4	N. 4	@ Stl	W. 7-2	8-6-1	
Steve Staios	82	8	20	28	84	24	1	5	6	28	N. 7	@ Dal	L. 0-4	8-7-1	
Ethan Moreau	74	11	16	27	87	21	2	1	3	19	N. 8	@ Nsh	L. 2-3	8-8-1	
Marty Reasoner	58	9	17	26	20	-	-	-	-	-	N. 11	@ CBJ	L. 3-1	8-9-1	
Michael Peca	71	9	14	23	56	24	6	5	11	20	N. 13	@ Chi	L. 3-3	8-9-1	
Jason Smith	76	4	13	17	84	24	1	4	5	16	N. 14	@ Col	W. 5-2	10-9-1	
Dick Tarnstrom (PIT)	33	5	5	10	52	-	-	-	-	-	N. 17	DET	W. 6-5 OT	11-9-1	
(EDM)	22	1	3	4	24	12	0	2	2	10	N. 19	CHI	L. 3-4	11-10-1	
(TOT)	55	6	8	14	76	-	-	-	-	-	N. 21	SJ	W. 2-1 SO	12-10-1	
Georges Laraque	72	2	10	12	73	15	1	1	2	44	N. 23	@ Min	W. 4-3	13-10-1	
Igor Ulanov	37	3	6	9	29	-	-	-	-	-	N. 25	@ Cgy	W. 2-1 SO	14-10-1	
Todd Harvey	63	5	2	7	32	10	1	1	2	4	N. 29	COL	L. 2-3	14-11-1	
Cory Cross	34	2	3	5	38	-	-	-	-	-	D. 1	VAN	L. 5-3	15-11-1	
Jani Rita	21	3	0	3	6	-	-	-	-	-	D. 3	BOS	W. 4-5 OT	15-11-2	
Rem Murray	9	1	1	2	2	24	0	4	4	2	D. 8	@ Phi	L. 3-2	16-11-2	
Alexei Semenov	11	1	1	2	17	-	-	-	-	-	D. 10	@ NYI	L. 2-3 SO	16-11-3	
Matt Greene	27	0	2	2	43	18	0	1	1	34	D. 13	@ NY	L. 1-2 SO	16-11-4	
Marc-Antoine Pouliot	8	1	0	1	0	-	-	-	-	-	D. 15	MTL	L. 5-3	17-11-4	
Brad Winchester	19	0	1	1	21	10	1	2	3	4	D. 17	@ Van	W. 5-4 OT	18-11-4	
Jussi Markkannen	37	0	1	1	0	6	0	0	0	0	D. 19	CGY	W. 5-4	19-11-4	
Dwayne Roloson (MIN)	24	0	0	0	6	-	-	-	-	-	D. 21	@ Van	W. 7-6	20-11-4	
(EDM)	19	0	1	1	2	18	0	2	2	14	D. 23	LA	W. 5-3	21-11-4	
(TOT)	39	0	1	1	8	-	-	-	-	-	D. 26	MIN	L. 1-4	21-12-4	
Mathieu Roy	1	0	0	0	0	-	-	-	-	-	D. 28	MIN	L. 2-4	21-13-4	
Yan Stastny	3	0	0	0	0	-	-	-	-	-	D. 30	NSH	W. 4-2	22-13-4	
Kris Nolanos	6	0	0	0	2	-	-	-	-	-	D. 31	@ Cgy	L. 5-6	22-14-4	
Jean-Francois Jacques	7	0	0	0	0	-	-	-	-	-	J. 3	CHI	L. 5-0	23-14-4	
Dan Smith	7	0	0	0	7	-	-	-	-	-	J. 7	TOR	L. 2-3	23-15-4	
Kyle Brodziak	10	0	0	0	4	-	-	-	-	-	J. 10	@ Pit	W. 3-1	24-15-4	
Danny Syvret	10	0	0	0	6	-	-	-	-	-	J. 12	@ NVR	L. 1-5	24-15-5	
Ty Conklin	18	0	0	0	2	-	-	-	-	-	J. 14	OTT	L. 3-5	24-16-5	
Mike Morrison	21	0	0	0	2	-	-	-	-	-	J. 16	BUF	L. 1-3	24-17-5	
Toby Petersen	-	-	-	-	-	2	1	0	1	0	J. 19	@ SJ	W. 3-2 SO	25-17-5	
GOALTENDER	GP	MIN	GA	SO	GAA	W-L-T	GP	MIN	GA	SOGAA	W-L	J. 21	@ Pho	L. 3-4 SO	25-17-6
Dwayne Roloson (MIN)	24	1361	68	1	3.00	6-17-1	-	-	-	-	J. 23	CGY	L. 1-3	25-18-6	
(EDM)	19	1163	47	1	2.42	8-7-4	18	1160	45	12.33	12-5	J. 25	@ Ana	L. 6-3	26-18-6
(TOT)	43	2524	115	2	2.73	14-24-5	-	-	-	-	J. 26	@ LA	W. 5-3	27-18-6	
Ty Conklin	18	922	43	1	2.80	8-5-1	1	6	1	010.00	0-0	J. 29	@ Pho	W. 4-3 SO	28-18-6
Mike Morrison	21	892	42	0	2.83	10-4-2	-	-	-	-	F. 2	CBJ	L. 1-2 SO	28-18-7	
Jussi Markkannen	37	2016	105	0	3.13	15-12-6	6	360	13	12.17	3-3	F. 4	VAN	W. 3-1	29-18-7
												F. 6	ANA	W. 6-5 SO	30-18-7
												F. 7	@ Col	L. 3-5	30-19-7
												F. 10	MIN	L. 5-6	30-20-7
												F. 12	STL	L. 4-5 SO	30-20-8
												M. 1	STL	L. 2-4	30-21-8
												M. 3	SJ	W. 3-2	31-21-8
												M. 5	NSH	W. 3-2 OT	32-21-8
												M. 7	DAL	L. 3-4 SO	32-21-9
												M. 9	@ SJ	L. 2-5	32-22-9
												M. 11	@ CBJ	L. 3-4 OT	32-22-10
												M. 12	@ Min	L. 3-4	32-23-10
												M. 14	@ Min	W. 2-1	33-23-10
												M. 16	CGY	W. 3-4 OT	34-23-10
												M. 18	DET	W. 3-4 SO	34-23-11
												M. 21	VAN	L. 1-4	34-24-11
												M. 23	@ Van	L. 3-4 SO	34-24-12
												M. 25	@ Col	W. 3-2	35-24-12
												M. 26	@ Van	W. 4-3 SO	36-24-12
												M. 28	MIN	L. 2-3	36-25-12
												M. 30	LA	W. 4-0	37-25-12
												A. 1	CGY	L. 1-4	37-26-12
												A. 3	PHO	W. 7-1	38-26-12
												A. 6	@ Min	L. 1-2 SO	38-26-13
												A. 7	@ Chi	W. 4-3 OT	39-26-13
												A. 9	@ Stl	L. 1-2	39-27-13
												A. 9	DET	L. 0-2	39-28-13
												A. 13	@ Det	W. 2-1	40-28-13
												A. 13	ANA	L. 2-1	40-28-13
												A. 17	COL	W. 4-2	41-28-13





# EDMONTON OILERS 2006-07 RESULTS & STATISTICS

COACH	REGULAR SEASON						PLAYOFFS				
	GP	W	L	T	OTL	PTS	GP	W	L	GF	GA
Craig MacTavish	82	32	43	7	71	195	248	--	--	--	--

5th Northwest Division, 12th Western Conference, 25th Overall. Playoffs: Did Not Qualify

PLAYER	REGULAR SEASON					PLAYOFFS					GAME-BY-GAME RESULTS			RECORD	
	GP	G	A	PTS	PIM	GP	G	A	PTS	PIM	DATE	OPPONENT	RESULT		
Ryan Smyth	53	31	22	53	38	--	--	--	--	--	O. 5	CGY	W. 3-1	1-0-0	
Petr Sykora	82	22	31	53	40	--	--	--	--	--	O. 7	@Cgy	L. 1-2	1-1-0	
Ales Hemsky	64	13	40	53	40	--	--	--	--	--	O. 12	SJ	W. 6-4	2-1-0	
Shawn Horcoff	80	16	35	51	56	--	--	--	--	--	O. 14	@ Col	W. 4-3	3-1-0	
Jarret Stoll	51	13	26	39	48	--	--	--	--	--	O. 16	@Van	L. 1-2	3-2-0	
Raffi Torres	82	15	19	34	88	--	--	--	--	--	O. 17	VAN	W. 2-1	4-2-0	
Jeffrey Lupul	81	16	12	28	45	--	--	--	--	--	O. 21	DET	W. 3-1	5-2-0	
Fernando Pisani	77	14	14	28	40	--	--	--	--	--	O. 23	PHO	W. 5-2	6-2-0	
Marc-Andre Bergeron	55	8	17	25	28	--	--	--	--	--	O. 25	@ Ana	L. 2-6	6-3-0	
Marty Reasoner	72	6	14	20	60	--	--	--	--	--	O. 26	@ Pho	L. 2-6	6-4-0	
Steve Staios	58	2	15	17	97	--	--	--	--	--	O. 28	WSH	W. 4-0	7-4-0	
Patrick Thoresen	68	4	12	16	52	--	--	--	--	--	N. 1	NSH	L. 3-5	7-5-0	
Daniel Tjernqvist	37	3	12	15	30	--	--	--	--	--	N. 3	DAL	L. 2-3	7-6-0	
Toby Petersen	64	6	9	15	4	--	--	--	--	--	N. 7	@ Mtl	W. 2-3 SO	7-7-1	
Petr Nedved (PHI)	21	1	6	7	18	--	--	--	--	--	N. 8	@ Det	W. 4-1	8-7-1	
(EDM)	19	1	4	5	10	--	--	--	--	--	N. 10	@ CBJ	W. 4-1	8-8-1	
(TOTAL)	40	2	10	12	28	--	--	--	--	--	N. 12	@ Sjt	L. 3-5	9-8-1	
Marc Pouliot	46	4	7	11	18	--	--	--	--	--	N. 13	@ Col	W. 2-1	10-8-1	
Jason Smith	82	2	9	11	103	--	--	--	--	--	N. 16	STL	W. 6-2	11-8-1	
Ladislav Smid	77	3	7	10	37	--	--	--	--	--	N. 18	DET	W. 4-3 SO	12-8-1	
Matt Greene	78	1	9	10	109	--	--	--	--	--	N. 21	CGY	W. 2-1	12-8-1	
Brad Winchester	59	4	5	9	86	--	--	--	--	--	N. 24	CHI	W. 5-1	13-8-1	
Jan Hejda	39	1	8	9	20	--	--	--	--	--	N. 28	ANA	L. 2-3 OT	13-8-2	
Tom Gilbert	12	1	5	6	0	--	--	--	--	--	N. 30	COL	L. 3-7	13-8-2	
Dwayne Roloson	68	0	3	3	12	--	--	--	--	--	D. 2	CBJ	L. 0-4	13-10-2	
Mathieu Roy	16	2	0	2	30	--	--	--	--	--	D. 4	@ Van	W. 4-0	14-10-2	
Zack Stortini	29	1	0	1	105	--	--	--	--	--	D. 6	CAR	W. 3-1	15-10-2	
Ethan Moreau	7	1	0	1	12	--	--	--	--	--	D. 8	@ Dal	W. 2-0	16-10-2	
Kyle Brodziak	6	1	0	1	2	--	--	--	--	--	D. 10	@ Chi	L. 1-4	16-11-2	
Robert Nilsson	4	1	0	1	4	--	--	--	--	--	D. 12	@ Nsh	L. 2-3	16-12-2	
Danny Syvret	16	0	1	1	6	--	--	--	--	--	D. 14	MIN	W. 3-1	17-12-2	
Jean-Francois Jacques	37	0	0	0	33	--	--	--	--	--	D. 15	@ Col	L. 1-4	17-13-2	
Jussi Markkanen	22	0	0	0	0	--	--	--	--	--	D. 19	COL	L. 6-7	17-14-2	
Bryan Young	15	0	0	0	10	--	--	--	--	--	D. 21	@ Pho	W. 3-2	18-14-2	
Sebastien Bisailon	2	0	0	0	0	--	--	--	--	--	D. 23	@ Dal	L. 2-3	18-15-2	
Alexei Mikhnov	2	0	0	0	0	--	--	--	--	--	D. 28	LA	L. 4-7	18-16-2	
Rob Schremp	1	0	0	0	0	--	--	--	--	--	D. 28	VAN	L. 2-6	18-17-2	
GOALTENDER	GP	MIN	GA	SO	GAA	W-L-T	GP	MIN	GA	SOGAA	W-L	D. 30	@ Cgy	L. 2-4	18-18-2
Dwayne Roloson	68	3932	180	4	2.75	27-34-6	--	--	--	--	--	J. 2	FLA	W. 4-1	19-18-2
Jussi Markkanen	22	992	52	0	3.15	5-9-1	--	--	--	--	--	J. 5	DAL	L. 5-6 SO	19-18-3
												J. 8	@ Van	L. 2-3 OT	19-18-4
												J. 10	@ LA	W. 2-1 OT	20-18-4
												J. 11	@ SJ	W. 3-2	21-18-4
												J. 12	MIN	L. 2-4	21-19-4
												J. 13	@ Cgy	L. 1-3	21-20-4
												J. 16	@ Min	W. 2-1	22-20-4
												J. 18	ANA	W. 4-1	23-20-4
												J. 20	CGY	L. 0-4	23-21-4
												J. 26	SJ	L. 1-5	23-22-4
												J. 27	LA	W. 4-3	24-22-4
												J. 31	CBJ	W. 5-2	25-22-4
												F. 1	@ Van	L. 3-5	25-23-4
												F. 3	@ Col	W. 3-2	26-23-4
												F. 6	VAN	L. 2-5	26-24-4
												F. 9	CHI	W. 2-1	27-24-4
												F. 11	ATL	W. 5-1	28-24-4
												F. 13	@ Bos	L. 0-3	28-25-4
												F. 15	@ Buf	L. 1-2 OT	28-25-5
												F. 17	@ Tor	L. 1-4	28-26-5
												F. 20	@ Ott	L. 3-4 SO	28-26-6
												F. 22	@ CBJ	W. 4-0	29-26-6
												F. 23	@ Det	W. 4-3 SO	30-26-6
												F. 25	@ Min	L. 1-4	30-27-6
												F. 27	PHO	L. 0-3	30-28-6
												M. 1	MIN	L. 0-5	30-29-6
												M. 3	CGY	L. 2-4	30-30-6
												M. 7	TB	L. 1-3	30-31-6
												M. 9	@ Ana	L. 1-5	30-32-6
												M. 11	@ SJ	L. 0-3	30-33-6
												M. 12	@ LA	L. 1-5	30-34-6
												M. 15	MIN	L. 1-2	30-35-6
												M. 17	STL	L. 2-3 OT	30-35-7
												M. 19	VAN	L. 1-2	30-36-7
												M. 21	COL	L. 1-5	30-37-7
												M. 23	COL	W. 4-3 SO	31-37-7
												M. 24	NSH	L. 3-4	31-38-7
												M. 27	@ Nsh	L. 3-4	31-39-7
												M. 29	@ Stl	L. 2-5	31-40-7
												A. 1	@ Chi	L. 1-2	31-41-7
												A. 3	@ Min	L. 0-3	31-42-7
												A. 5	@ Min	L. 0-3	31-43-7
												A. 7	@ Cgy	W. 3-2	32-43-7

# EDMONTON OILERS 2007-08 RESULTS & STATISTICS

COACH	REGULAR SEASON						PLAYOFFS				
	GP	W	L	T	OTL	PTS	GP	W	L	GF	GA
Craig MacTavish	82	41	35	6	88	235	251	--	--	--	--

4th Northwest Division, 9th Western Conference, 19th Overall. Playoffs: Did Not Qualify

PLAYER	REGULAR SEASON					PLAYOFFS					GAME-BY-GAME RESULTS			
	GP	G	A	PTS	PIM	GP	G	A	PTS	PIM	DATE	OPPONENT	RESULT	RECORD
Ales Hemsky	74	20	51	71	34	--	--	--	--	--	O. 4	SJ	W. 3-2 SO	1-0-0
Shawn Horcoff	53	21	29	50	30	--	--	--	--	--	O. 6	PHI	W. 5-3	2-0-0
Sam Gagner	79	13	36	49	23	--	--	--	--	--	O. 8	@ Det	L. 2-4	2-1-0
Dustin Penner	82	23	24	47	45	--	--	--	--	--	O. 10	@ Min	L. 0-2	2-2-0
Andrew Coglian	82	18	27	45	20	--	--	--	--	--	O. 12	VAN	L. 2-5	2-3-0
Robert Nilsson	71	10	31	41	22	--	--	--	--	--	O. 13	@ Van	L. 1-4	2-4-0
Jarret Stoll	81	14	22	36	74	--	--	--	--	--	O. 18	@ Pho	W. 4-2	3-4-0
Tom Gilbert	82	13	20	33	20	--	--	--	--	--	O. 20	@ Cgy	L. 1-4	3-5-0
Kyle Brodziak	80	14	17	31	33	--	--	--	--	--	O. 23	COL	L. 2-4	3-6-0
Joni Pitkanen	63	8	18	26	56	--	--	--	--	--	O. 25	MIN	W. 5-4 SO	4-6-0
Curtis Glencross (CBJ)	36	6	6	12	25	--	--	--	--	--	O. 27	@ LA	L. 1-4	4-7-0
(EDM)	26	9	4	13	28	--	--	--	--	--	O. 28	@ Ana	W. 3-2 SO	5-7-0
(TOTAL)	62	15	10	25	53	--	--	--	--	--	O. 30	DET	L. 1-2	5-8-0
Marty Reasoner	82	11	14	25	50	--	--	--	--	--	N. 2	NSH	L. 1-4	5-9-0
Fernando Pisani	56	13	9	22	28	--	--	--	--	--	N. 5	@ Min	L. 2-5	5-10-0
Denis Grebeshkov	71	3	15	18	22	--	--	--	--	--	N. 7	@ Col	L. 3-4 SO	5-10-1
Steve Staios	82	7	9	16	121	--	--	--	--	--	N. 10	@ Cgy	W. 4-2	6-10-1
Geoff Sanderson	41	3	10	13	16	--	--	--	--	--	N. 14	@ Van	W. 1-0 SO	7-10-1
Zack Stortini	66	3	9	12	201	--	--	--	--	--	N. 15	MIN	L. 2-4	7-11-1
Raffi Torres	32	5	6	11	36	--	--	--	--	--	N. 17	CGY	L. 1-3	7-12-1
Sheldon Souray	26	3	7	10	36	--	--	--	--	--	N. 20	VAN	W. 5-4 SO	8-12-1
Ethan Moreau	25	5	4	9	39	--	--	--	--	--	N. 22	COL	L. 2-3	8-13-1
Marc Pouliot	24	1	6	7	12	--	--	--	--	--	N. 24	CHI	W. 3-2 SO	9-13-1
Dick Tarnstrom	29	1	4	5	40	--	--	--	--	--	N. 26	CBJ	W. 3-1	10-13-1
Ladislav Smid	65	0	4	4	58	--	--	--	--	--	N. 28	@ Col	L. 2-4	10-14-1
Patrick Thoresen	17	2	1	3	6	--	--	--	--	--	N. 30	vs ANA	W. 5-1	11-14-1
Matt Greene	46	0	1	1	53	--	--	--	--	--	D. 2	@ Ana	W. 4-0	12-14-1
Dwayne Roloson	43	0	1	1	2	--	--	--	--	--	D. 3	@ LA	W. 4-3 SO	13-14-1
Mathieu Roy	13	0	1	1	27	--	--	--	--	--	D. 5	PIT	L. 2-4	13-15-1
Mathieu Garon	47	0	0	0	8	--	--	--	--	--	D. 7	STL	L. 3-4	13-16-1
Allan Rourke	13	0	0	0	5	--	--	--	--	--	D. 10	@ Dal	L. 4-5 OT	13-16-2
Jean-Francois Jacques	9	0	0	0	2	--	--	--	--	--	D. 11	@ Stl	W. 5-4 SO	14-16-2
Rob Schremp	2	0	0	0	0	--	--	--	--	--	D. 13	@ Det	W. 4-3 SO	15-16-2
Bryan Young	2	0	0	0	0	--	--	--	--	--	D. 15	VAN	W. 2-1 SO	16-16-2
Liam Reddox	1	0	0	0	0	--	--	--	--	--	D. 18	DAL	L. 1-2 SO	16-16-3
Theo Peckham	1	0	0	0	2	--	--	--	--	--	D. 21	NU	L. 1-3	16-17-3
											D. 23	@ Chi	L. 2-3	16-18-3
											D. 27	ANA	L. 1-2	16-19-3
											D. 29	@ Min	L. 4-5 OT	16-19-4
											D. 31	@ CBJ	L. 2-4	16-20-4
											J. 2	@ Stl	W. 3-2 OT	17-20-4
											J. 3	@ Nsh	L. 2-5	17-21-4
											J. 5	Nyr	W. 3-2 SO	18-21-4
											J. 7	NYI	W. 4-0	19-21-4
											J. 10	PHO	W. 5-2	20-21-4
											J. 13	CGY	W. 2-1	21-21-4
											J. 15	LA	L. 1-3	21-22-4
											J. 17	@ Wsh	L. 4-5 SO	21-22-5
											J. 18	@ Car	L. 2-7	21-23-5
											J. 20	@ Atl	W. 4-2	22-23-5
											J. 22	@ TB	L. 3-4	22-24-5
											J. 24	@ Fla	W. 4-3 SO	23-24-5
											J. 29	SJ	L. 0-3	23-25-5
											F. 1	DAL	L. 1-4	23-26-5
											F. 4	CGY	W. 5-0	24-26-5
											F. 6	CHI	W. 4-1	25-26-5
											F. 9	@ Cgy	L. 1-4	25-27-5
											F. 12	MIN	W. 4-2	26-27-5
											F. 14	SJ	W. 3-2	27-27-5
											F. 16	@ Van	L. 2-4	27-28-5
											F. 19	@ Nsh	L. 4-5	27-29-5
											F. 22	@ Dal	L. 2-5	27-30-5
											F. 24	COL	W. 3-2	28-30-5
											F. 26	DET	W. 4-3 SO	29-30-5
											F. 28	LA	W. 5-4	30-30-5
											M. 2	CBJ	W. 4-3 SO	31-30-5
											M. 4	NSH	L. 1-5	31-31-5
											M. 7	@ CBJ	W. 2-1 OT	32-31-5
											M. 9	@ Chi	W. 6-5 OT	33-31-5
											M. 11	STL	W. 4-3 OT	34-31-5
											M. 13	@ Col	L. 1-5	34-32-5
											M. 15	@ Pho	W. 5-2	35-32-5
											M. 16	@ SJ	W. 2-1 SO	36-32-5
											M. 18	PHO	W. 8-4	37-32-5
											M. 20	VAN	L. 1-4	37-33-5
											M. 22	COL	W. 7-5	38-33-5
											M. 24	MIN	W. 5-3	39-33-5
											M. 26	@ Min	L. 1-3	39-34-5
											M. 28	W Col	L. 4-5 SO	39-34-6
											M. 29	@ Cgy	L. 2-1	40-34-6
											A. 1	CGY	L. 2-3	40-35-6
											A. 3	@ Van	W. 2-1	41-35-6



# EDMONTON OILERS 2008-09 RESULTS & STATISTICS

COACH	REGULAR SEASON							PLAYOFFS					
	GP	W	L	T	OTL	PTS	GF	GA	GP	W	L	GF	GA
Craig MacTavish	82	38	35	9	85	234	238	-	-	-	-	-	-

4th Northwest Division, 11th Western Conference, 21st Overall. Playoffs: Did Not Qualify

PLAYER	REGULAR SEASON					PLAYOFFS				DATE	OPPONENT	GAME-BY-GAME RESULTS	RECORD
	GP	G	A	PTS	PIM	GP	G	A	PTS				
Ales Hemsky	72	23	43	66	32	-	-	-	-	-	O. 12 COL W. 3-2	W. 3-0	1-0-0
Sheldon Souray	81	23	30	53	98	-	-	-	-	-	O. 15 @ Ana W. 3-2	W. 3-0	2-0-0
Shawn Horcoff	80	17	36	53	39	-	-	-	-	-	O. 17 @ Cgy W. 4-3	W. 3-0	3-0-0
Tom Gilbert	82	5	40	45	26	-	-	-	-	-	O. 18 Cgy W. 3-2	W. 3-0	4-0-0
Sam Gagner	76	16	25	41	51	-	-	-	-	-	O. 22 @ Chi L. 0-3	W. 4-1	4-1-0
Denis Grebeshkov	72	7	32	39	38	-	-	-	-	-	O. 23 @ Col L. 1-4	L. 4-2	4-2-0
Andrew Coglian	82	18	20	38	22	-	-	-	-	-	O. 25 @ Van L. 3-6	L. 4-3	4-3-0
Dustin Penner	78	17	20	37	61	-	-	-	-	-	O. 27 BOS L. 0-1 OT	L. 4-3	4-3-1
Lubomir Visnovsky	50	8	23	31	30	-	-	-	-	-	O. 30 @ Nsh L. 1-3	L. 4-4	4-4-1
Robert Nilsson	64	9	20	29	26	-	-	-	-	-	N. 1 @ Car W. 3-1	W. 5-4	5-4-1
Erik Cole	63	16	11	27	63	-	-	-	-	-	N. 2 @ Phi W. 5-4	W. 6-4	6-4-1
Kyle Brodziak	79	11	16	27	21	-	-	-	-	-	N. 5 @ CBJ L. 4-5	L. 6-5	6-5-1
Ethan Moreau	77	14	12	26	133	-	-	-	-	-	N. 6 @ Pit L. 4-5	L. 6-6	6-6-1
Marc Pouliot	63	8	12	20	23	-	-	-	-	-	N. 9 @ NJ W. 2-1	W. 7-6	7-6-1
Fernando Pisani	38	7	8	15	14	-	-	-	-	-	N. 10 @ NYR W. 3-2 SO	W. 8-6	8-6-1
Steve Staios	80	2	12	16	92	-	-	-	-	-	N. 13 TOR L. 2-5	L. 8-7	8-7-1
Liam Reddox	46	5	7	12	10	-	-	-	-	-	N. 15 COL L. 2-3 SO	L. 8-7	8-7-2
Ales Kotalik	19	7	4	11	6	-	-	-	-	-	N. 17 @ Det L. 0-4	L. 8-8	8-8-2
Zack Stortini	52	6	5	11	181	-	-	-	-	-	N. 18 @ CBJ W. 7-2	W. 9-8	9-8-2
Ladislav Smid	60	0	11	11	57	-	-	-	-	-	N. 20 DET L. 3-4	L. 9-9	9-9-2
Jason Strudwick	71	2	7	9	60	-	-	-	-	-	N. 26 LA L. 1-2	L. 9-10	9-10-2
Patrick O'Sullivan	19	2	4	6	12	-	-	-	-	-	N. 29 @ STL W. 4-2	W. 10-10	10-10-2
Gilbert Brule	11	2	1	3	12	-	-	-	-	-	N. 30 @ Dal L. 3-4	L. 10-11	10-11-2
Rob Schremp	4	0	3	3	2	-	-	-	-	-	D. 3 DAL W. 5-2	W. 11-11	11-11-2
Ryan Potulny	8	0	3	3	0	-	-	-	-	-	D. 5 @ LA W. 5-4 SO	W. 12-11	12-11-2
Steve MacIntyre	22	2	0	2	40	-	-	-	-	-	D. 6 @ SJ W. 3-2 OT	W. 13-11	13-11-2
Jean-Francois Jacques	7	1	0	1	9	-	-	-	-	-	D. 11 FLA L. 0-2	L. 13-12	13-12-2
Jesse Boulerice	2	0	0	0	0	-	-	-	-	-	D. 13 VAN W. 3-0	W. 14-12	14-12-2
Tim Sestito	1	0	0	0	0	-	-	-	-	-	D. 16 CHI L. 2-9	L. 14-13	14-13-2
Taylor Chorney	2	0	0	0	0	-	-	-	-	-	D. 17 @ Van L. 2-4	L. 14-14	14-14-2
Theo Peckham	15	0	0	0	59	-	-	-	-	-	D. 19 ANA W. 4-2	W. 14-14	14-14-3
Mathieu Garon	15	815	43	0	3.17	6-8-0	-	-	-	-	D. 22 PHO W. 4-2	W. 15-14	15-14-3
Dwayne Roloson	63	3597	166	1	2.77	28-24-9	-	-	-	-	D. 26 @ Van W. 3-2	W. 16-14	16-14-3
Jeff Drouin-Deslauriers	10	540	30	0	3.33	4-3-0	-	-	-	-	D. 28 NSH W. 5-2	W. 17-14	17-14-3
											D. 30 OTT L. 2-3	L. 17-15	17-15-3
											D. 31 @ Van L. 4-6	L. 17-16	17-16-3
											J. 3 DAL W. 4-1	W. 18-16	18-16-3
											J. 5 NYI W. 3-2	W. 19-16	19-16-3
											J. 7 VAN L. 2-4	L. 19-17	19-17-3
											J. 9 SJ L. 1-4	L. 19-18	19-18-3
											J. 11 STL W. 2-1	W. 20-18	20-18-3
											J. 13 @ Wsh W. 5-2	W. 21-18	21-18-3
											J. 15 @ Min L. 1-5	L. 21-19	21-19-3
											J. 16 @ Col W. 3-2	W. 22-19	22-19-3
											J. 18 PHO W. 6-3	W. 23-19	23-19-3
											J. 20 COL W. 4-3	W. 24-19	24-19-3
											J. 27 BUF L. 2-10	L. 24-20	24-20-3
											F. 1 MIN W. 3-1	W. 25-20	25-20-3
											F. 3 NSH L. 1-2	L. 25-21	25-21-3
											F. 3 CHI L. 1-3	L. 25-22	25-22-3
											F. 5 @ STL W. 2-1 SO	W. 26-22	26-22-3
											F. 7 @ Det L. 3-8	L. 26-23	26-23-3
											F. 8 @ Min L. 2-3 SO	L. 26-24	26-24-3
											F. 11 MTL W. 7-2	W. 27-24	27-24-3
											F. 14 @ LA W. 3-2 SO	W. 28-24	28-24-3
											F. 16 @ Pho W. 3-1	W. 29-24	29-24-3
											F. 17 @ SJ L. 2-4	L. 29-24	29-24-4
											F. 19 @ Dal L. 2-4	L. 29-25	29-25-4
											F. 21 @ Cgy W. 5-3	W. 30-25	30-25-5
											F. 24 TB L. 2-3 SO	L. 30-25	30-25-5
											F. 26 COL W. 0-1	L. 30-26	30-26-5
											F. 28 MIN W. 3-2	W. 31-26	31-26-5
											M. 3 @ Nsh L. 5-6 OT	L. 31-26	31-26-6
											M. 5 @ Ott L. 2-4	L. 31-27	31-27-6
											M. 7 @ Tor W. 4-1	W. 32-27	32-27-6
											M. 10 @ Mtl L. 3-4 OT	L. 32-27	32-27-7
											M. 12 ATL L. 3-4 OT	L. 32-28	32-28-7
											M. 14 COL L. 2-3 OT	L. 32-29	32-29-7
											M. 17 STL W. 2-1 SO	W. 33-29	33-29-7
											M. 19 @ Col W. 8-1	W. 34-29	34-29-7
											M. 20 @ Chi W. 5-4 SO	W. 35-29	35-29-7
											M. 22 @ Min+ L. 0-3	L. 35-28	35-28-7
											M. 24 DET L. 2-3	L. 35-29	35-29-7
											M. 26 @ Pho L. 2-3	L. 35-30	35-30-7
											M. 27 @ Ana W. 5-3	W. 36-30	36-30-7
											M. 29 MIN L. 2-3	L. 36-31	36-31-7
											M. 31 ANJ L. 3-5	L. 36-32	36-32-7
											A. 2 SJ L. 1-2	L. 36-33	36-33-7
											A. 4 VAN W. 5-3	W. 37-33	37-33-7
											A. 7 LA L. 1-2	L. 37-34	37-34-7
											A. 10 @ Cgy W. 5-1	W. 38-34	38-34-7
											A. 11 @ Cgy L. 1-4	L. 38-35	38-35-7

# EDMONTON OILERS 2009-10 RESULTS & STATISTICS

COACH	REGULAR SEASON						PLAYOFFS				
	GP	W	L	T	OTL	PTS	GP	W	L	GF	GA
Pat Quinn	82	27	47	8	62	214	284	-	-	-	-

5th Northwest Division, 15th Western Conference, 30th Overall. Playoffs: Did Not Qualify

PLAYER	REGULAR SEASON					PLAYOFFS					DATE	OPPONENT	GAME-BY-GAME RESULTS	RECORD
	GP	G	A	PTS	PIM	GP	G	A	PTS	PIM				
Ales Hemsky	74	20	51	71	34	-	-	-	-	-	O. 3	CGY	L 4-3	0-1-0
Dustin Penner	82	32	31	63	38	-	-	-	-	-	O. 6	DAL	W 5-4 SO	1-1-0
Sam Gagner	68	15	26	41	33	-	-	-	-	-	O. 8	CGY	L 4-3 SO	1-1-1
Ryan Whitney	81	7	32	39	70	-	-	-	-	-	O. 10	MTL	W 3-2	2-1-1
Gilbert Brule	65	17	20	37	38	-	-	-	-	-	O. 12	@ Nsh	W 6-1	3-1-1
Shawn Horcoff	77	13	23	36	51	-	-	-	-	-	O. 14	@ Chi	L 4-3	3-2-1
Patrick O'Sullivan	73	11	23	34	32	-	-	-	-	-	O. 16	MIN	W 5-2	4-2-1
Ryan Potulny	64	15	17	32	28	-	-	-	-	-	O. 19	VAN	W 2-1	5-2-1
Tom Gilbert	82	5	26	31	16	-	-	-	-	-	O. 22	CBJ	W 6-4	6-2-1
Andrew Cogliano	82	10	18	28	31	-	-	-	-	-	O. 24	Cgy	L 5-2	6-3-1
Robert Nilsson	60	11	16	27	12	-	-	-	-	-	O. 25	Van	L 3-0	6-4-1
Ales Hemsky	22	7	15	22	8	-	-	-	-	-	O. 27	COL	L 3-0	6-5-1
Mike Comrie	43	13	8	21	30	-	-	-	-	-	O. 29	DET	W 6-5 SO	7-5-1
Ethan Moreau	76	9	9	18	62	-	-	-	-	-	O. 31	Bos	L 2-0	7-6-1
Marc Pouliot	35	7	7	14	21	-	-	-	-	-	N. 2	@ NYI	L 3-1	7-7-1
Zack Stortini	77	4	9	13	155	-	-	-	-	-	N. 5	NVR	L 4-2	7-8-1
Sheldon Souray	37	4	9	13	65	-	-	-	-	-	N. 8	@ Col	W 5-5	8-8-1
Ryan Jones	49	8	4	12	26	-	-	-	-	-	N. 10	@ Ott	L 4-3 SO	8-8-2
Jean-Francois Jacques	49	4	7	11	78	-	-	-	-	-	N. 11	@ Buf	L 3-1	8-9-2
Aaron Johnson	41	4	6	10	35	-	-	-	-	-	N. 15	@ Atl	L 3-2	8-10-2
Ladislav Smid	51	1	8	9	39	-	-	-	-	-	N. 16	@ CBJ	L 3-2 SO	8-10-3
Fernando Pisani	40	4	4	8	10	-	-	-	-	-	N. 18	COL	W 6-4	9-10-3
Jason Strudwick	72	0	6	6	50	-	-	-	-	-	N. 21	CHI	L 5-2	9-11-3
Ryan Stone	27	0	6	6	48	-	-	-	-	-	N. 23	PHO	W 4-0	10-11-3
Taylor Chorney	42	0	3	3	12	-	-	-	-	-	N. 25	LA	L 3-1	10-12-3
Liam Reddox	9	0	2	2	4	-	-	-	-	-	N. 27	SJ	L 6-5 SO	10-12-4
Colin McDonald	2	1	0	1	0	-	-	-	-	-	N. 28	@ Van	L 7-3	10-13-4
Theo Peckham	15	0	1	1	43	-	-	-	-	-	D. 3	@ Det	W 4-1	11-13-4
Christopher Minard	5	0	1	1	0	-	-	-	-	-	D. 5	@ Da	W 3-2 SO	12-13-4
Alex Plante	4	0	1	1	2	-	-	-	-	-	D. 7	@ Fla	W 3-2 SO	13-13-4
Ryan O'Marra	3	0	1	1	0	-	-	-	-	-	D. 9	@ TB	W 3-2	14-13-4
Dean Arsene	13	0	0	0	41	-	-	-	-	-	D. 11	@ STL	W 5-3	15-13-4
Charles Linglet	5	0	0	0	2	-	-	-	-	-	D. 15	LA	L 3-2	15-14-4
Johan Motin	1	0	0	0	0	-	-	-	-	-	D. 17	NSH	L 6-3	15-15-4
Dwayne Roloson	48	2797	152	3	3.26	16-28-4	-	-	-	-	D. 19	WSH	L 4-2	15-16-4
Nikolai Khabibulin	18	1089	55	0	3.03	7-9-2	-	-	-	-	D. 21	STL	L 7-2	15-17-4
Devan Dubnyk	19	1075	64	0	3.57	4-10-2	-	-	-	-	D. 23	@ Min	L 3-1	15-18-4
											D. 26	@ Van	L 4-1	15-19-4
											D. 28	CGY	L 4-1	15-20-4
											D. 30	TOR	W 3-1	16-20-4
											D. 31	@ Cgy	L 2-1	16-21-4
											J. 2	@ SJ	L 4-1	16-22-4
											J. 5	PHO	L 5-4 OT	16-22-5
											J. 7	CBJ	L 4-2	16-23-5
											J. 12	NSH	L 5-3	16-24-5
											J. 14	PIT	L 3-2	16-25-5
											J. 16	@ SJ	L 4-2	16-26-5
											J. 18	@ Col	L 6-0	16-27-5
											J. 20	VAN	L 3-2 OT	16-27-6
											J. 22	DAL	L 4-3	16-28-6
											J. 26	CHI	L 4-2	16-29-6
											J. 28	STL	L 2-1	16-30-6
											J. 30	@ Cgy	L 6-1	16-31-6
											F. 1	CAR	W 4-2	17-31-6
											F. 3	PHI	W 1-0	18-31-6
											F. 4	@ Min	L 4-2	18-32-6
											F. 6	@ Col	L 3-0	18-33-6
											F. 8	@ Pho	L 6-1	18-34-6
											F. 10	@ Ana	L 3-2	18-35-6
											F. 11	@ LA	W 3-3 SO	19-35-6
											F. 14	ANA	L 7-3	19-36-6
											M. 2	@ Nsh	L 4-3	19-37-6
											M. 3	@ Chi	L 5-2	19-38-6
											M. 5	MIN	W 2-1 SO	20-38-6
											M. 7	NY	W 2-0	21-38-6
											M. 9	OTT	L 4-1	21-39-6
											M. 11	@ Mtl	L 5-4 SO	21-39-7
											M. 13	@ Tor	L 6-4	21-40-7
											M. 15	@ CBJ	L 5-3	21-41-7
											M. 16	@ Min	L 4-2	21-42-7
											M. 19	DET	W 3-2 SO	22-42-7
											M. 21	SJ	W 5-1	23-42-7
											M. 23	VAN	W 3-2	24-42-7
											M. 26	ANA	L 3-1	24-43-7
											M. 28	@ Stl	L 2-1	24-44-7
											M. 30	@ Det	L 5-4	24-45-7
											A. 2	@ Dal	L 6-3	24-46-7
											A. 3	@ Pho	L 3-2 SO	24-46-8
											A. 5	MIN	W 4-1	25-46-8
											A. 7	COL	W 5-4 OT	26-46-8
											A. 10	@ LA	W 4-3 SO	27-46-8
											A. 11	@ Ana	L 7-2	27-47-8





# EDMONTON OILERS 2011-12 RESULTS & STATISTICS

COACH	REGULAR SEASON							GF	GA	PLAYOFFS			
	GP	W	L	T	OTL	PTS	GP			W	L	GF	GA
Tom Renney	82	32	40	10	74	212	239	--	--	--	--		

5th Northwest Division, 29th Overall. Playoffs: Did Not Qualify

PLAYER	REGULAR SEASON					PLAYOFFS					DATE	OPPONENT	GAME-BY-GAME RESULTS	RECORD
	GP	G	A	PTS	PIM	GP	G	A	PTS	PIM				
Jordan Eberle	78	34	42	76	10	--	--	--	--	--	O. 9 PIT W. 2-1 SO	1-0-0		
Taylor Hall	61	27	26	53	36	--	--	--	--	--	O. 13 @ Min L. 2-1 SO	1-0-1		
Ryan Nugent-Hopkins	62	18	34	52	16	--	--	--	--	--	O. 15 VAN L. 4-3	1-1-1		
Sam Gagner	75	18	29	47	36	--	--	--	--	--	O. 17 NSH W. 3-1	2-1-1		
Ryan Smyth	82	19	27	46	82	--	--	--	--	--	O. 18 @ Cgy L. 2-1	2-2-1		
Ales Hemsky	69	10	26	36	43	--	--	--	--	--	O. 20 MIN W. 2-1 SO	2-2-2		
Shawn Horcoff	81	13	21	34	24	--	--	--	--	--	O. 22 NYR L. 2-0	3-2-2		
Ryan Jones	79	17	16	33	42	--	--	--	--	--	O. 25 VAN W. 3-2	4-2-2		
Jeff Petry	73	2	23	25	26	--	--	--	--	--	O. 27 WSH W. 2-1	5-2-2		
Corey Potter	62	4	17	21	24	--	--	--	--	--	O. 28 @ Col W. 3-1	6-2-2		
Ryan Whitney	51	3	17	20	16	--	--	--	--	--	O. 30 STL W. 4-2	7-2-2		
Tom Gilbert	47	3	14	17	12	--	--	--	--	--	N. 3 @ LA W. 3-0	8-2-2		
Eric Belanger	78	4	12	16	32	--	--	--	--	--	N. 5 @ Pho L. 4-2	8-3-2		
Ladislav Smid	78	5	10	15	44	--	--	--	--	--	N. 8 @ Mtl W. 3-1	9-3-2		
Ben Eager	63	8	5	13	107	--	--	--	--	--	N. 10 @ Bos L. 6-3	9-4-2		
Andy Sutton	52	3	7	10	80	--	--	--	--	--	N. 11 @ Det L. 3-0	9-5-2		
Lennart Petrell	60	4	5	9	45	--	--	--	--	--	N. 13 @ Chi L. 6-3	9-6-2		
Magnus Paajarvi	41	2	6	8	4	--	--	--	--	--	N. 17 OTT L. 5-2	9-7-2		
Anton Lander	56	2	4	6	12	--	--	--	--	--	N. 19 CHI L. 9-2	10-7-2		
Teemu Hartikainen	17	2	3	5	6	--	--	--	--	--	N. 21 @ Dal L. 4-1	10-8-2		
Nick Schultz	20	0	4	4	10	--	--	--	--	--	N. 22 @ Nsh W. 6-2	11-8-2		
Darcy Hordichuk	43	1	2	3	64	--	--	--	--	--	N. 25 @ Min W. 5-2	12-8-2		
Theo Peckham	54	1	2	3	80	--	--	--	--	--	N. 26 @ Col L. 5-2	12-9-2		
Linus Omark	14	3	0	3	8	--	--	--	--	--	N. 28 NSH L. 3-1	12-10-2		
Josh Green	7	1	1	2	7	--	--	--	--	--	N. 30 MIN L. 3-2 SO	12-10-3		
Cam Barker	25	2	0	2	23	--	--	--	--	--	D. 2 CBJ W. 6-3	13-10-3		
Ryan O'Marra	7	0	1	1	4	--	--	--	--	--	D. 3 CGY L. 5-3	13-11-3		
Chris VandeVelde	5	1	0	1	2	--	--	--	--	--	D. 7 CAR L. 5-3	13-12-3		
Alex Plante	3	0	1	1	2	--	--	--	--	--	D. 9 COL W. 4-1	14-12-3		
Colten Teubert	24	0	1	1	25	--	--	--	--	--	D. 10 @ Cgy L. 3-0	14-13-3		
Phillipe Cornet	2	0	1	1	0	--	--	--	--	--	D. 15 @ Pho L. 4-2	14-14-3		
Bryan Rodney	1	0	0	0	0	--	--	--	--	--	D. 17 @ SJ L. 3-2	14-15-3		
Taylor Chorney	3	0	0	0	0	--	--	--	--	--	D. 19 DET L. 3-2	14-16-3		
Milan Kytnar	1	0	0	0	0	--	--	--	--	--	D. 22 MIN W. 4-1	15-16-3		
Devan Dubnyk	47	2653	118	2	2.67	20-20-3	--	--	--	--	D. 26 @ Van L. 5-3	15-17-3		
Nikolai Khabibulin	40	2261	100	2	2.65	12-20-7	--	--	--	--	D. 29 @ Min L. 4-3	15-18-3		
Yann Danis	1	32	2	0	3.75	0-0-0	--	--	--	--	D. 31 @ NYI L. 4-1	15-19-3		
											J. 1 @ Chi W. 4-3	16-19-3		
											J. 2 @ Buf L. 4-3	16-20-3		
											J. 3 @ Stl L. 4-3	16-21-3		
											J. 7 @ Dal L. 4-1	16-22-3		
											J. 11 NJ L. 2-1 OT	16-22-4		
											J. 13 ANA L. 5-0	16-23-4		
											J. 15 LA W. 2-1 OT	17-23-4		
											J. 17 @ CBJ L. 4-2	17-24-4		
											J. 19 @ Stl L. 1-0	17-25-4		
											J. 21 CGY L. 6-2	17-26-4		
											J. 23 SJ W. 2-1 SO	18-26-4		
											J. 24 @ Van L. 3-2 SO	18-26-5		
											F. 1 COL W. 3-2	19-26-5		
											F. 2 CHI W. 8-4	20-26-5		
											F. 4 DET W. 5-4 SO	21-26-5		
											F. 6 @ Tor L. 6-3	21-27-5		
											F. 8 @ Det L. 4-2	21-28-5		
											F. 11 @ Ott W. 4-3 OT	22-28-5		
											F. 15 TOR L. 4-3 OT	22-28-6		
											F. 17 COL L. 3-1	22-29-6		
											F. 19 VAN L. 5-2	22-30-6		
											F. 21 @ Cgy W. 6-1	23-30-6		
											F. 23 PHI W. 2-0	24-30-6		
											F. 25 PHO L. 3-1	24-31-6		
											F. 27 @ Wpg W. 3-3	25-31-6		
											F. 29 STL L. 5-2	25-32-6		
											M. 2 DAL L. 3-1	25-33-6		
											M. 5 @ Ana L. 4-2	25-34-6		
											M. 6 @ SJ W. 3-2 SO	26-34-6		
											M. 8 MTL L. 5-3	26-35-6		
											M. 10 @ Col L. 3-2 SO	26-35-7		
											M. 12 SJ L. 3-2	26-36-7		
											M. 14 CBJ W. 3-0	27-36-7		
											M. 16 CGY W. 3-1	28-36-7		
											M. 18 Pho L. 3-2 SO	28-36-8		
											M. 20 @ Nsh W. 6-3	29-36-8		
											M. 22 @ TB L. 3-2 SO	29-36-9		
											M. 23 @ Fla W. 2-1 SO	30-36-9		
											M. 25 @ CBJ W. 6-3	31-36-9		
											M. 28 DAL L. 3-1	31-37-9		
											M. 30 LA L. 4-1	31-38-9		
											A. 1 @ Ana W. 2-1	32-38-9		
											A. 2 @ LA L. 2-0	32-39-9		
											A. 5 ANA L. 3-2 OT	32-39-10		
											A. 7 @ Van L. 3-0	32-40-10		



# EDMONTON OILERS YEARLY PRE-SEASON RECORD – 1979-80 TO 2011-12

SEASON	GP	OVERALL				NHL OPPONENTS				HOME W-L-T	AWAY W-L-T	NEUT. W-L-T	OT W-L-T	
		W-L-T	PCT.	GF	GA	GP	W-L-T	PCT.	GF					GA
1979-80	10	5-4-1	.550	41	39	9	5-3-1	.611	41	34	3-2-0	1-0-1	1-2-0	-
1980-81	11	5-5-1	.500	47	45	9	3-5-1	.389	31	41	3-2-0	1-2-1	1-1-0	-
1981-82	10	6-3-1	.650	50	42	10	6-3-1	.650	50	42	3-1-0	1-2-1	2-0-0	-
1982-83	10	3-3-4	.500	45	43	9	3-3-3	.500	41	39	1-2-2	2-1-1	0-0-1	-
1983-84	11	9-2-0	.818	62	32	9	7-2-0	.778	42	23	5-0-0	4-2-0	0-0-0	0-0-0
1984-85	11	7-4-0	.636	46	43	11	7-4-0	.636	46	43	4-1-0	2-3-0	1-0-0	0-1-0
1985-86	11	7-4-0	.636	58	47	11	7-4-0	.636	58	47	3-2-0	3-2-0	1-0-0	0-1-0
1986-87	11	8-2-1	.773	56	34	11	8-2-1	.773	56	34	4-1-0	2-1-0	2-0-1	0-0-1
1987-88	11	4-5-2	.455	34	37	10	4-5-1	.450	31	34	3-1-1	0-2-1	1-2-0	0-0-2
1988-89	11	3-6-2	.364	35	39	11	3-6-2	.364	35	39	1-2-2	2-1-0	0-3-0	0-0-2
1989-90	11	6-4-1	.591	48	38	11	6-4-1	.591	48	38	3-2-0	2-2-0	1-0-1	1-1-1
1990-91	11	7-4-0	.636	40	38	9	5-4-0	.556	30	34	1-3-0	4-0-0	2-1-0	1-0-0
1991-92	11	3-5-3	.409	35	36	11	3-5-3	.409	35	36	2-2-1	0-2-2	1-1-0	1-1-3
1992-93	9	3-5-1	.389	37	39	9	3-5-1	.389	37	39	1-2-1	1-2-0	1-1-0	0-0-1
1993-94	8	3-4-1	.438	31	31	7	2-4-1	.357	25	30	3-1-0	0-2-1	0-1-0	0-0-1
1994-95	9	2-5-2	.333	32	42	8	1-5-2	.250	26	38	0-0-0	1-1-2	1-4-0	0-0-2
1995-96	9	7-1-1	.833	43	28	9	7-1-1	.833	43	28	4-0-1	2-1-0	1-0-0	1-0-1
1996-97	6	3-2-1	.583	20	18	6	3-2-1	.583	20	18	2-1-1	1-1-0	0-0-0	0-0-1
1997-98	9	4-3-2	.556	34	32	9	4-3-2	.556	34	32	2-2-1	2-1-1	0-0-0	1-0-2
1998-99	9	4-4-1	.500	29	26	9	4-4-1	.500	29	26	3-1-0	1-3-0	0-0-1	0-0-1
1999-00	8	5-3-0	.625	26	18	8	5-3-0	.625	26	18	1-3-0	4-0-0	0-0-0	0-0-0
2000-01	8	3-4-1	.438	26	28	8	3-4-1	.438	26	28	2-1-1	1-3-0	0-0-0	1-1-1
2001-02	7	4-2-1	.643	20	18	7	4-2-1	.643	20	18	1-1-1	3-1-0	0-0-0	1-0-1
2002-03	9	3-6-0-0	.333	27	31	9	3-6-0-0	.333	27	31	2-2-0-0	1-3-0-0	0-1-0-0	0-0-0
2003-04	7	2-3-1-1	.429	18	20	7	2-3-1-1	.429	18	20	2-1-0-1	0-2-1-0	0-1-0-0	0-1-1
2005-06	8	3-4-1-0	.438	22	31	8	3-4-1-0	.438	22	31	3-0-1-0	0-4-0-0	0-0-0-0	2-0-1
2006-07	8	6-2-0-0	.750	25	16	8	6-2-0-0	.750	25	16	3-1-0-0	2-1-0-0	1-0-0-0	2-0-0
2007-08	7	5-2-0-0	.714	25	22	7	5-2-0-0	.714	25	22	3-1-0-0	2-1-0-0	0-0-0-0	3-0-0
2008-09	7	2-2-0-3	.500	15	21	7	2-2-0-3	.500	15	21	1-1-0-2	1-1-0-0	0-0-0-0	1-3-0
2009-10	8	4-3-0-1	.563	24	22	8	4-3-0-1	.563	24	22	3-1-0-0	1-1-0-0	0-2-0-0	1-1-0
2010-11	6	4-2-0-0	.667	21	15	6	4-2-0-0	.667	21	15	3-1-0-0	1-1-0-0	0-0-0-0	1-0-0
2011-12	8	5-3-0-0	.625	21	18	8	5-3-0-0	.625	21	18	2-2-0-0	2-1-0-0	1-0-0-0	1-0-0
<b>TOTALS</b>	<b>290</b>	<b>145-111-29-5</b>	<b>.559</b>	<b>1093</b>	<b>989</b>	<b>279</b>	<b>137-110-27-5</b>	<b>.548</b>	<b>1028</b>	<b>955</b>	<b>77-43-13-3 (.625)</b>	<b>45-50-11-1 (.477)</b>	<b>18-20-4-0 (.476)</b>	<b>18-10-22 (.580)</b>

NHL OPPONENTS	GP	W	L	T	OTL	PCT.	GF	GA	HOME W-L-T	AWAY W-L-T	NEUT. W-L-T	OT W-L-T
Anaheim	3	2	0	1	0	.833	14	8	2-0-0	0-0-1	0-0-0	0-0-1
Boston	3	1	2	0	0	.333	9	14	0-0-0	0-0-0	1-2-0	0-0-0
Buffalo	4	3	1	0	0	.750	17	17	1-0-0	0-1-0	2-0-0	0-0-0
Calgary	57	25	26	5	1	.491	184	192	12-12-3	13-13-2	0-1-0	3-2-5
Chicago	17	11	6	0	0	.647	78	56	7-1-0	3-4-0	1-1-0	1-0-0
Colorado/Quebec	4	1	3	0	0	.250	10	15	1-1-0	0-2-0	0-0-0	0-0-0
Dallas/Minnesota	24	11	8	5	0	.563	98	87	6-4-2	4-3-2	1-1-1	0-0-4
Detroit	4	2	1	1	0	.625	13	10	0-0-0	1-0-1	1-1-0	0-0-0
Florida	5	4	0	0	1	.900	16	10	4-0-0-1	0-0-0	0-0-0	1-1-0
Los Angeles	5	3	2	0	0	.600	21	20	2-0-0	1-2-0	0-0-0	0-0-0
Minnesota	7	2	4	0	1	.357	19	23	0-3-0-1	2-1-0	0-0-0	0-1-0
Montreal	14	7	7	0	0	.500	65	60	2-4-0	4-3-0	1-0-0	0-1-0
New Jersey/Colorado	2	0	2	0	0	.000	2	8	0-0-0	0-1-0	0-1-0	0-0-0
New York Islanders	2	1	1	0	0	.500	4	5	1-0-0	0-0-0	0-1-0	0-0-0
NV Rangers	3	1	1	1	0	.500	14	14	1-0-1	0-0-0	0-1-0	0-0-1
Ottawa	9	5	3	1	0	.611	29	27	3-1-1	2-2-0	0-0-0	2-0-1
Philadelphia	1	0	1	0	0	.000	3	5	0-0-0	0-0-0	0-1-0	0-0-0
Phoenix/Winnipeg	23	12	9	2	0	.565	87	77	7-3-0	2-3-2	3-3-0	4-1-2
Pittsburgh	3	2	1	0	0	.667	14	13	1-0-0	0-0-0	1-1-0	0-0-0
San Jose	4	1	1	2	0	.500	14	13	0-0-2	0-1-0	1-0-0	0-0-2
St. Louis	13	7	3	3	0	.654	51	45	3-2-1	1-0-0	3-1-2	0-0-1
Tampa Bay Lightning	2	1	0	0	1	.750	8	6	1-0-0	0-0-0	0-1-0	0-1-0
Toronto	30	13	14	3	0	.483	102	107	8-8-1	4-6-1	1-0-1	1-2-3
Vancouver	39	21	14	3	1	.590	153	125	12-4-1	8-8-2	1-2-0	5-1-1
<b>TOTALS</b>	<b>279</b>	<b>137</b>	<b>110</b>	<b>27</b>	<b>5</b>	<b>.548</b>	<b>1028</b>	<b>955</b>	<b>77-43-13-3 (.625)</b>	<b>45-50-11-1 (.477)</b>	<b>18-20-4-0 (.476)</b>	<b>18-10-22 (.580)</b>

NON-NHL OPPONENTS	GP	W	L	T	PCT.	GF	GA	HOME W-L-T	AWAY W-L-T	NEUT. W-L-T	OT W-L-T
Canadian Olympic team	4	2	1	1	.625	20	14	2-0-1	0-0-0	0-1-0	0-0-1
Dusseldorf EG	1	1	0	0	1.000	2	0	0-0-0	1-0-0	0-0-0	0-0-0
EC Hedos	1	1	0	0	1.000	8	4	0-0-0	1-0-0	0-0-0	0-0-0
Las Vegas (IHL)	1	1	0	0	1.000	6	4	0-0-0	1-0-0	0-0-0	0-0-0
Moncton (AHL)	2	1	0	1	.750	13	8	0-0-0	1-0-1	0-0-0	0-0-0
Wichita (CHL)	2	2	0	0	1.000	16	4	0-0-0	1-0-0	1-0-0	0-0-0
<b>TOTALS</b>	<b>11</b>	<b>8</b>	<b>1</b>	<b>2</b>	<b>.818</b>	<b>65</b>	<b>34</b>	<b>2-0-1 (.833)</b>	<b>5-0-1 (.917)</b>	<b>1-1-0 (.500)</b>	<b>0-0-1 (.500)</b>

## EDMONTON OILERS NATIONAL HOCKEY LEAGUE "FIRSTS"

### FIRST GOAL:

- AWAY — Kevin Lowe, 1st pd. 9:49,  
Oct. 10/79 at Chicago  
HOME — Blair MacDonald, 1st pd. 12:06,  
Oct. 13/79 vs Detroit

### FIRST ASSISTS:

- AWAY — Brett Callighen & Wayne Gretzky,  
1st pd. 9:49, Oct. 10/79 at Chicago  
HOME — Brett Callighen & Wayne Gretzky,  
1st pd. 12:06, Oct. 13/79 vs Detroit

### FIRST GAME WINNING GOAL:

- HOME — Blair MacDonald, 2nd pd. 8:22,  
Oct. 19/79 vs Quebec  
AWAY — Wayne Gretzky, 2nd pd. 12:06,  
Nov. 13/79 at Washington

### FIRST MINOR PENALTY:

- AWAY — Wayne Gretzky, 1st pd. 5:19,  
slashing, Oct. 10/79 at Chicago  
HOME — Dave Hunter, 1st pd. 18:30,  
hooking, Oct. 13/79 vs Detroit

### FIRST MAJOR PENALTY:

- AWAY — Lee Fogolin, 3rd pd. 17:48,  
misconduct, Oct. 10/79 at Chicago;  
Kevin Lowe, fighting also at 17:48  
HOME — Brett Callighen, 2nd pd. 19:37,  
fighting, Oct. 13/79 vs Detroit

### FIRST TWO GOAL GAME:

- HOME — Blair MacDonald, Oct. 13/79  
vs Detroit  
AWAY — Blair MacDonald & Stan Weir,  
Nov. 18/79 at Buffalo

### FIRST THREE GOAL GAME:

- HOME — Blair MacDonald, Oct. 19/79  
vs Quebec  
AWAY — Blair MacDonald, Jan. 19/80  
at Pittsburgh

### FIRST POWERPLAY GOAL:

- AWAY — Kevin Lowe, 1st pd. 9:49,  
Oct. 10/79 at Chicago  
HOME — Blair MacDonald, 1st pd.12:06,  
Oct. 13/79 vs Detroit

### FIRST SHORTHANDED GOAL:

- AWAY — Doug Hicks, 3rd pd.14:35,  
Nov. 15/79 at Philadelphia  
HOME — Mark Messier, 2nd pd.15:58,  
Dec. 12/79 vs Atlanta

### FIRST SHUTOUT:

- AWAY — Andy Moog/Grant Fuhr, Jan. 8/85  
at Quebec  
HOME — Eddie Mio, Dec. 9/79 vs Hartford

### FIRST OILER TO SCORE 50 POINTS IN A SEASON:

Wayne Gretzky vs Colorado Rockies,  
Dec. 26/79 at Northlands Coliseum. Oilers 4  
Rockies 3, Gretzky scored goal at 13:37 of 1st pd.,  
assisted by Blair MacDonald and Brett Callighen  
(18-32-50)

### FIRST OILER TO SCORE 100 POINTS IN A SEASON:

Wayne Gretzky vs Boston Bruins, Feb. 24/80 at  
Northlands Coliseum, Boston 4 Oilers 2, assisted  
on a goal by Brett Callighen at 5:43 of the 2nd pd.  
(35-65-100)

### FIRST OILER TO SCORE 200 POINTS IN A SEASON:

Wayne Gretzky at Calgary Flames,  
Mar. 25/82, Edmonton 7 Calgary 2, assisted on a  
goal by Pat Hughes at 9:16 of 1st pd. (88-112-200)

## OPPONENT NATIONAL HOCKEY LEAGUE "FIRSTS" VS OILERS

### FIRST OPPONENT GOAL:

- AWAY — John Marks, 1st pd. 1:26, Oct. 10/79  
at Chicago  
HOME — Dan Labraaten, 2nd pd. 14:16,  
Oct. 13 vs Detroit

### FIRST OPPONENT ASSISTS:

- AWAY — Cliff Koroll & Stan Mikita, 1st pd.  
1:26, Oct. 10/79 at Chicago  
HOME — Perry Miller & Rogie Vachon,  
2nd pd. 14:16, Oct. 13/79 vs Detroit

### FIRST OPPONENT

### GAME WINNING GOAL:

- AWAY — John Marks, 1st pd. 18:59,  
Oct. 10/79 at Chicago  
HOME — Tom Rowe, 3rd pd. 13:31, Oct. 28/79  
vs Washington

### FIRST OPPONENT

### MINOR PENALTY:

- AWAY — Terry Ruskowski, 1st pd. 3:05,  
Oct. 10/79 at Chicago  
HOME — Jean Hamel, 1st pd. 4:02, hooking  
Oct. 13/79 vs Detroit





**FIRST OPPONENT****MAJOR PENALTY:**

- AWAY — Grant Mulvey, 3rd pd. 17:48, fighting, Oct. 10/79 at Chicago
- HOME — Mike Foligno, 1st pd. 19:37, fighting, Oct. 13/79 vs Detroit

**FIRST OPPONENT****TWO GOAL GAME:**

- AWAY — John Marks, Oct. 10/79 at Chicago
- HOME — Marc Tardif, Oct. 19/79 vs Quebec

**FIRST OPPONENT****THREE GOAL GAME:**

- AWAY — Mike Bossy, Mar. 4/80 at NY Islanders
- HOME — Ken Houston, Feb. 8/81 vs Calgary

## CURRENT NHL INDIVIDUAL RECORDS ESTABLISHED OR TIED BY EDMONTON OILERS

**REGULAR SEASON RECORDS (24)****MOST GOALS, ONE SEASON:**

92 — Wayne Gretzky, 1981-82

**MOST GOALS, ONE SEASON, BY A DEFENCEMAN:**

48 — Paul Coffey, 1985-86

**MOST ASSISTS, ONE SEASON:**

163 — Wayne Gretzky, 1985-86

**MOST POINTS, ONE SEASON:**

215 — Wayne Gretzky, 1985-86

**MOST GAMES SCORING THREE-OR-MORE GOALS, ONE SEASON:**

10 — Wayne Gretzky, 1981-82 and 1983-84

**HIGHEST ASSIST-PER-GAME AVERAGE, ONE SEASON (35 or more)**

2.04 — Wayne Gretzky, 1985-86

**HIGHEST POINTS PER-GAME AVERAGE, ONE SEASON (among players with 50 or more):**

2.77 — Wayne Gretzky, 1983-84

**MOST GOALS, ONE SEASON, INCLUDING PLAYOFFS:**

100 — Wayne Gretzky, 1983-84

**MOST ASSISTS, ONE SEASON, INCLUDING PLAYOFFS:**

174 — Wayne Gretzky, 1985-86

**MOST POINTS, ONE SEASON, INCLUDING PLAYOFFS:**

255 — Wayne Gretzky, 1984-85

**MOST GOALS ONE SEASON, BY A CENTRE:**

92 — Wayne Gretzky, 1981-82

**MOST ASSISTS ONE SEASON, BY A CENTRE:**

163 — Wayne Gretzky, 1985-86

**MOST POINTS ONE SEASON, BY A CENTRE:**

215 — Wayne Gretzky, 1985-86

**FASTEST TWO SHORTHANDED GOALS:**

12 Seconds — Esa Tikkanen, at Toronto, November 12/88, 1st period.  
Goals scored at 10:44 and 10:56.

**FIRST OPPONENT****POWERPLAY GOAL**

- AWAY — John Marks, 1st pd. 1:26, Oct. 10/79 at Chicago
- HOME — Lars Lindgren, 3rd pd. 3:17, Oct. 14/79 vs Vancouver

**FIRST OPPONENT****SHORTHANDED GOAL:**

- AWAY — Wayne Cashman, 3rd pd. 16:24, Nov. 8/79 at Boston
- HOME — Bob MacMillan, 3rd pd. 14:37, Feb. 8/80 vs Atlanta

**FIRST OPPONENT SHUTOUT:**

- AWAY — Al Smith, Nov. 17/79 vs Hartford
- HOME — Billy Smith, Mar. 12/81 vs NY Islanders

**MOST GOALS, MINIMUM 50 GAMES, FROM THE START OF THE SEASON:**

61 — Wayne Gretzky, 1981-82 and 1983-84

**LONGEST CONSECUTIVE POINT-SCORING STREAK:**

51 Games — Wayne Gretzky, 1983-84; October 5, 1983 through January 27, 1984

**LONGEST CONSECUTIVE POINT-SCORING STREAK FROM THE START OF A SEASON:**

51 Games — Wayne Gretzky, 1983-84; October 5, 1983 through January 27, 1984

**MOST ASSISTS, ONE GAME:**

7 — Wayne Gretzky, February 15, 1980 vs Washington; December 11, 1985 at Chicago; February 14, 1986 vs Quebec (Ties NHL record)

**MOST ASSISTS, ONE GAME, BY A DEFENCEMAN:**

6 — Paul Coffey, March 14, 1986 vs Detroit (Ties NHL record)

**MOST ASSISTS, ONE ROAD GAME:**

7 — Wayne Gretzky December 11, 1985 at Chicago (Ties NHL record)

**MOST ASSISTS, ONE GAME, BY A PLAYER IN HIS FIRST NHL SEASON:**

7 — Wayne Gretzky, February 15, 1980 vs Washington

**MOST POINTS, ONE GAME, BY A DEFENCEMAN:**

8 — Paul Coffey, March 14, 1986 vs Detroit; 2 goals, 6 assists (Ties NHL record)

**MOST GOALS, ONE PERIOD:**

4 — Wayne Gretzky, February 18, 1981, 3rd period vs St. Louis (Ties NHL record)

**MOST ASSISTS, ONE SEASON, BY A GOALTENDER:**

14 — Grant Fuhr, 1983-84

## STANLEY CUP PLAYOFF RECORDS (27)

### MOST CAREER PLAYOFF POINTS:

382 – Wayne Gretzky, 1979-80 through 1998-99

### MOST CAREER PLAYOFF GOALS:

122 – Wayne Gretzky, 1979-80 through 1998-99

### MOST CAREER PLAYOFF ASSISTS:

260 – Wayne Gretzky, 1979-80 through 1998-99

### MOST CAREER THREE-OR-MORE GOAL GAMES:

10 – Wayne Gretzky, 1979-80 through 1998-99

### MOST CAREER SHORTHANDED GOALS:

14 – Mark Messier, 1979-80 through 1997-98

### MOST POINTS, ONE PLAYOFF YEAR:

47 – Wayne Gretzky, 1984-85; 17 goals, 30 assists

### MOST GOALS, ONE PLAYOFF YEAR:

19 – Jari Kurri, 1984-85  
(Ties NHL record)

### MOST ASSISTS, ONE PLAYOFF YEAR:

31 – Wayne Gretzky, 1987-88

### MOST POINTS BY A DEFENCEMAN ONE PLAYOFF YEAR:

37 – Paul Coffey, 1984-85; 12 goals, 25 assists

### MOST GOALS BY A DEFENCEMAN, ONE PLAYOFF YEAR:

12 – Paul Coffey 1984-85

### MOST ASSISTS BY A DEFENCEMAN ONE PLAYOFF YEAR:

25 – Paul Coffey, 1984-85

### MOST SHORTHANDED GOALS, ONE PLAYOFF YEAR:

3 – Wayne Gretzky, 1982-83 (Ties NHL record)  
– Todd Marchant, 1996-97 (Ties NHL record)

### MOST THREE-OR-MORE GOAL GAMES ONE PLAYOFF YEAR:

4 – Jari Kurri, 1984-85

### MOST WINS BY A GOALTENDER ONE PLAYOFF YEAR:

16 – Grant Fuhr, 1987-88  
– Bill Ranford, 1989-90 (Ties NHL record)

### MOST POINTS, IN FINAL SERIES:

13 – Wayne Gretzky, 1987-88, scored 3 goals  
10 assists during 4 game Stanley Cup Final against Boston.

### MOST ASSISTS, IN FINAL SERIES:

10 – Wayne Gretzky, 1987-88, during 4 game Stanley Cup Final against Boston.

### MOST GOALS IN ONE SERIES OTHER THAN FINAL:

12 – Jari Kurri, 1984-85, during 6 game Conference Final against Chicago

### MOST ASSISTS IN ONE SERIES (OTHER THAN FINAL):

14 – Wayne Gretzky, 1984-85, during 6 game Conference Final against Chicago  
(Ties NHL record)

### MOST THREE-OR-MORE GOAL GAMES, ONE PLAYOFF SERIES:

3 – Jari Kurri, 1984-85, during 6 game Conference Final against Chicago.

### MOST POINTS, ONE GAME, BY A DEFENCEMAN:

6 – Paul Coffey, May 14, 1985 vs Chicago;  
1 goal, 5 assists

### MOST ASSISTS, ONE GAME:

6 – Wayne Gretzky, April 9, 1987 vs Los Angeles  
(Ties NHL record)

### MOST POWERPLAY GOALS, ONE GAME:

3 – Jari Kurri, April 9, 1987 vs Los Angeles  
(Ties NHL record)

### MOST SHORTHANDED GOALS, ONE GAME:

2 – Wayne Gretzky, April 6, 1983 vs Winnipeg  
(Ties NHL record)  
– Jari Kurri, April 24, 1983 vs Chicago  
(Ties NHL record)

### MOST POINTS, ONE PERIOD:

4 – Wayne Gretzky, April 12, 1987 at Los Angeles, 3rd period; 1 goal, 3 assists  
– Glenn Anderson, April 6, 1988 vs Winnipeg, 3rd period; 3 goals, 1 assist  
(Ties NHL record)

### MOST ASSISTS, ONE PERIOD:

3 – Wayne Gretzky, 5 times; April 8/81, April 24/83, April 25/85, April 9/87, April 12/87 (Tied NHL record)

### MOST SHORTHANDED GOALS, ONE PERIOD:

2 – Jari Kurri, April 24, 1983 vs Chicago, 3rd period (Ties NHL record)

### MOST PENALTY SHOTS FACED AND STOPPED, ONE PLAYOFF YEAR AND SERIES:

2 – Grant Fuhr, 1984-85, Stanley Cup Final against Philadelphia, May 28 and May 30, 1985

## ALL STAR GAME RECORDS (3)

### MOST GOALS, ONE GAME:

4 – Wayne Gretzky, 1983 at Uniondale

### MOST GOALS, ONE PERIOD:

4 – Wayne Gretzky, 3rd period, 1983 at Uniondale

### MOST POINTS, ONE PERIOD:

4 – Wayne Gretzky, 3rd period, 1983 at Uniondale, 4 goals, 0 assists



## NHL TEAM RECORDS HELD OR CO-HELD BY THE EDMONTON OILERS (REGULAR SEASON)

### MOST GAMES:

446 – 1983-84 (NHL record)

### HIGHEST GOALS PER-GAME AVERAGE, ONE SEASON:

5.58 – 1983-84, 446 goals in 80 games (NHL record)

### MOST SHORTHANDED GOALS, ONE SEASON:

36 – 1983-84 (NHL record)

### MOST SCORING POINTS, ONE SEASON:

1,182 – 1983-84 (NHL record)

### MOST 50-OR-MORE GOAL SCORERS, ONE SEASON:

3 – 1983-84, Wayne Gretzky 87;  
Glenn Anderson 54; Jari Kurri 52 (NHL record)

3 – 1985-86, Jari Kurri 68; Glenn Anderson 54;  
Wayne Gretzky 52 (NHL record)

### MOST 40-OR MORE GOAL SCORERS, ONE SEASON:

4 – 1982-83, Wayne Gretzky 71; Glenn Anderson, Mark Messier 48; Jari Kurri 45 (Ties NHL record)

– 1983-84, Wayne Gretzky 87;  
Glenn Anderson 54; Jari Kurri 52;  
Paul Coffey 40 (Ties NHL record)

– 1984-85, Wayne Gretzky 73;  
Jari Kurri 71; Mike Krushelnyski 43;  
Glenn Anderson 42 (Ties NHL record)

– 1985-86, Jari Kurri 68; Glenn Anderson 54;  
Wayne Gretzky 52; Paul Coffey 48 (Ties NHL record)

### MOST 100-OR-MORE POINT SCORERS, ONE SEASON:

4 – 1982-83, Wayne Gretzky 196;  
Mark Messier 106; Glenn Anderson,  
Jari Kurri 104 (Ties NHL record)

– 1983-84, Wayne Gretzky 205;  
Paul Coffey 126; Jari Kurri 113;  
Mark Messier 101 (Ties NHL record)

– 1985-86, Wayne Gretzky 215;  
Paul Coffey 138; Jari Kurri 131;  
Glenn Anderson 102 (Ties NHL record)

### MOST ASSISTS ONE SEASON:

737 – 1985-86 (NHL record)

### FASTEST TWO GOALS FROM THE START OF A GAME, ONE TEAM:

24 Seconds

– Oilers at Los Angeles, March 28/82.  
Scorers: Mark Messier, 0:14; Dave Lumley,  
0:24, Edmonton won 6-2 (NHL record)

### LONGEST UNDEFEATED STREAK FROM START OF SEASON:

15 Games

– October 11/84 through November 9/84  
(12 wins, 3 ties) (NHL record)

### MOST CONSECUTIVE OVERTIME GAMES:

7 – 2003-04; Oilers were 2-2-3 from  
Feb. 29-Mar. 12, 2004. (NHL Record)

### FEWEST SHUTOUTS ONE SEASON:

0 – 1980-81 (Ties NHL record)

– 1981-82 (Ties NHL record)

– 1986-87 (Ties NHL record)

### FEWEST SHOTS, ONE PERIOD:

0 – Edmonton at Minnesota, February 20/91,  
2nd period. (Ties NHL record)

### MOST POINTS, BOTH TEAMS, ONE GAME:

62 – Edmonton at Chicago, December 11, 1985.  
Edmonton won 12-9 and had 24 assists,  
Chicago 17. (NHL record)

### MOST GOALS, BOTH TEAMS, ONE PERIOD:

12 – Edmonton at Chicago, December 11, 1985.  
second period. Edmonton scored 6 goals and  
Chicago 6 in a 12-9 Oilers win  
(Ties NHL record)

### MOST POINTS, BOTH TEAMS, ONE PERIOD:

35 – Edmonton at Chicago, December 11, 1985.  
second period. Edmonton scored 18  
points (6 goals, 12 assists) and Chicago  
scored 17 points (6 goals, 11 assists) in  
a 12-9 Oilers win. (NHL record)

### MOST PENALTIES, BOTH TEAMS, ONE GAME:

85 Penalties

– Edmonton at Los Angeles, February 28/90.  
Edmonton received 26 minors, 7 majors,  
6 misconducts, 4 game misconducts, 1 match  
penalty for 44 penalties. Los Angeles received  
26 minors, 9 majors, 3 misconducts and  
3 game misconducts for 41 penalties.  
(NHL record)

### MOST PENALTIES, ONE TEAM, ONE GAME:

44 Penalties

– Edmonton at Los Angeles, February 28/90.  
Edmonton received 26 minors, 7 majors,  
6 misconducts, 4 game misconducts and  
1 match penalty.

## EDMONTON OILERS REGULAR SEASON RECORDS INDIVIDUAL RECORDS

### GAMES

#### MOST GAMES:

1037 – Kevin Lowe, 1979-80 through 1991-92 &  
1996-97 through 1997-98

#### MOST GAMES, INCLUDING PLAYOFFS:

1209 – Kevin Lowe, 1979-80 through 1991-92, &  
1996-97 through 1997-98, 1037 regular  
season games, 172 playoff games

#### MOST CONSECUTIVE GAMES:

518 – Craig MacTavish, October 12/86 through  
January 2/93

#### MOST GAMES APPEARED IN BY A GOALTENDER, CAREER

423 – Grant Fuhr, 1981-82 through 1990-91

#### MOST CONSECUTIVE COMPLETE GAMES BY A GOALTENDER:

28 – Dwayne Roloson, February 8, 2009 through  
April 7, 2009

## GOALS

### MOST GOALS:

583 – Wayne Gretzky, in 9 seasons, 696 games

### MOST GOALS, INCLUDING PLAYOFFS:

664 – Wayne Gretzky, 583 regular season goals, 81 playoff goals

### MOST GAMES SCORING

#### THREE-OR-MORE GOALS

43 – Wayne Gretzky, in 9 seasons 30 three goal games, 9 four goal games, 4 five goal games (NHL record)

### MOST GOALS, ONE SEASON:

92 – Wayne Gretzky, 1981-82 (NHL record)

### MOST GAMES SCORING AT LEAST THREE GOALS, ONE SEASON:

10 – Wayne Gretzky, 1981-82 (NHL record)

10 – Wayne Gretzky, 1983-84 (Ties NHL record)

### HIGHEST GOALS PER-GAME AVERAGE (20 OR MORE GOALS), ONE SEASON:

1.15 – Wayne Gretzky, 1981-82, 92 goals in 80 games

### MOST GOALS, ONE SEASON, INCLUDING PLAYOFFS:

100 – Wayne Gretzky, 1983-84, 87 goals in 74 regular season games, 13 goals in 19 playoff games (NHL record)

### MOST GOALS, ONE SEASON, DEFENCEMAN:

48 – Paul Coffey, 1985-86 (NHL record)

### MOST GOALS, ONE SEASON, CENTRE:

92 – Wayne Gretzky, 1981-82 (NHL record)

### MOST GOALS, ONE SEASON, RIGHT WING:

71 – Jari Kurri, 1984-85

### MOST GOALS, ONE SEASON, LEFT WING:

50 – Mark Messier, 1981-82

### MOST GOALS, ONE SEASON, ROOKIE:

33 – Jason Arnott, 1993-94

### MOST GOALS, ONE SEASON, ROOKIE DEFENCEMAN:

13 – Tom Gilbert, 2007-08

### MOST GOALS, ONE GAME:

Edmonton: 5

– Wayne Gretzky, vs St. Louis,

February 18/81, Edmonton won 9-2

– Wayne Gretzky, vs Philadelphia,

December 30/81, Edmonton won 7-5

– Jari Kurri, vs New Jersey

November 19/83, Edmonton won 13-4

– Pat Hughes, vs Calgary, February 3/84, Edmonton won 10-5

– Wayne Gretzky, at St. Louis,

December 15/84, Edmonton won 8-2

– Wayne Gretzky, vs Minnesota,

December 6/87, Edmonton won 10-4

Opposition: 4

– Has occurred 11 times in Oilers history.

The most recent: Markus Naslund,

vs Vancouver, December 14, 2002.

Vancouver won 6-3.

### MOST GOALS, ONE GAME, BY A DEFENCEMAN:

Edmonton: 4

– Paul Coffey, at Calgary, December 26/84, Edmonton won 6-5

Opposition: 3

– Paul Reinhart, at Calgary,

November 24/86, Calgary won 6-5

– Kevin Hatcher, vs Dallas,

January 24/96, Dallas won 5-3

### MOST GOALS, ONE ROAD GAME:

Edmonton: 5

– Wayne Gretzky, at St. Louis,

December 15/84, Edmonton won 8-2

Opposition: 4

– Markus Naslund, vs Vancouver,

December 14, 2002.

Vancouver won 6-3.

### MOST GOALS, ONE PERIOD:

Edmonton: 4

– Wayne Gretzky vs St. Louis,

February 18/81, 3rd period

Edmonton won 9-2 (Ties NHL record)

Opposition: 3

– Miroslav Frycer in Toronto January 8/86,

3rd period, Toronto won 11-9

– Paul Reinhart at Calgary November 24/86,

1st period, Calgary won 6-5

## ASSISTS

### MOST ASSISTS:

1086 – Wayne Gretzky, in 9 seasons, 696 games

### MOST ASSISTS, INCLUDING PLAYOFFS:

1257 – Wayne Gretzky, 1086 regular season

assists, 171 playoff assists

### MOST ASSISTS, ONE SEASON:

163 – Wayne Gretzky, 1985-86 (NHL record)

### HIGHEST ASSISTS-PER-GAME AVERAGE (35 OR MORE ASSISTS), ONE SEASON:

2.04 – Wayne Gretzky, 1985-86, 163 assists in 80 games (NHL record)

### MOST ASSISTS ONE SEASON, INCLUDING PLAYOFFS:

174 – Wayne Gretzky, 1985-86, 163 assists in 80

regular season games, 11 assists in 10

playoff games (NHL record)

### MOST ASSISTS, ONE SEASON, DEFENCEMAN:

90 – Paul Coffey, 1985-86

### MOST ASSISTS, ONE SEASON, CENTRE:

163 – Wayne Gretzky, 1985-86 (NHL record)

### MOST ASSISTS, ONE SEASON, RIGHT WING:

67 – Glenn Anderson, 1981-82

### MOST ASSISTS, ONE SEASON, LEFT WING:

64 – Mark Messier, 1983-84

### MOST ASSISTS, ONE SEASON, ROOKIE:

43 – Jari Kurri, 1980-81

### MOST ASSISTS, ONE SEASON, ROOKIE DEFENCEMAN:

23 – Paul Coffey, 1980-81



**MOST ASSISTS, ONE SEASON, GOALTENDER:**

14 – Grant Fuhr, 1983-84 (NHL record)

**MOST ASSISTS, ONE GAME:**

Edmonton: 7

- Wayne Gretzky, vs Washington, February 15/80, Edmonton won 8-2 (Ties NHL record)
- Wayne Gretzky, at Chicago December 11/85, Edmonton won 12-9 (Ties NHL record)
- Wayne Gretzky, vs Quebec, February 14/86, Edmonton won 8-2 (Ties NHL record)

Opposition: 6

- Gary Suter, at Calgary, April 4/86, Calgary won 9-3

**MOST ASSISTS, ONE ROAD GAME:**

Edmonton: 7

- Wayne Gretzky at Chicago December 11/85, Edmonton won 12-9 (Ties NHL record)

Opposition: 5

- Mario Lemieux, vs Pittsburgh, January 21/89 Pittsburgh won 7-4

**MOST ASSISTS, ONE GAME, BY A DEFENCEMAN:**

Edmonton: 6

- Paul Coffey, vs Detroit, March 14/86 Edmonton won 12-3

Opposition: 6

- Gary Suter, at Calgary, April 4/86, Calgary won 9-3

**MOST ASSISTS, ONE PERIOD:**

Edmonton: 4

- Wayne Gretzky, vs Montreal February 4/83, 1st period, Edmonton won 7-3
- Jari Kurri, at Winnipeg, October 7/83 2nd period, Edmonton won 8-6
- Mark Messier, vs Minnesota, January 4/84, 2nd period Edmonton won 12-8
- Wayne Gretzky, vs Los Angeles, October 26/84, 2nd period, Edmonton won 8-2
- Wayne Gretzky, vs Quebec, October 15/86, 3rd period Edmonton won 5-2
- Wayne Gretzky, vs Toronto, February 18/87, 2nd period, Edmonton won 9-2
- Wayne Gretzky, at St. Louis, November 14/87, 3rd period Edmonton won 6-5 (OT)
- Wayne Gretzky, vs Philadelphia, March 4/88, 1st period, Edmonton won 7-4
- Wayne Gretzky, at Winnipeg, March 7/88, 2nd period, Edmonton won 6-0
- Shawn Horcoff, vs Detroit, November 17/05, 3rd period, Edmonton won 6-5 OT

Opposition: 4

- Gary Suter, at Calgary, April 4/86 Calgary won 9-3

**POINTS****MOST POINTS:**

1,669 – Wayne Gretzky, in 9 seasons, 696 games (583 goals, 1086 assists)

**MOST POINTS, INCLUDING PLAYOFFS:**

1,921 – Wayne Gretzky, 1, 669 regular season, 252 playoff points

**MOST POINTS, ONE SEASON:**

215 – Wayne Gretzky, 1985-86, (52 goals, 163 assists) (NHL record)

**HIGHEST POINTS-PER-GAME AVERAGE (50 OR MORE POINTS), ONE SEASON:**

2.69 – Wayne Gretzky, 1985-86, 215 points in 80 games

**MOST POINTS, ONE SEASON, INCLUDING PLAYOFFS:**

255 – Wayne Gretzky, 1984-85, 208 regular season (73 goals, 135 assists), 47 playoff points (17 goals, 30 assists) (NHL record)

**MOST POINTS, ONE SEASON, DEFENCEMAN:**

138 – Paul Coffey, 1985-86

**MOST POINTS, ONE SEASON, CENTRE:**

215 – Wayne Gretzky, 1985-86 (NHL record)

**MOST POINTS ONE SEASON, RIGHT WING:**

135 – Jari Kurri, 1984-85

**MOST POINTS, ONE SEASON, LEFT WING:**

106 – Mark Messier, 1982-83

**MOST POINTS, ONE SEASON, ROOKIE:**

75 – Jari Kurri, 1980-81

**MOST POINTS, ONE SEASON, ROOKIE DEFENCEMAN:**

33 – Tom Gilbert, 2007-08 (13 Goals, 20 Assists)

**MOST POINTS, ONE GAME:**

Edmonton: 8

- Wayne Gretzky, vs New Jersey, November 19/83, 3 goals, 5 assists, Edmonton won 13-4
- Wayne Gretzky, vs Minnesota, January 4/84, 4 goals, 4 assists, Edmonton won 12-8
- Paul Coffey, vs Detroit, March 14/86, 2 goals, 6 assists, Edmonton won 12-3
- Sam Gagner, vs Chicago, February 2/12, 4 goals, 4 assists, Edmonton won 8-4

Opposition: 7

- Mario Lemieux, vs Pittsburgh January 21/89, 2 goals, 5 assists, Pittsburgh won 7-4
- Sergei Makarov, at Calgary, February 25/90, 2 goals, 5 assists, Calgary won 10-4

**MOST POINTS, ONE ROAD GAME:**

Edmonton: 7

- Wayne Gretzky at Winnipeg, November 6/83, 4 goals, 3 assists, Edmonton won 8-5
  - Wayne Gretzky at Chicago, December 11/85, 0 goals, 7 assists, Edmonton won 12-9
- Opposition: 7
- Mario Lemieux, vs Pittsburgh, January 21/89, 2 goals, 5 assists, Pittsburgh won 7-4

**MOST POINTS, ONE GAME BY A DEFENCEMAN:**

- Edmonton: 8  
 – Paul Coffey, vs Detroit, March 14/86,  
 2 goals, 6 assists, Edmonton won 12-3  
 Opposition: 6  
 – Gary Suter, at Calgary, April 4/86,  
 0 goals, 6 assists, Calgary won 9-3

**MOST POINTS, ONE PERIOD:**

- Edmonton: 5  
 – Jari Kurri, vs Los Angeles,  
 October 26/84, 2nd period,  
 2 goals, 3 assists, Edmonton won 8-2  
 Opposition: 4  
 – Peter Stastny, at Quebec, December 2/81,  
 2nd period, 2 goals, 2 assists,  
 Quebec won 9-8  
 – Phil Housley, at Buffalo, October 17/82,  
 1st period, 1 goal, 3 assists, Buffalo won 6-4  
 – Sergei Makarov, at Calgary, February 25/90,  
 3rd period, 1 goal, 3 assists, Calgary won  
 10-4

**PENALTIES****MOST PENALTIES, ONE GAME:**

- Edmonton: 7  
 – Lee Fogolin, at Detroit, March 22/81  
 3 minors, 1 major, 1 10-minute  
 misconduct, 1 game misconduct,  
 1 gross misconduct  
 Opposition: 9  
 – Russ Anderson, at Pittsburgh, January 19/80,  
 3 minors, 3 majors, 3 game misconducts  
 (Ties NHL record)

**MOST PENALTIES, ONE PERIOD:**

- Edmonton: 7  
 – Lee Fogolin, at Detroit, March 22/81  
 3rd period, 3 minors, 1 major,  
 1 10-minute misconduct, 1 game  
 misconduct, 1 gross misconduct  
 – Dave Semenko, at Calgary,  
 November 15/84, 3rd period, 3 minors,  
 2 majors, 1 match, 1 game misconduct  
 Opposition: 8  
 – Russ Anderson, at Pittsburgh,  
 January 19/80, 2nd period, 3 minors,  
 2 majors, 3 game misconducts

**PENALTY MINUTES****MOST PENALTY MINUTES:**

1747 – Kelly Buchberger, in 795 games,  
 1987-88 through 1998-99

**MOST PENALTY MINUTES INCLUDING PLAYOFFS:**

1863 – Kelly Buchberger, 1747 regular season  
 & 116 playoff penalty minutes

**MOST PENALTY MINUTES, ONE SEASON:**

286 – Steve Smith, 1987-88

**MOST PENALTY MINUTES, ONE SEASON****DEFENCEMAN:**

286 – Steve Smith, 1987-88

**MOST PENALTY MINUTES, ONE SEASON, CENTRE:**

281 – Kevin McClelland, 1987-88

**MOST PENALTY MINUTES, ONE SEASON,****RIGHT WING:**

265 – Marty McSorley, 1985-86

**MOST PENALTY MINUTES, ONE SEASON, LEFT WING:**

234 – Kelly Buchberger, 1988-89

**MOST PENALTY MINUTES, ONE SEASON****GOALTENDER:**

18 – Bill Ranford, 1989-90

**MOST PENALTY MINUTES, ONE SEASON, ROOKIE:**

234 – Kelly Buchberger, 1988-89

**MOST PENALTY MINUTES, ONE GAME:**

- Edmonton: 42  
 – Dave Semenko, vs Vancouver,  
 March 13/82, 1 minor, 2 majors, 1 match  
 penalty, 210 minute misconducts  
 Opposition: 51  
 – Russ Anderson, at Pittsburgh,  
 January 19/80, 3 minors, 3 majors,  
 3 game misconducts

**MOST PENALTY MINUTES, ONE PERIOD:**

- Edmonton: 41  
 – Lee Fogolin, at Detroit, March 28/81,  
 3rd period, 3 minors, 1 major,  
 1 10-minute misconduct, 1 game  
 misconduct, 1 gross misconduct  
 Opposition: 46  
 – Russ Anderson, at Pittsburgh  
 January 19/80, 2nd period, 3 minors,  
 3 majors, 3 game misconducts

**MULTIPLE GOAL AND POINT SEASONS****MOST 20-OR-MORE GOAL SEASONS:**

10 – Jari Kurri, 1980-81 through 1989-90

**MOST CONSECUTIVE 20-OR-MORE GOAL SEASONS:**

10 – Jari Kurri, 1980-81 through 1989-90

**MOST 30-OR-MORE GOAL SEASONS:**

10 – Jari Kurri, 1980-81 through 1989-90

**MOST CONSECUTIVE 30-OR-MORE GOAL SEASONS:**

10 – Jari Kurri, 1980-81 through 1989-90

**MOST 40-OR-MORE GOAL SEASONS:**

9 – Wayne Gretzky, 1979-80 through 1987-88

**MOST CONSECUTIVE 40-OR-MORE GOAL SEASONS:**

9 – Wayne Gretzky, 1979-80 through 1987-88  
 (Ties NHL Record)

**MOST 50-OR-MORE GOAL SEASONS:**

8 – Wayne Gretzky, 1979-80 through 1986-87

**MOST CONSECUTIVE 50-OR-MORE GOAL SEASONS:**

8 – Wayne Gretzky, 1979-80 through 1986-87

**MOST 100-OR-MORE POINT SEASONS:**

9 – Wayne Gretzky, 1979-80 through 1987-88  
 (NHL Record)

**MOST CONSECUTIVE 100-OR-MORE POINT****SEASONS:**

9 – Wayne Gretzky, 1979-80 through 1987-88  
 (NHL Record)



## SHUTOUTS POWERPLAY AND SHORTHANDED GOALS, SHOTS ON GOALS

### MOST SHUTOUTS BY A GOALTENDER, CAREER:

23 – Tommy Salo in 334 games over six seasons, 1998-99 through 2003-04

### MOST SHUTOUTS, ONE SEASON, GOALTENDER:

8 – Curtis Joseph, 1997-98  
8 – Tommy Salo, 2000-01

### MOST POWERPLAY GOALS, ONE SEASON:

20 – Wayne Gretzky, 1983-84  
20 – Ryan Smyth, 1996-97

### MOST POWERPLAY GOALS, ONE GAME

Edmonton 3:  
– Glenn Anderson, vs Chicago, March 20, 1985, Edmonton won 6-4.  
– Glenn Anderson, vs Toronto, November 19, 1988, Edmonton won 9-1.

### MOST SHORTHANDED GOALS, ONE SEASON:

12 – Wayne Gretzky, 1983-84

### MOST SHORTHANDED GOALS, ONE GAME:

Edmonton: 2  
– Accomplished 13 times in Oilers history. Most recent by Ethan Moreau, Edmonton at Philadelphia, December 8, 2005. Edmonton won 3-2.

#### Opposition: 2

– Darryl Sutter, Chicago. Edmonton at Chicago, October 18, 1981. Chicago won 7-5.  
– Dave Christian, Washington. Edmonton at Washington, November 12, 1985. Washington won 5-2.  
– Russ Courtnall, Vancouver. Edmonton at Vancouver, April 22, 1995. Vancouver won 6-1.

### MOST SHORTHANDED GOALS, ONE PERIOD:

Edmonton: 2  
– Wayne Gretzky, Edmonton at Calgary, March 25, 1982, 2nd period. Edmonton won 7-2.  
– Pat Hughes, Edmonton at St. Louis, January 11, 1983, 2nd period. Edmonton won 7-5.  
– Paul Coffey, Edmonton vs Quebec, February 14, 1986, 3rd period. Edmonton won 8-2.  
– Mark Messier, Edmonton at Detroit, March 25, 1986, 2nd period. Edmonton won 7-2.  
– Esa Tikkanen, Edmonton at Toronto, November 12, 1988, 1st period. Edmonton won 6-2.

#### Opposition: 2

– Dave Christian, Washington. Edmonton at Washington, November 12, 1985, 3rd period. Washington won 5-2.

### MOST SHOTS ON GOAL, ONE SEASON:

369 – Wayne Gretzky, 1981-82

## SHOOTOUTS

### MOST SHOOTOUTS, CAREER

55 – Ales Hemsky  
46 – Sam Gagner  
30 – Shawn Horcoff  
21 – Jordan Eberle  
18 – Robert Nilsson  
17 – Ryan Smyth  
14 – Fernando Pisani

### MOST GOALS, CAREER

19 – Ales Hemsky  
14 – Sam Gagner  
10 – Shawn Horcoff  
7 – Jordan Eberle  
7 – Robert Nilsson  
6 – Fernando Pisani  
5 – Patrick O'Sullivan  
5 – Ryan Smyth

### MOST DECIDING GOALS, CAREER

8 – Ales Hemsky  
6 – Shawn Horcoff  
6 – Sam Gagner  
4 – Fernando Pisani

### HIGHEST SCORING PERCENTAGE, CAREER

.600 – Ryan Potulny (3/5)  
.500 – Shawn Horcoff (10/20)  
.429 – Fernando Pisani (6/14)  
.400 – Linus Omark (2/5)  
.400 – Michael Peca (2/5)

### MOST SHOOTOUTS, ONE SEASON

17 – Sam Gagner, 2007-08 (5-17)  
16 – Ales Hemsky, 2007-08 (6-16)  
14 – Ales Hemsky, 2005-06 (5-14)  
13 – Ryan Smyth, 2005-06 (4-13)  
12 – Jordan Eberle, 2011-12 (3-12)  
11 – Patrick O'Sullivan, 2009-10 (4-11)  
9 – Sam Gagner, 2011-12 (6-9)

### MOST GOALS, ONE SEASON

6 – Sam Gagner, 2011-12 (6-9)  
6 – Ales Hemsky, 2007-08 (6-16)  
5 – Ales Hemsky, 2005-06 (5-14)  
5 – Sam Gagner, 2007-08 (5-17)  
5 – Shawn Horcoff, 2007-08 (5-17)  
4 – Ryan Smyth, 2005-06 (4-13)  
4 – Robert Nilsson, 2007-08 (4-7)  
4 – Shawn Horcoff, 2009-10 (4-7)  
4 – Patrick O'Sullivan, 2009-10 (4-11)  
4 – Jordan Eberle, 2010-11 (4-9)

### MOST DECIDING GOALS, ONE SEASON

4 – Sam Gagner, 2007-08  
4 – Ales Hemsky, 2007-08  
3 – Shawn Horcoff, 2009-10  
3 – Shawn Horcoff, 2007-08

### HIGHEST SCORING PERCENTAGE, ONE SEASON (Minimum 3 Attempts)

.714 – Shawn Horcoff, 2007-08 (5-7)  
.667 – Sam Gagner, 2011-12 (6-9)  
.667 – Sergei Samsonov, 2005-06 (2-3)

.667 – Fernando Pisani, 2007-08 (2-3)

.600 – Gilbert Brule, 2009-10 (3-5)

.600 – Ryan Potulny, 2009-10 (3-5)

## GOALTENDERS

### MOST SHOOTOUTS, CAREER

- 26 – Dwayne Roloson
- 16 – Devan Dubnyk
- 13 – Nikolai Khabibulin
- 11 – Mathieu Garon
- 8 – Jeff Deslauriers
- 7 – Mike Morrison
- 5 – Jussi Markkanen
- 1 – Ty Conklin

### MOST WINS, CAREER

- 13 – Dwayne Roloson
- 11 – Mathieu Garon
- 7 – Devan Dubnyk
- 5 – Jeff Deslauriers
- 5 – Mike Morrison
- 3 – Nikolai Khabibulin
- 1 – Jussi Markkanen
- 1 – Martin Gerber

### MOST LOSSES, CAREER

- 13 – Dwayne Roloson
- 10 – Nikolai Khabibulin
- 9 – Devan Dubnyk
- 4 – Jussi Markkanen
- 3 – Jeff Deslauriers
- 2 – Mike Morrison
- 1 – Ty Conklin
- 0 – Mathieu Garon

### HIGHEST WINNING PERCENTAGE, CAREER

- 1.000 – Mathieu Garon (11-0)
- .714 – Mike Morrison (5-2)
- .625 – Jeff Deslauriers (5-3)
- .500 – Dwayne Roloson (13-13)
- .438 – Devan Dubnyk (7-9)

### MOST SHOOTOUT ATTEMPTS FACED, CAREER

- 94 – Dwayne Roloson
- 57 – Devan Dubnyk
- 50 – Nikolai Khabibulin
- 40 – Jeff Deslauriers
- 35 – Mathieu Garon
- 24 – Mike Morrison
- 19 – Jussi Markkanen
- 4 – Martin Gerber
- 2 – Ty Conklin

### MOST SAVES, CAREER

- 66 – Dwayne Roloson
- 37 – Devan Dubnyk
- 32 – Mathieu Garon
- 30 – Nikolai Khabibulin
- 29 – Jeff Deslauriers
- 18 – Mike Morrison
- 9 – Jussi Markkanen

### MOST SHOOTOUT GOALS ALLOWED, CAREER

- 28 – Dwayne Roloson
- 20 – Devan Dubnyk
- 20 – Nikolai Khabibulin
- 11 – Jeff Deslauriers
- 10 – Jussi Markkanen
- 6 – Mike Morrison
- 3 – Mathieu Garon
- 2 – Ty Conklin
- 1 – Martin Gerber

### HIGHEST SAVE PERCENTAGE, CAREER

- .914 – Mathieu Garon
- .750 – Mike Morrison
- .725 – Jeff Deslauriers
- .702 – Dwayne Roloson
- .649 – Devan Dubnyk
- .600 – Nikolai Khabibulin
- .474 – Jussi Markkanen

### MOST SHOOTOUTS, ONE SEASON

- 10 – Mathieu Garon, 2007-08
- 9 – Dwayne Roloson, 2007-08
- 8 – Dwayne Roloson, 2008-09
- 7 – Mike Morrison, 2005-06
- 7 – Jeff Deslauriers, 2009-10
- 7 – Devan Dubnyk, 2011-12

### MOST WINS, ONE SEASON

- 10 – Mathieu Garon, 2007-08
- 5 – Mike Morrison, 2005-06
- 5 – Dwayne Roloson, 2007-08
- 5 – Devan Dubnyk, 2011-12
- 4 – Dwayne Roloson, 2008-09
- 4 – Jeff Deslauriers, 2009-10

### MOST LOSSES, ONE SEASON

- 6 – Devan Dubnyk, 2010-11
- 5 – Nikolai Khabibulin, 2011-12
- 4 – Dwayne Roloson, 2007-08
- 4 – Dwayne Roloson, 2008-09
- 3 – Jussi Markkanen, 2005-06
- 3 – Jeff Deslauriers, 2009-10
- 3 – Nikolai Khabibulin, 2010-11

### HIGHEST WINNING PERCENTAGE, ONE SEASON

- 1.000 – Mathieu Garon, 2007-08 (10-0)
- 1.000 – Jeff Deslauriers, 2008-09 (1-0)
- 1.000 – Mathieu Garon, 2008-09 (1-0)
- 1.000 – Martin Gerber, 2010-11 (1-0)
- .714 – Devan Dubnyk, 2011-12 (5-2)
- .714 – Mike Morrison, 2005-06 (5-2)
- .667 – Devan Dubnyk, 2009-10 (2-1)

### MOST SHOOTOUT ATTEMPTS FACED, ONE SEASON

- 37 – Dwayne Roloson, 2007-08
- 37 – Jeff Deslauriers, 2009-10
- 32 – Mathieu Garon, 2007-08
- 27 – Devan Dubnyk, 2011-12
- 24 – Mike Morrison, 2005-06
- 24 – Dwayne Roloson, 2008-09
- 21 – Dwayne Roloson, 2006-07





**MOST SAVES, ONE SEASON**

- 30 – Mathieu Garon, 2007-08
- 27 – Dwayne Roloson, 2007-08
- 26 – Jeff Deslauriers, 2009-10
- 20 – Devan Dubnyk, 2011-12
- 19 – Dwayne Roloson, 2008-09
- 18 – Mike Morrison, 2005-06

**MOST SHOOTOUT GOALS ALLOWED, ONE SEASON**

- 11 – Jeff Deslauriers, 2009-10
- 12 – Nikolai Khabibulin, 2011-12
- 11 – Jeff Deslauriers, 2009-10
- 10 – Dwayne Roloson, 2007-08
- 10 – Devan Dubnyk, 2010-11
- 8 – Jussi Markkanen, 2005-06
- 7 – Devan Dubnyk, 2011-12

**HIGHEST SAVE PERCENTAGE, ONE SEASON**

- 1.000 – Jeff Deslauriers, 2008-09 (3-3)
- .938 – Mathieu Garon, 2007-08 (30-32)
- .750 – Mike Morrison, 2005-06 (18-24)
- .741 – Devan Dubnyk, 2011-12 (20-27)
- .730 – Dwayne Roloson, 2007-08 (27-37)
- .727 – Jeff Deslauriers, 2009-10 (8-11)

**REAL TIME SCORING STATISTICS****HIGHEST TIME-ON ICE AVERAGE, ONE SEASON:**

- 27:59 – Chris Pronger, 2005-06

**HIGHEST TIME-ON ICE AVERAGE, FORWARD ONE SEASON:**

- 22:08 – Doug Weight, 2000-01

**MOST HITS, ONE SEASON:**

- 260 – Jason Smith, 1999-00

**MOST BLOCKED SHOTS, ONE SEASON:**

- 228 – Jason Smith, 2006-07

**MOST TAKEAWAYS, ONE SEASON:**

- 83 – Todd Marchant, 2001-02

**MOST GIVEAWAYS, ONE SEASON:**

- 128 – Janne Niinimaa, 1998-99

**HIGHEST FACE-OFF WINNING PERCENTAGE, ONE SEASON:**

- 58.01 – Todd Marchant, 2002-03  
(Won 775 of 1336 face-offs.)

**MOST FACE-OFFS, ONE SEASON:**

- 1756 – Shawn Horcoff, 2008-09
- 1593 – Todd Marchant, 1999-00

**MOST FACE-OFFS WON, ONE SEASON:**

- 947 – Shawn Horcoff, 2008-09
- 843 – Todd Marchant, 1999-00

**MOST TIME-ON ICE, ONE GAME:**

- 33:52 – Eric Brewer, February 8, 2002  
at Dallas. Edmonton tied 1-1 OT.

**MOST TIME-ON ICE, ONE GAME****(NO OVERTIME):**

- 33:47 – Janne Niinimaa, April 7, 2001  
at Vancouver. Edmonton won 4-2.

**MOST HITS ONE GAME:**

- 10 – Ethan Moreau, January 24, 2001  
at San Jose. Edmonton lost 6-1.

**MOST BLOCKED SHOTS, ONE GAME:**

- 11 – Jason Smith, November 28, 2006 vs  
Anaheim. Edmonton lost 3-2 OT.
- 10 – Jason Smith, March 28, 2001  
vs Colorado. Edmonton won 4-1.

**MOST TAKEAWAYS, ONE GAME:**

- 7 – Shawn Horcoff, November 7, 2006 at  
Montreal. Edmonton lost 3-2 SO.
- 6 – Todd Marchant, December 27, 2000  
at Colorado. Edmonton lost 3-2.
- 6 – Todd Marchant, January 5, 2002  
vs Vancouver. Edmonton lost 4-3.

**MOST GIVEAWAYS, ONE GAME:**

- 8 – Dean McAmmond, March 3, 1999 at Buffalo.  
Edmonton won 5-3.

**HIGHEST FACE-OFF WINNING PERCENTAGE, ONE GAME:**

- 95.45 – Jarret Stoll, February 4, 2006  
vs Vancouver. Edmonton won 3-1.  
(Won 21 of 22 face-offs.)
- 93.75 – Michael Peca, November 21, 2005  
vs San Jose. Edmonton won 2-1 SO.  
(Won 15 of 16 face-offs.)
- 92.31 – Jarret Stoll, January 13, 2008 vs  
Calgary. Edmonton won 2-1.  
(Won 12 of 13 face-offs.)

**MOST FACE-OFFS, ONE GAME:**

- 36 – Mike Comrie, November 9, 2002  
at New Jersey. Edmonton won 6-3.
- 35 – Todd Marchant, December 3, 2000  
vs San Jose. Edmonton tied San Jose  
3-3 OT.
- 35 – Rem Murray, January 30, 2001  
vs Chicago. Edmonton won 3-2.
- 35 – Todd Marchant, January 6, 2003  
at San Jose. Edmonton tied San Jose  
5-5 OT.

**MOST FACE-OFFS WON, ONE GAME:**

- 24 – Doug Weight, March 28, 1999  
vs San Jose. Edmonton won 5-2.

**STREAKS****LONGEST UNDEFEATED STREAK BY A GOALTENDER:**

- 23 games  
– Grant Fuhr, October 21/81 through  
January 13/82, 15 wins, 8 ties

**LONGEST CONSECUTIVE GOAL-SCORING STREAK:**

- 12 games  
– Dave Lumley, November 21/81 through  
December 16/81, 15 goals

**LONGEST CONSECUTIVE ASSIST-SCORING STREAK:**

- 17 games  
– Wayne Gretzky, November 26/83 through  
January 4/84, 38 assists during streak  
(NHL record)
- Paul Coffey, November 27/85 through  
January 2/86, 27 assists during streak  
(Ties NHL record)

**LONGEST CONSECUTIVE POINT-SCORING STREAK:**

51 games

– Wayne Gretzky, October 5/83 through January 27/84, 61 goals, 92 assists, 153 points during streak (NHL record)

**LONGEST SHUTOUT SEQUENCE BY A GOALTENDER:**

192 Minutes, 53 Seconds

– Tommy Salo shutout Minnesota for final 29:58 on Mar. 2/01, shutout Toronto for 60:00 on Mar. 7/01, Buffalo for 60:00 on Mar. 9/01 and Carolina for initial 42:55 on Mar. 11/01.

**FASTEST GOALS****FASTEST OPENING GOAL:**

Edmonton: 8 Seconds

– Wayne Gretzky, at NY Rangers, December 14/83, Edmonton won 9-4

Opposition: 8 Seconds

– Tim Kerr, at Philadelphia, March 7/89, Edmonton tied Philadelphia 4-4 (OT)

**FASTEST GOAL FROM THE START OF A PERIOD:**

Edmonton: 6 Seconds

– Glenn Anderson, vs Los Angeles, March 17/84, 3rd period, Edmonton won 9-1

Opposition: 8 Seconds

– Butch Goring, at NY Islanders, November 16/82, 2nd period, New York won 4-2

– Larry Robinson, at Montreal, February 14/82, 2nd period, Montreal won 4-2

– Ron Francis at Hartford, February 12/84, 3rd period, Hartford won 11-0

– Bob Gainey, at Montreal, January 11/86, 3rd period, Edmonton won 6-3

– Tim Kerr, at Philadelphia March 7/89 1st period Edmonton tied Philadelphia 4-4 (OT)

**FASTEST TWO GOALS:**

Edmonton: 9 Seconds

– Wayne Gretzky, vs St. Louis, February 18/81

Goals: 3rd period 5:49, 5:58, Edmonton won 9-2

Opposition: 4 Seconds (Ties NHL Record)

– Deron Quint, at Winnipeg, December 15/95.

Goals: 2nd period - 7:51, 7:55,

Winnipeg won 9-4

**FASTEST TWO SHORTHANDED GOALS:**

Edmonton: 12 Seconds

– Esa Tikkanen, at Toronto, November 12/88.

Goals: 1st period - 10:44, 10:56

Edmonton won 6-2 (NHL record)

Opposition: 43 Minutes, 12 Seconds

– Darryl Sutter, at Chicago, October 18/81

Goals: 1st period - 16:33, 3rd period

19:45, Chicago won 7-5

**FASTEST THREE GOALS:**

Edmonton: 2 Minutes, 1 Second

– Ryan Smyth vs San Jose, October 12, 2006.

Goals: 3rd period, 4:05, 4:19, 6:06

Edmonton won 9-2.

Edmonton: 2 Minutes, 18 Seconds

– Wayne Gretzky, vs St. Louis,

February 18/81. Goals: 3rd period

5:49, 5:58, 8:07, Edmonton won 9-2

Opposition: 5 Minutes, 42 Seconds

– Paul Reinhart at Calgary

November 24/86. Goals 1st period

6:01, 11:02, 11:43, Calgary won 6-5

**FASTEST FOUR GOALS:**

Edmonton: 7 Minutes, 58 Seconds

– Wayne Gretzky vs St. Louis

February 18/81. Goals: 3rd period

5:49, 5:58, 8:07, 13:47, Edmonton won 9-2

Opposition: 36 Minutes, 8 Seconds

– Mike Bossy, at NY Islanders, March 3/81.

Goals: 1st period - 12:26, 2nd period

13:35, 15:37, 3rd period - 8:34, Teams tied 8-8

**FASTEST FIVE GOALS:**

Edmonton: 29 Minutes, 3 Seconds

– Wayne Gretzky, vs St. Louis, February 18/81.

Goals: 2nd period 4:44, 3rd period - 5:49,

5:58, 8:07, 13:47, Edmonton won 9-2

Opposition:

– has not occurred in Oilers history

**FASTEST ASSISTS****FASTEST THREE ASSISTS:**

Edmonton: 1 Minutes, 48 Seconds

– Wayne Gretzky, vs Washington February 15/80.

Goals: 3rd period Dave Semenko 13:14,

Bobby Schmautz 14:04, Blair MacDonald 15:02.

Edmonton won 8-2

Opposition: 4 Minutes, 4 Seconds

– Jeremy Roenick, vs Chicago, February 1/95.

Goals: 1st period - Joe Murphy 4:27,

Patrick Poulin 5:52 and 8:31.

Chicago won 7-0

**FASTEST FOUR ASSISTS:**

Edmonton: 4 Minutes, 38 Seconds

– Wayne Gretzky, at Winnipeg, March 7/88.

Goals: 2nd period Esa Tikkanen 9:38,

Craig Simpson 10:38, Mark Messier 13:46,

Craig Simpson 14:16. Edmonton won 6-0

Opposition: 24 Minutes, 4 Seconds

– Stan Smyl, at Vancouver, April 1/80.

Goals: 2nd period - Dave Williams 5:26,

Ivan Boldirev 18:01, 3rd period - Thomas Gradin

6:27, Curt Fraser 9:30, Vancouver won 5-0

**FASTEST FIVE ASSISTS:**

Edmonton: 16 Minutes, 38 Seconds

– Wayne Gretzky, vs Quebec February 14/86.

Goals: 2nd period Dave Semenko 17:03,

3rd period Paul Coffey 1:16, Jari Kurri 2:32,

Craig MacTavish 12:59, Paul Coffey 13:41,

Oilers won 8-2

Opposition:

– has not occurred in Oilers history



## EDMONTON OILERS TEAM RECORDS

### MOST

#### POINTS, ONE SEASON:

119 – 1983-84  
– 1985-86

#### WINS, ONE SEASON:

57 – 1983-84

#### LOSSES, ONE SEASON:

50 – 1992-93

#### TIES, ONE SEASON:

16 – 1980-81, 1999-00

#### OVERTIME LOSSES, ONE SEASON:

13 – 2005-06 (4 overtime losses and  
9 shootout losses)

#### HOME WINS, ONE SEASON:

32 – 1985-86

#### ROAD WINS, ONE SEASON:

26 – 1983-84

#### HOME LOSSES, ONE SEASON:

22 – 1993-94

#### ROAD LOSSES, ONE SEASON:

29 – 1992-93

#### HOME TIES, ONE SEASON:

10 – 1980-81

#### ROAD TIES, ONE SEASON:

11 – 1981-82, 1993-94

#### HOME OVERTIME LOSSES, ONE SEASON:

6 – 2011-12 (3 overtime losses and  
3 shootout losses)

6 – 2005-06 (2 overtime losses and  
4 shootout losses)

#### ROAD OVERTIME LOSSES, ONE SEASON:

7 – 2005-06 (2 overtime losses and  
5 shootout losses)

#### SHOOTOUTS:

19 – 2007-08 (Won 15, Lost 4)

#### SHOOTOUT WINS:

15 – 2007-08

#### SHOOTOUT LOSSES:

9 – 2010-11

#### HOME SHOOTOUTS:

9 – 2007-08 (Won 8, Lost 1)

#### HOME SHOOTOUT WINS:

8 – 2007-08

#### HOME SHOOTOUT LOSSES:

6 – 2010-11

#### ROAD SHOOTOUTS:

10 – 2007-08 (Won 7, Lost 3)

#### ROAD SHOOTOUT WINS:

7 – 2007-08

#### ROAD SHOOTOUT LOSSES:

5 – 2005-06

#### OVERTIME GAMES, ONE SEASON:

28 – 1999-00 (4 Wins, 8 Losses, 16 Ties)

#### OVERTIME WINS, ONE SEASON:

19 – 2007-08

#### HOME OVERTIME GAMES, ONE SEASON:

15 – 2002-03 (6 Wins, 4 Losses, 5 Ties)

#### HOME OVERTIME WINS, ONE SEASON:

9 – 2007-08

#### ROAD OVERTIME GAMES, ONE SEASON:

15 – 1999-00 (3 Wins, 5 Losses, 7 Ties)

15 – 2007-08 (10 Wins, 5 Losses)

#### ROAD OVERTIME WINS, ONE SEASON:

10 – 2007-08

### FEWEST

#### POINTS, ONE SEASON:

38 – 1994-95 (48 Games)

60 – 1992-93 (84 Games)

#### WINS, ONE SEASON:

17 – 1994-95 (48 Games)

25 – 1993-94 (84 Games)

25 – 2010-11 (82 Games)

#### LOSSES, ONE SEASON:

17 – 1981-82

– 1985-86

#### TIES, ONE SEASON:

4 – 1994-95 (48 Games)

5 – 1983-84 (84 Games)

#### OVERTIME LOSSES, ONE SEASON

3 – 2000-01

#### HOME WINS, ONE SEASON:

11 – 1994-95 (24 Games)

15 – 1995-96 (41 Games)

13 – 2010-11 (41 Games)

#### ROAD WINS, ONE SEASON:

8 – 1994-95 (24 Games)

10 – 1992-93 (42 Games)

#### HOME LOSSES, ONE SEASON:

5 – 1981-82

– 1983-84

#### ROAD LOSSES, ONE SEASON:

11 – 1985-86

#### HOME TIES, ONE SEASON:

1 – 1994-95 (24 Games)

2 – 1985-86 (40 Games)

#### ROAD TIES, ONE SEASON:

1 – 1983-84

– 1986-87

#### HOME OVERTIME LOSSES,

#### ONE SEASON:

0 – 2001-02

#### ROAD OVERTIME LOSSES, ONE SEASON:

1 – 2000-01

#### OVERTIME GAMES, ONE SEASON:

7 – 1994-95 (1 Win, 2 Losses, 4 Ties) –  
48 Games

9 – 1983-84 (4 Wins, 0 Losses, 5 Ties) –  
80 Games

**OVERTIME WINS, ONE SEASON:**

0 – 1984-85 (0-1-11) & 1991-92 (0-2-10)

**HOME OVERTIME GAMES, ONE SEASON:**

2 – 1994-95 (1-0-1) – 48 Games

5 – 1983-84 (1-0-4), 1987-88 (0-1-4), 1988-89

(1-1-3), 1991-92 (0-0-5) – 80 Games

5 – 2006-07 (2-3-0) – 82 Games

**HOME OVERTIME WINS, ONE SEASON:**

0 – 1984-85, 1987-88, 1991-92, 1993-94,

1997-98, 1998-99

**ROAD OVERTIME GAMES, ONE SEASON:**

4 – 1983-84 (3 Wins, 0 Losses, 1 Tie)

**ROAD OVERTIME WINS, ONE SEASON:**

0 – 1984-85, 1991-92, 1994-95, 1996-97 &

2010-11

**STREAKS****LONGEST WINNING RECORD:**

9 games

– February 20/2001 through March 13/2001

**LONGEST WINNING RECORD, INCLUDING PLAYOFFS:**

9 games

– April 10/85 through May 7/85

**LONGEST HOME WINNING RECORD, ONE SEASON:**

8 games

– January 19/85 through February 22/85

– February 24/86 through April 2/86

**LONGEST ROAD WINNING RECORD, ONE SEASON:**

8 games

– December 9/86 through January 17/87

**LONGEST UNDEFEATED STREAK & LONGEST****UNDEFEATED STREAK FROM START OF SEASON:**

15 games

– October 11/84 through November 9/84,

12 wins, 3 ties (NHL record)

**LONGEST HOME UNDEFEATED RECORD, ONE SEASON:**

14 games

– November 15/89 through January 6/90,

11 wins, 3 ties

**LONGEST ROAD UNDEFEATED RECORD, ONE SEASON:**

9 games

– January 17/82 through March 2/82,

6 wins, 3 ties

– November 23/82 through January 18/83,

7 wins, 2 ties

**LONGEST LOSING RECORD, ONE SEASON:**

11 games

– October 16/93 through November 7/93

**LONGEST HOME LOSING RECORD, ONE SEASON:**

9 games

– October 16/93 through November 24/93

**LONGEST ROAD LOSING RECORD, ONE SEASON:**

9 games

– November 25/80 through December 30/80

– February 25, 2006 through March 15, 2006

**LONGEST WINLESS RECORD, ONE SEASON:**

14 games

– October 11/93 through November 7/93;

13 losses, 1 tie

**LONGEST HOME WINLESS RECORD, ONE SEASON:**

9 games

– October 16/93 through November 24/93,

9 losses, 0 ties

**LONGEST ROAD WINLESS RECORD, ONE SEASON:**

11 games

– December 18/2001 through

February 8/2002, 7 losses, 4 ties

**MOST CONSECUTIVE OVERTIME GAMES:**

7 Games

– February 29, 2004 through March 12, 2004.

2 Wins, 2 Losses, 3 Ties (NHL Record)

**LONGEST NON-SHUTOUT RECORD:**

229 games

– March 15/81 through February 11/84

**LONGEST NON-SHUTOUT RECORD, INCLUDING PLAYOFFS:**

198 games

– March 15/81 through May 3/83

**MOST CONSECUTIVE GAMES SHUT OUT:**

2 – October 28/90 through October 31/90

– November 18/91 through November 23/91

– October 11/03 through October 14/03

– April 3/07 through April 5/07

– October 25/09 through October 27/09

**LONGEST SHUTOUT SEQUENCE AGAINST:**

207 Minutes, 43 Seconds

– The Oilers were shutout for the final 52:48 of a 2-1 loss at Chicago on April 1, 2007, through back-to-back 3-0 shutouts (120:00) at Minnesota on April 3 & 5, 2007 and the initial 34:55 of a 3-2 win at Calgary on April 7, 2007. 156 Minutes 31 Seconds

– The Oilers were shutout for the final 22:25 at Calgary (Oct. 25, 1990) through shutouts vs Washington (Oct. 28/90) and vs Winnipeg (OT; Oct. 31/90) and the initial 13:43 of the 1st period vs New Jersey (Nov. 3/90). 146 Minutes, 31 Seconds

– The Oilers were shutout from 17:58 of the 3rd period vs San Jose on Oct. 9/03, through shutouts at Vancouver on Oct. 11/03 and at Calgary on Oct. 14/03, until 3:30 of the 2nd period vs Buffalo on Oct. 16/03. 142 Minutes, 26 Seconds

– The Oilers were shutout from 7:00 of the 3rd period at Minnesota on Feb. 25/07, through shutouts vs Phoenix on Feb. 27/07 and vs Minnesota on Mar. 1/07, until 9:27 of the 1st period vs Calgary on Mar. 3/07.

**MOST CONSECUTIVE PERIODS SCORING A GOAL:**

24 periods

– from the 1st period vs Vancouver on November 21/81 Through the 3rd period vs Vancouver on December 4/81, 63 goals during streak



**MOST CONSECUTIVE GAMES WITH A POWERPLAY GOAL:**

- Edmonton: 20 games
  - November 24/82 through January 7/83, 31 powerplay goals
- Opposition: 12 games
  - October 7/81 through October 28/81, 15 powerplay goals
  - February 20/90 through March 14/90, 19 powerplay goals
  - October 6/93 through October 29/93, 17 powerplay goals

**GOALS**

**MOST GOALS, ONE SEASON:**

446 – 1983-84 (NHL record)

**HIGHEST GOALS PER GAME AVERAGE, ONE SEASON:**

5.58 – 1983-84, 446 goals in 80 games (NHL record)

**FEWEST GOALS, ONE SEASON:**

- 136 – 1994-95 (48 Games)
- 195 – 2006-07 (82 Games)
- 191 – 2010-11 (82 Games)

**LOWEST GOALS-PER GAME AVERAGE, ONE SEASON:**

2.33 – 2010-11, 191 goals in 82 games

**MOST GOALS AGAINST, ONE SEASON:**

337 – 1992-93

**HIGHEST GOALS AGAINST PER-GAME AVERAGE, ONE SEASON:**

4.09 – 1980-81, 327 goals in 80 games

**FEWEST GOALS AGAINST, ONE SEASON:**

- 182 – 2001-02 (82 Games)
- 183 – 1994-95 (48 Games)

**LOWEST GOALS AGAINST-PER-GAME AVERAGE, ONE SEASON:**

2.22 – 2001-02, 182 goals in 82 games

**MOST SHORTHANDED GOALS, ONE SEASON:**

36 – 1983-84 (NHL record)

**FEWEST SHORTHANDED GOALS, ONE SEASON:**

2 – 1993-94

**MOST SHORTHANDED GOALS AGAINST, ONE SEASON:**

17 – 1988-89

**MOST SHORTHANDED GOALS, ONE TEAM, ONE GAME:**

- Edmonton: 3
  - Oilers vs Winnipeg, December 21/83, Edmonton won 7-4
  - Oilers vs Los Angeles, December 20/85, Edmonton won 9-4
  - Oilers vs Quebec, February 14/86, Edmonton won 8-2
  - Oilers vs Vancouver, December 12/87, Edmonton won 6-3
- Opposition: 3
  - Oilers at Washington, November 12/85, Washington won 5-2
  - Oilers vs Chicago, January 25/89, Chicago won 6-3

**MOST SHORTHANDED GOALS FOR, ONE TEAM, ONE PERIOD:**

- Edmonton: 2
  - Accomplished 17 times in Oilers history. Most recent: Oilers vs Chicago, November 19/02, 1st period. Edmonton won 3-1
- Opposition: 2
  - Accomplished 6 times in Oilers history. Most recent: Oilers vs Toronto, October 16/01, 2nd period. Toronto won 4-1

**MOST GOALS, BOTH TEAMS, ONE GAME:**

21 – Oilers vs Chicago, December 11/85, Edmonton won 12-9

**MOST GOALS, ONE TEAM, ONE GAME:**

- Edmonton: 13
  - Oilers vs New Jersey, November 19/83, Edmonton won 13-4
  - Oilers vs Vancouver, November 8/85, Edmonton won 13-0
- Opposition: 11
  - Oilers at Hartford, February 12/84, Hartford won 11-0
  - Oilers at Toronto, January 8/86, Toronto won 11-9

**MOST CONSECUTIVE GOALS, ONE TEAM, ONE GAME:**

- Edmonton: 13
  - Oilers vs Vancouver, November 8/85, Edmonton won 13-0
- Opposition: 11
  - Oilers at Hartford, February 12/84, Hartford won 11-0

**MOST GOALS, BOTH TEAMS, ONE PERIOD:**

12 – Oilers at Chicago, December 11/85, 2nd period, Edmonton won 12-9

**MOST GOALS, ONE TEAM, ONE PERIOD:**

- Edmonton: 7
  - Oilers at Vancouver, October 19/83, 3rd period, Edmonton won 10-7
  - Oilers at Toronto, February 19/85, 2nd period, Edmonton won 9-4
  - Oilers vs Vancouver, November 8/85, 3rd period, Edmonton won 13-0
- Opposition: 7
  - Oilers at Boston, January 17/80, 2nd period, Boston won 7-1

**POINTS**

**MOST SCORING POINTS, ONE SEASON:**

1, 182 – 1983-84 (NHL record)

**FEWEST SCORING POINTS, ONE SEASON:**

- 368 – 1994-95 (48 Games)
- 638 – 1992-93 (84 Games)

**MOST POINTS, BOTH TEAMS, ONE GAME:**

- 62 – Oilers at Chicago, December 11/85, Edmonton won 12-9 and received 24 assists, Chicago received 17 assists (NHL record)

**MOST POINTS, ONE TEAM, ONE GAME:**

Edmonton: 36

- Oilers at Chicago, December 11/85, Edmonton won 12-9 and received 24 assists

Opposition: 31

- Oilers at Hartford, February 12/84, Hartford won 11-0 and received 20 assists

**MOST POINTS, BOTH TEAMS, ONE PERIOD:**

- 35 – Oilers at Chicago, December 11/85, 2nd period, Oilers won 12-9 and had 6 goals, 12 assists, Chicago had 6 goals, 11 assists (NHL record)

**MOST POINTS, ONE TEAM, ONE PERIOD:**

Edmonton: 18

- Oilers at Vancouver, October 19/83, 3rd period, Edmonton won 10-7 and had 7 goals, 11 assists

- Oilers at Toronto, February 19/85, 2nd period, Edmonton won 9-4 and had 7 goals, 11 assists

- Oilers at Chicago, December 11/85, 2nd period, Edmonton won 12-9 and had 6 goals, 12 assists

Opposition: 19

- Oilers at Boston, January 17/80, 2nd period, Boston won 7-1 and had 7 goals, 12 assists

**SHOOTOUTS****MOST SHOOTOUTS, ONE SEASON**

19 – 2007-08

**FEWEST SHOOTOUTS, ONE SEASON**

6 – 2006-07

**MOST WINS, ONE SEASON**

15 – 2007-08

**FEWEST WINS, ONE SEASON**

2 – 2010-11

**MOST LOSSES, ONE SEASON**

9 – 2005-06

9 – 2010-11

**FEWEST LOSSES, ONE SEASON**

3 – 2006-07

**HIGHEST WINNING PERCENTAGE, ONE SEASON**

.789 (15-4) – 2007-08

**LOWEST WINNING PERCENTAGE, ONE SEASON**

.222 (2-9) – 2010-11

**MOST HOME SHOOTOUTS, ONE SEASON**

9 – 2007-08

**FEWEST HOME SHOOTOUTS, ONE SEASON**

3 – 2006-07

**MOST HOME WINS, ONE SEASON**

8 – 2007-08

**FEWEST HOME WINS, ONE SEASON**

2 – 2006-07

**MOST HOME LOSSES, ONE SEASON**

6 – 2010-11

**FEWEST HOME LOSSES, ONE SEASON**

1 – 2006-07 &amp; 2007-08

**HIGHEST HOME WINNING PERCENTAGE, ONE SEASON**

.889 (8-1) – 2007-08

**LOWEST HOME WINNING PERCENTAGE, ONE SEASON**

.333 (2-6) – 2010-11

**MOST ROAD SHOOTOUTS, ONE SEASON**

10 – 2007-08

**FEWEST ROAD SHOOTOUTS, ONE SEASON**

3 – 2006-07 &amp; 2010-11

**MOST ROAD WINS, ONE SEASON**

7 – 2007-08

**FEWEST ROAD WINS, ONE SEASON**

0 – 2010-11

**MOST ROAD LOSSES, ONE SEASON**

6 – 2005-06

**FEWEST ROAD LOSSES, ONE SEASON**

1 – 2008-09

**HIGHEST ROAD WINNING PERCENTAGE, ONE SEASON**

.833 (5-1) – 2008-09

**LOWEST ROAD WINNING PERCENTAGE, ONE SEASON**

.000 (0-3) – 2010-11

**LONGEST WINNING STREAK, OVERALL**

7 Games – November 14 to December 15, 2007

7 Games – November 14, 2008 to December 15, 2008

**LONGEST WINNING STREAK, ONE SEASON**

7 Games – November 14 to December 15, 2007

7 Games – November 14, 2008 to December 15, 2008

**LONGEST LOSING STREAK, OVERALL**

4 Games – October 26 to December 7, 2010

4 Games – February 12 to March 23, 2006

2 Games – December 10 to December 13, 2005

2 Games – April 6, 2006 to November 7, 2006

2 Games – January 4 to February 20, 2007

**LONGEST LOSING STREAK, ONE SEASON**

4 Games – February 12 to March 23, 2006

2 Games – December 10 to December 13, 2005

2 Games – January 4 to February 20, 2007

**SHOTS****MOST SHOTS, BOTH TEAMS, ONE GAME:**

100 – Oilers at Minnesota, December 11/82,

Minnesota won 5-4 and had

52 shots, Edmonton had 48 shots

**MOST SHOTS, ONE TEAM, ONE GAME:**

Edmonton: 55

– Oilers vs Minnesota, March 21/86,

Oilers won 5-4

Opposition: 59

– Oilers at NY Rangers, March 17/93,

Oilers won 4-3 (OT)

**MOST SHOTS, BOTH TEAMS, ONE PERIOD:**

38 – Oilers at Colorado, December 16/81,

1st period, Edmonton won 7-4 and

had 20 shots, Colorado had 18 shots



**MOST SHOTS, ONE TEAM, ONE PERIOD:**

Edmonton: 24

- Oilers vs Minnesota, March 21/86, 2nd period, Oilers won 5-4
- Oilers vs Colorado, October 15/97, 3rd period, Colorado won 6-2

Opposition: 29

- Oilers at Detroit, November 7/79, 2nd period, Detroit won 5-3

**FEWEST SHOTS, BOTH TEAMS, ONE GAME:**

32 – Oilers vs Boston, October 20/89,  
Edmonton lost 3-0 and had 11 shots,  
Boston had 21 shots

**FEWEST SHOTS, ONE TEAM, ONE GAME:**

Edmonton: 11

- Oilers vs Boston, October 20/89, Boston won 3-0
- Oilers vs St. Louis, November 5/99, St. Louis won 2-1

Opposition: 11

- Oilers vs Chicago, October 9/2001, Edmonton won 2-0

**FEWEST SHOTS, BOTH TEAMS, ONE PERIOD:**

5 – Oilers vs Dallas, January 12/99,  
2nd period, Dallas won 2-1 and had  
3 shots, Edmonton had 2 shots

**FEWEST SHOTS, ONE TEAM, ONE PERIOD:**

Edmonton: 0

- Oilers at Minnesota, February 20/91, 2nd period, Minnesota won 5-1
- Oilers vs Florida, October 20/2001, 2nd period, Edmonton won 6-2
- Oilers at Detroit, February 16, 2004, 2nd period. Detroit won 2-1
- Oilers at Detroit, November 8, 2006, 1st period. Edmonton lost 3-0.

Opposition: 1

- Oilers vs Buffalo, March 13/83, 1st period, Edmonton won 6-2
- Oilers vs Calgary, April 2/87, 1st period, 4-4 Tie
- Oilers vs Buffalo, October 4/96, 1st period, Edmonton won 4-3
- Oilers at Anaheim, November 7/99, 3rd period, Anaheim won 3-1
- Oilers vs Chicago, October 9/2001, 1st period, Edmonton won 1-0
- Oilers vs Chicago, October 9/2001, 3rd period, Edmonton won 1-0
- Oilers vs San Jose, November 30, 2003, 1st period. San Jose won 2-1
- Oilers vs Vancouver, February 4, 2006, 3rd period, Edmonton won 3-1
- Oilers vs Anaheim, November 30, 2007, 3rd period, Edmonton won 5-1.

**PENALTIES****MOST PENALTIES, BOTH TEAMS, ONE GAME:**

86 – Oilers at Los Angeles, February 28/90,  
Edmonton received 27 minors,  
7 majors, 6 misconducts, 4 game  
misconducts, and 1 match penalty.  
Los Angeles received 26 minors,  
9 majors, 3 misconducts,  
and 3 game misconducts,  
Los Angeles won 4-2 (NHL Record)

**MOST PENALTIES, ONE TEAM, ONE GAME:**

Edmonton: 45

– Oilers at Los Angeles, February 28/90,  
Edmonton received 27 minors, 7 majors,  
6 misconducts, 4 game misconducts,  
and 1 match penalty. Los Angeles  
won 4-2

Opposition: 41

– Oilers at Los Angeles, February 28/90,  
Los Angeles received 26 minors, 9 majors,  
3 misconducts, and 3 game misconducts,  
Los Angeles won 4-2

**MOST PENALTIES, BOTH TEAMS, ONE PERIOD:**

42 – Oilers at Pittsburgh, January 19/80,  
2nd period, Edmonton received 5 minors,  
8 majors, and 6 game misconducts,  
Pittsburgh received 9 minors, 7 majors,  
and 7 game misconducts

**MOST PENALTIES, ONE TEAM, ONE PERIOD:**

Edmonton: 21

– Oilers at Los Angeles, February 28/90,  
3rd period, Edmonton received 9 minors,  
3 majors, 5 misconducts and  
4 game misconducts  
Los Angeles won 4-2

Opposition: 23

– Oilers at Pittsburgh, January 19/80,  
2nd period, Pittsburgh received 9 minors,  
7 majors, and 7 game misconducts

**PENALTY MINUTES****MOST PENALTY MINUTES, ONE SEASON:**

2,173 – 1987-88

**FEWEST PENALTY MINUTES, ONE SEASON:**

1,183 – 1994-95 (48 Games)

1,267 – 2001-02 (82 Games)

**MOST PENALTY MINUTES, BOTH TEAMS, ONE GAME:**

356 – Oilers at Los Angeles, February 28/90,  
Edmonton received 27 minors, 7 majors,  
6 misconducts, 4 game misconducts  
and 1 match penalty for 199 minutes.  
Los Angeles received 26 minors,  
9 majors, 3 misconducts and  
3 game misconducts for 157 minutes  
Los Angeles won 4-2

**MOST PENALTY MINUTES, ONE TEAM, ONE GAME:**

Edmonton: 199

– Oilers at Los Angeles, February 28/90,  
Edmonton received 27 minors, 7 majors,  
6 misconducts, 4 game misconducts  
and 1 match penalty. Los Angeles won 4-2

Opposition: 157

- Oilers at Los Angeles, February 28/90, Los Angeles received 26 minors, 9 majors, 3 misconducts and 3 game misconducts Los Angeles won 4-2

**MOST PENALTY MINUTES, BOTH TEAMS, ONE PERIOD:**

- 233 - Oilers at Pittsburgh, January 19/80, 2nd period, Edmonton received 5 minors, 8 majors, and 6 game misconducts for 110 minutes, Pittsburgh received 9 minors, 7 majors, and 7 game misconducts for 123 minutes

**MOST PENALTY MINUTES, ONE TEAM, ONE PERIOD:**

- Edmonton: 123
- Oilers at Los Angeles, February 28/90, 3rd period, Edmonton received 9 minors, 3 majors, 5 misconducts and 4 game misconducts. Los Angeles won 4-2.

Opposition: 123

- Oilers at Pittsburgh, January 19/80, 2nd period, Pittsburgh received 9 minors, 7 majors, and 7 game misconducts

### POWERPLAY GOALS

**MOST POWERPLAY GOALS, ONE SEASON:**

88 - 1987-88

**MOST POWERPLAY GOALS, AGAINST, ONE SEASON:**

106 - 1992-93

**MOST POWERPLAY GOALS, BOTH TEAMS, ONE GAME:**

- 8 - Oilers at Calgary, April 4/86, Calgary won 9-3, and had 5 powerplay goals, Edmonton had 3
- Oilers vs Philadelphia, March 4/88, Edmonton won 7-4, and scored 5 powerplay goals, Philadelphia scored 3

**MOST POWERPLAY GOALS, ONE TEAM, ONE GAME:**  
Edmonton: 5

- Oilers vs Chicago, November 26/80, Edmonton won 10-3, Jari Kurri had 2 powerplay goals, Kevin Lowe, Blair MacDonald, and Dave Semenko each had 1 powerplay goal
- Oilers at Los Angeles, October 11/87, Edmonton won 9-2, Mark Messier scored 2 powerplay goals, Glenn Anderson, Jim Ennis and Normand Lacombe each scored 1 powerplay goal
- Oilers vs Philadelphia, March 4/88, Edmonton won 7-4, Glenn Anderson and Craig Simpson scored 2 powerplay goals and Mark Messier scored 1 powerplay goal.
- Oilers vs Buffalo, November 4/88, Edmonton won 7-3, Jimmy Carson, Jari Kurri, Mark Messier, Craig Simpson and Esa Tikkanen each scored 1 powerplay goal.
- Oilers vs Toronto, November 19/88, Edmonton won 9-1, Glenn Anderson had 3 powerplay goals, Kelly Buchberger and Craig Simpson each had 1 powerplay goal.

Opposition: 6

- Oilers at Hartford, February 12/84, Hartford won 11-0, Ron Francis and Greg Malone each had 2 powerplay goals, Chris Kotsopoulos and

Ray Neufeld each had 1 powerplay goal

### MULTIPLE GOAL AND POINT SEASONS

**MOST 50-OR MORE GOAL SCORERS, ONE SEASON:**

- 3 - 1983-84, Wayne Gretzky 87; Glenn Anderson 54; Jari Kurri 52 (NHL record)
- 1985-86, Jari Kurri 68; Glenn Anderson 54; Wayne Gretzky 52 (Ties NHL record)

**MOST 40-OR-MORE GOAL SCORERS, ONE SEASON:**

- 4 - 1982-83, Wayne Gretzky 71; Glenn Anderson, Mark Messier 48; Jari Kurri 45 (Ties NHL record)
- 1983-84, Wayne Gretzky 87; Glenn Anderson 54; Jari Kurri 52; Paul Coffey 40 (Ties NHL record)
  - 1984-85, Wayne Gretzky 73; Jari Kurri 71; Mike Krushelnyski 43; Glenn Anderson 42 (Ties NHL record)
  - 1985-86, Jari Kurri 68; Glenn Anderson 54; Wayne Gretzky 52; Paul Coffey 48 (Ties NHL record)

**MOST 30-OR-MORE GOAL SCORERS, ONE SEASON:**

- 5 - 1981-82, Wayne Gretzky 92; Mark Messier 50; Glenn Anderson 38; Jari Kurri, Dave Lumley 32
- 1982-83, Wayne Gretzky 71; Glenn Anderson, Mark Messier 48; Jari Kurri 45; Ken Linseman 33
  - 1983-84, Wayne Gretzky 87; Glenn Anderson 54; Jari Kurri 52; Paul Coffey 40; Mark Messier 37
  - 1984-85, Wayne Gretzky 73; Jari Kurri 71; Mike Krushelnyski 43; Glenn Anderson 42; Paul Coffey 37
  - 1985-86, Jari Kurri 68; Glenn Anderson 54; Wayne Gretzky 52; Paul Coffey 48; Mark Messier 35
  - 1986-87, Wayne Gretzky 62; Jari Kurri 54; Mark Messier 37; Glenn Anderson 35; Esa Tikkanen 34
  - 1987-88, Jari Kurri 43; Craig Simpson 43; Wayne Gretzky 40; Glenn Anderson 38; Mark Messier 37
  - 1988-89, Jimmy Carson 49; Jari Kurri 44; Craig Simpson 35; Mark Messier 33; Esa Tikkanen 31

**MOST 20-OR-MORE GOAL SCORERS, ONE SEASON:**

- 8 - 1981-82, Wayne Gretzky 92; Mark Messier 50, Glenn Anderson 38; Jari Kurri, Dave Lumley 32; Paul Coffey 29; Pat Hughes 24; Matti Hagman 21
- 1982-83, Wayne Gretzky 71; Glenn Anderson, Mark Messier 48,





- Jari Kurri 45; Ken Linseman 33; Paul Coffey 29; Pat Hughes 25; Charlie Huddy 20
- 1983-84, Wayne Gretzky 87; Glenn Anderson 54; Jari Kurri 52; Paul Coffey 40; Mark Messier 37; Pat Hughes 27; Dave Hunter, Willy Lindstrom 22
- 1991-92, Vincent Damphousse 38; Joe Murphy 35; Craig Simpson 24; Scott Mellanby 23; Petr Klima 21; Kelly Buchberger 20; Bennie Nicholls 20; Anatoli Semenov 20

#### **MOST 100-OR-MORE POINT SCORERS, ONE SEASON:**

- 4 – 1982-83, Wayne Gretzky 196; Mark Messier 106; Glenn Anderson, Jari Kurri 104 (Ties NHL record)
- 1983-84, Wayne Gretzky 205; Paul Coffey 126; Jari Kurri 113; Mark Messier 101 (Ties NHL record)
- 1985-86, Wayne Gretzky 215, Paul Coffey 138, Jari Kurri 131, Glenn Anderson 102 (Ties NHL record)

#### **ASSISTS AND SHUTOUTS**

##### **MOST ASSISTS, ONE SEASON:**

736 – 1983-84 (NHL record)

##### **FEWEST ASSISTS, ONE SEASON:**

232 – 1994-95 (48 Games)

343 – 2001-02 (82 Games)

##### **MOST SHUTOUTS, ONE SEASON:**

- 8 – 1997-98 (8 by Curtis Joseph)
- 2000-01 (8 by Tommy Salo)
- 2001-02 (6 by Tommy Salo, 2 by Jussi Markkanen)

##### **FEWEST SHUTOUTS, ONE SEASON:**

- 0 – 1980-81
- 1981-82
- 1986-87 (Ties NHL record)

#### **FASTEST GOALS**

##### **FASTEST FIVE GOALS, BOTH TEAMS:**

- 3 Minutes, 34 Seconds
- Oilers vs St. Louis, January 20/82, 3rd period. Scorers: Tom Roulston, Oilers, 13:57; Dave Lumley, Oilers, 14:17; Wayne Gretzky, Oilers, 15:30; Glenn Anderson, Oilers, 15:38; Tony Currie, Blues, 17:31, Edmonton won 8-6

##### **FASTEST FIVE GOALS, ONE TEAM:**

- Edmonton: 5 Minutes, 38 Seconds
- Oilers at Phoenix, February 27/04, 2nd period. Scorers: Fernando Pisani, 9:50; Adam Oates, 10:42; Shawn Horcoff, 13:39; Ethan Moreau, 13:59 and 15:28. Edmonton won 7-2

##### **Opposition: 7 Minutes, 49 Seconds**

- Oilers at NY Rangers, October 24/79, 1st period. Scorers: Ron Greschner 3:41; Walt Tkaczuk 4:31; Don Murdoch 5:18; Ulf Nilsson 11:13; Ron Duguay 11:30, New York won 10-2

##### **FASTEST FOUR GOALS, BOTH TEAMS:**

- 1 Minute, 49 Seconds
- Oilers vs Anaheim, February 17/99, 3rd period. Scorers: Alexander Selivanov, Oilers, 6:28; Rem Murray, Oilers, 6:41; Selivanov, Oilers, 7:49 and Steve Rucchin, Mighty Ducks, 8:17; Edmonton won 6-2 at Anaheim.

##### **FASTEST FOUR GOALS, ONE TEAM:**

- Edmonton: 1 Minute, 41 Seconds
- Oilers vs St. Louis, January 20/82, 3rd period. Scorers: Tom Roulston 13:57; Dave Lumley 14:17; Wayne Gretzky 15:30; Glenn Anderson 15:38, Edmonton won 8-6
- Opposition: 3 Minutes, 19 Seconds
- Oilers vs Los Angeles, January 25/90, 2nd period. Scorers: John Tonelli, 0:32; Barry Beck, 3:06; Dave Taylor, 3:21; Tony Granato, 3:51. Edmonton won 7-6

##### **FASTEST THREE GOALS, BOTH TEAMS:**

- 27 Seconds
- Oilers vs Washington, November 2/83, 1st period. Scorers: Don Jackson, Oilers, 17:24; Chris Valentine, Capitals, 17:44; Glenn Anderson, Oilers, 17:51, Edmonton won 11-3
- Oilers at Quebec, November 8/83, 3rd period. Scorers: Bo Berglund, Nordiques, 16:31; Mark Messier, Oilers, 16:46; Dave Lumley, Oilers, 16:58, Edmonton won 7-4

##### **FASTEST THREE GOALS, ONE TEAM:**

- Edmonton: 45 Seconds
- Oilers at Hartford, March 25/81, 3rd period. Scorers: Wayne Gretzky 19:04; Mark Messier 19:18; Glenn Anderson 19:49, Edmonton won 7-2
- Opposition: 38 Seconds
- Oilers at St. Louis, January 26/82, 3rd period. Scorers: Joe Mullen 0:44; Perry Turnbull 1:09; Mike Crombeen 1:22, Edmonton won 6-4

##### **FASTEST TWO GOALS, BOTH TEAMS:**

- 5 Seconds
- Oilers vs Chicago, November 27/87, 2nd period. Scorers: Wayne Gretzky, Edmonton, 18:37; Steve Larmer, Chicago, 18:42, Edmonton won 4-3

##### **FASTEST TWO GOALS, ONE TEAM:**

- Edmonton: 7 Seconds
- Oilers vs Phoenix, November 23, 2009 1st Period, Scorers: Sheldon Souray, Edmonton,

11:07, Ales Hemsky, Edmonton, 11:14,  
Edmonton won 4-0

Opposition: 4 Seconds (Ties NHL Record)

– Oilers at Winnipeg, December 15/95,  
2nd period. Scoring was: Deron Quint at  
7:51 and 7:55. Winnipeg won 9-4

**FASTEST THREE GOALS FROM THE START OF A  
GAME, BOTH TEAMS:**

2 Minutes, 40 Seconds

– Oilers vs NY Islanders, November 2/79.  
Scorers: Stefan Persson, Islanders, 1:57;  
Wayne Gretzky, Oilers, 2:18;  
Dan Newman, Oilers, 2:40,  
Edmonton won 7-5

**FASTEST THREE GOALS FROM THE START OF A  
GAME, ONE TEAM:**

Edmonton: 3 Minutes, 25 Seconds  
– Oilers at Colorado, December 16/81.

Scorers: Wayne Gretzky 0:59;  
Garry Unger 2:46; Mark Messier 3:25,  
Edmonton won 7-4

Opposition: 3 Minutes, 9 Seconds

– Oilers at Detroit, December 2/87.  
Scorers were Brent Ashton 0:47;  
Gerard Gallant 1:02; Shawn Burr 3:09.  
Detroit won 7-4.

**FASTEST THREE GOALS FROM THE START OF A  
PERIOD, BOTH TEAMS:**

2 Minutes, 4 Seconds

– Oilers at Calgary, January 3/84,  
2nd period. Scorers: Jim Peplinski,  
Flames, 0:48; Mark Messier, Oilers, 1:32;  
Pat Hughes, Oilers, 2:04  
Edmonton won 9-6

**FASTEST THREE GOALS FROM THE START OF A  
PERIOD, ONE TEAM:**

Edmonton: 2 Minutes, 27 Seconds

– Oilers vs Calgary, December 4/82,  
3rd period. Scorers: Wayne Gretzky 0:33;  
Jari Kurri 1:31; Ken Linseman 2:27,  
Edmonton won 7-5

Opposition: 1 Minute, 22 Seconds

– Oilers at St. Louis, January 26/82,  
3rd period. Scorers: Joe Mullen 0:44;  
Perry Turnbull 1:09; Mike Crombeen 1:22,  
Edmonton won 6-4

**FASTEST TWO GOALS FROM THE START OF A GAME,  
BOTH TEAMS:**

2 Minutes, 6 Seconds

– Oilers vs Toronto, October 29/80.  
Scorers: Dave Semenko, Oilers, 1:18;  
Dan Maloney, Maple Leafs, 2:06,  
Teams tied 4-4

**FASTEST TWO GOALS FROM THE START OF A GAME,  
ONE TEAM:**

Edmonton: 24 Seconds (NHL record)

– Oilers at Los Angeles, March 28/82.  
Scorers: Mark Messier 0:14;  
Dave Lumley 0:24, Edmonton won 6-2  
Opposition: 41 Seconds  
– Oilers vs NY Islanders, December 5/84.  
Scorers: John Tonelli 0:25, 0:41,  
Edmonton won 6-4

**FASTEST TWO GOALS FROM THE START OF A  
PERIOD, BOTH TEAMS:**

43 Seconds

– Oilers at St. Louis, February 23/88,  
2nd period. Scorers: Steve Smith,  
Edmonton, 0:23; Tony McKegney,  
St. Louis 10:43. Edmonton won 6-4

**FASTEST TWO GOALS FROM THE START OF A  
PERIOD, ONE TEAM:**

Edmonton: 24 Seconds (NHL record)

– Oilers at Los Angeles, March 28/82,  
1st period. Scorers: Mark Messier 0:14;  
Dave Lumley 0:24, Edmonton won 6-2  
Opposition: 41 Seconds  
– Oilers vs NY Islanders, December 5/84.  
Scorers: John Tonelli 0:25, 0:41,  
Edmonton won 6-4



# STANLEY CUP PLAYOFFS

## OILERS YEARLY PLAYOFF RECORD 1979-80 TO 2010-11

SEASON	SERIES	W	L	PCT.	GP	W	L	PCT.	GF	GA	OT W-L	HOME W-L	AWAY W-L
1979-80	1	0	1	.000	3	0	3	.000	6	12	0-2	0-1	0-2
1980-81	2	1	1	.500	9	5	4	.556	35	35	0-1	2-2	3-2
1981-82	1	0	1	.000	5	2	3	.400	23	27	1-1	1-2	1-1
1982-83	4	3	1	.750	16	11	5	.688	80	50	0-0	7-2	4-3
1983-84	4	4	0	1.000	19	15	4	.789	94	56	1-2	9-2	6-2
1984-85	4	4	0	1.000	18	15	3	.833	98	57	2-0	10-0	5-3
1985-86	2	1	1	.500	10	6	4	.600	41	30	1-0	3-3	3-1
1986-87	4	4	0	1.000	21	16	5	.762	87	57	2-0	9-3	7-2
1987-88	4	4	0	1.000	18	16	2	.889	84	53	2-0	11-0	5-2
1988-89	1	0	1	.000	7	3	4	.429	20	25	0-0	2-1	1-3
1989-90	4	4	0	1.000	22	16	6	.727	93	60	3-1	8-3	8-3
1990-91	3	2	1	.667	18	9	9	.500	57	60	4-2	6-3	3-6
1991-92	3	2	1	.667	16	8	8	.500	49	54	1-1	5-3	3-5
1992-93	DID NOT QUALIFY FOR STANLEY CUP PLAYOFFS												
1993-94	DID NOT QUALIFY FOR STANLEY CUP PLAYOFFS												
1994-95	DID NOT QUALIFY FOR STANLEY CUP PLAYOFFS												
1995-96	DID NOT QUALIFY FOR STANLEY CUP PLAYOFFS												
1996-97	2	1	1	.500	12	5	7	.417	32	37	3-1	2-3	3-4
1997-98	2	1	1	.500	12	5	7	.417	24	25	0-2	1-4	4-3
1998-99	1	0	1	.000	4	0	4	.000	7	11	0-1	0-2	0-2
1999-00	1	0	1	.000	5	1	4	.200	11	14	0-0	1-1	0-3
2000-01	1	0	1	.000	6	2	4	.333	13	16	1-3	1-2	1-2
2001-02	DID NOT QUALIFY FOR STANLEY CUP PLAYOFFS												
2002-03	1	0	1	.000	6	2	4	.333	11	20	0-0	1-2	1-2
2003-04	DID NOT QUALIFY FOR STANLEY CUP PLAYOFFS												
2004-05	SEASON CANCELLED - NHL LOCKOUT												
2005-06	4	3	1	.750	24	15	9	.625	70	61	3-1	8-3	7-6
2006-07	DID NOT QUALIFY FOR STANLEY CUP PLAYOFFS												
2007-08	DID NOT QUALIFY FOR STANLEY CUP PLAYOFFS												
2008-09	DID NOT QUALIFY FOR STANLEY CUP PLAYOFFS												
2009-10	DID NOT QUALIFY FOR STANLEY CUP PLAYOFFS												
2010-11	DID NOT QUALIFY FOR STANLEY CUP PLAYOFFS												
TOTALS	49	34	15	.694	251	152	99	.606	935	760	24-18	87-42	65-57

## OILERS PLAYOFF RECORD VS. OPPONENTS

SEASON	SERIES	W	L	PCT.	GP	W	L	PCT.	GF	GA	OT W-L	HOME W-L	AWAY W-L
Anaheim	1	1	0	1.000	5	4	1	.800	16	13	0-0	1-1	3-0
Boston	2	2	0	1.000	9	8	1	.889	38	17	1-0	4-1	4-0
Calgary	5	4	1	.800	30	19	11	.633	132	96	3-3	10-6	9-5
Carolina	1	0	1	.000	7	3	4	.429	16	19	1-0	2-1	1-3
Chicago	4	3	1	.750	20	12	8	.600	102	77	0-1	7-3	5-5
Colorado	2	1	1	.500	12	5	7	.417	30	35	0-2	2-3	3-4
Dallas	8	2	6	.250	42	15	27	.357	104	118	4-5	7-13	8-14
Detroit	3	3	0	1.000	16	12	4	.650	58	43	2-1	7-2	5-2
Los Angeles	7	5	2	.714	36	24	12	.667	154	127	7-2	14-5	10-7
Montreal	1	1	0	1.000	3	3	0	1.000	15	6	0-0	1-0	2-0
NY Islanders	3	1	2	.333	15	6	9	.400	47	58	0-1	4-4	2-5
Philadelphia	3	2	1	.667	15	8	7	.533	49	44	1-2	6-2	2-5
San Jose	1	1	0	1.000	6	4	2	.667	19	12	1-0	3-0	1-2
Vancouver	2	2	0	1.000	9	7	2	.778	35	20	1-0	5-0	2-2
Winnipeg	6	6	0	1.000	26	22	4	.846	120	75	3-1	14-1	8-3
TOTALS	49	34	15	.694	251	152	99	.606	935	760	24-18	87-42	65-57

## OILERS RECORD IN THE STANLEY CUP FINAL

SEASON	SERIES	W	L	PCT.	GP	W	L	PCT.	GF	GA	OT W-L	HOME W-L	AWAY W-L
Boston	2	2	0	1.000	9	8	1	.889	38	17	1-0	4-1	4-0
Carolina	1	0	1	.000	7	3	4	.429	16	19	1-0	2-1	1-3
NY Islanders	2	1	1	.500	9	4	5	.444	27	29	0-0	3-2	1-3
Philadelphia	2	2	0	1.000	12	8	4	.667	43	32	1-0	6-1	2-3
TOTALS	7	5	2	.714	37	23	14	.622	124	97	3-0	15-5	8-9

## 1980 PLAYOFFS

DATE	CITY	RESULTS	WINNING GOAL	WINNING GOALTENDER
April 8	Philadelphia	Philadelphia 4, Edmonton 3*	Clarke	Peeters
April 9	Philadelphia	Philadelphia 5, Edmonton 1	Clarke	Peeters
April 11	Edmonton	Philadelphia 3, Edmonton 2**	Linseman	Myre

\* Bobby Clarke scored at 8:06 overtime

\*\* Ken Linseman scored at 23:56 overtime  
(PHILADELPHIA WON SERIES 3-0)

## 1981 PLAYOFFS

DATE	CITY	RESULTS	WINNING GOAL	WINNING GOALTENDER
April 8	Montreal	Edmonton 6, Montreal 3	Callighen	Moog
April 9	Montreal	Edmonton 3, Montreal 1	Siltanen	Moog
April 11	Edmonton	Edmonton 6, Montreal 2	Gretzky	Moog
(EDMONTON WON SERIES 3-0)				
April 16	Uniondale	NY Islanders 8, Edmonton 2	Tonelli	Smith
April 17	Uniondale	NY Islanders 6, Edmonton 3	D. Potvin	Smith
April 19	Edmonton	Edmonton 5, NY Islanders 2	Hagman	Moog
April 20	Edmonton	NY Islanders 5, Edmonton 4*	Morrow	Melanson
April 22	Uniondale	Edmonton 4, NY Islanders 3	Hagman	Moog
April 24	Edmonton	NY Islanders 5, Edmonton 2	Nystrom	Smith

\* Ken Morrow scored at 5:41 overtime

(NY ISLANDERS WON SERIES 4-2)

## 1982 PLAYOFFS

DATE	CITY	RESULTS	WINNING GOAL	WINNING GOALTENDER
April 7	Edmonton	Los Angeles 10, Edmonton 8	Simmer	Lessard
April 8	Edmonton	Edmonton 3, Los Angeles 2*	Gretzky	Fuhr
April 10	Los Angeles	Los Angeles 6, Edmonton 5**	Evans	Lessard
April 12	Los Angeles	Edmonton 3, Los Angeles 2	Anderson	Fuhr
April 13	Edmonton	Los Angeles 7, Edmonton 4	Nicholls	Lessard

\* Wayne Gretzky scored at 6:20 overtime

\*\* Daryl Evans scored at 2:35 overtime  
(LOS ANGELES WON SERIES 3-2)

## 1983 PLAYOFFS

DATE	CITY	RESULTS	WINNING GOAL	WINNING GOALTENDER
April 6	Edmonton	Edmonton 6, Winnipeg 3	Gretzky	Moog
April 7	Edmonton	Edmonton 4, Winnipeg 3	Messier	Moog
April 9	Winnipeg	Edmonton 4, Winnipeg 3	Linseman	Moog
(EDMONTON WON SERIES 3-0)				
April 14	Edmonton	Edmonton 6, Calgary 3	Hughes	Moog
April 15	Edmonton	Edmonton 5, Calgary 1	Gregg	Moog
April 17	Calgary	Edmonton 10, Calgary 2	Gretzky	Moog
April 18	Calgary	Calgary 6, Edmonton 5	Meredith	Edwards
April 20	Edmonton	Edmonton 9, Calgary 1	Messier	Moog
(EDMONTON WON SERIES 4-1)				
April 24	Edmonton	Edmonton 8, Chicago 4	Gretzky	Moog
April 26	Edmonton	Edmonton 8, Chicago 2	Anderson	Moog
May 1	Chicago	Edmonton 3, Chicago 2	Anderson	Moog
May 3	Chicago	Edmonton 6, Chicago 3	Pouzar	Moog
(EDMONTON WON SERIES 4-0)				
May 10	Edmonton	NY Islanders 2, Edmonton 0	D. Sutter	Smith
May 12	Edmonton	NY Islanders 6, Edmonton 3	Bourne	Smith
May 14	Uniondale	NY Islanders 5, Edmonton 1	Bourne	Smith
May 17	Uniondale	NY Islanders 4, Edmonton 2	Bossy	Smith
(NY ISLANDERS WON SERIES 4-0)				



## 1984 PLAYOFFS

DATE	CITY	RESULTS	WINNING GOAL	WINNING GOALTENDER
April 4	Edmonton	Edmonton 9, Winnipeg 2	Coffey	Fuhr
April 5	Edmonton	Edmonton 5, Winnipeg 4*	Gregg	Fuhr
April 7	Winnipeg	Edmonton 4, Winnipeg 1	Semenko	Fuhr
* Randy Gregg scored at 0:21 overtime (EDMONTON WON SERIES 3-0)				
April 12	Edmonton	Edmonton 5, Calgary 2	Gretzky	Fuhr
April 13	Edmonton	Calgary 6, Edmonton 5*	Wilson	Edwards
April 15	Calgary	Edmonton 3, Calgary 2	Pouzar	Fuhr
April 16	Calgary	Edmonton 5, Calgary 3	Messier	Fuhr
April 18	Edmonton	Calgary 5, Edmonton 4	Eaves	Lemelin
April 20	Calgary	Calgary 5, Edmonton 4**	McDonald	Lemelin
April 22	Edmonton	Edmonton 7, Calgary 4	Linseman	Moog
* Carey Wilson scored at 3:42 overtime ** Lanny McDonald scored at 1:04 overtime (EDMONTON WON SERIES 4-3)				
April 24	Edmonton	Edmonton 7, Minnesota 1	Gretzky	Fuhr
April 26	Edmonton	Edmonton 4, Minnesota 3	Gretzky	Moog
April 28	Minnesota	Edmonton 8, Minnesota 5	Linseman	Moog
May 1	Minnesota	Edmonton 3, Minnesota 1	Linseman	Fuhr
(EDMONTON WON SERIES 4-0)				
May 10	Uniondale	Edmonton 1, NY Islanders 0	McClelland	Fuhr
May 12	Uniondale	NY Islanders 6, Edmonton 1	Gilbert	Smith
May 15	Edmonton	Edmonton 7, NY Islanders 2	Anderson	Fuhr
May 17	Edmonton	Edmonton 7, NY Islanders 2	Messier	Moog
May 19	Edmonton	Edmonton 5, NY Islanders 2	Linseman	Moog
(EDMONTON WON SERIES 4-1)				

## 1985 PLAYOFFS

DATE	CITY	RESULTS	WINNING GOAL	WINNING GOALTENDER
April 10	Edmonton	Edmonton 3, Los Angeles 2*	Fogolin	Fuhr
April 11	Edmonton	Edmonton 4, Los Angeles 2	Krushelnyski	Fuhr
April 13	Los Angeles	Edmonton 4, Los Angeles 3**	Anderson	Fuhr
* Lee Fogolin scored at 3:01 overtime ** Glenn Anderson scored at 0:46 overtime (EDMONTON WON SERIES 3-0)				
April 18	Edmonton	Edmonton 4, Winnipeg 2	Coffey	Fuhr
April 20	Edmonton	Edmonton 5, Winnipeg 2	Coffey	Fuhr
April 23	Winnipeg	Edmonton 5, Winnipeg 4	Gretzky	Fuhr
April 25	Winnipeg	Edmonton 8, Winnipeg 3	Kurri	Fuhr
(EDMONTON WON SERIES 4-0)				
May 4	Edmonton	Edmonton 11, Chicago 2	Coffey	Fuhr
May 7	Edmonton	Edmonton 7, Chicago 3	Kurri	Fuhr
May 9	Chicago	Chicago 5, Edmonton 2	Darryl Sutter	Bannerman
May 12	Chicago	Chicago 8, Edmonton 6	Larmer	Bannerman
May 14	Edmonton	Edmonton 10, Chicago 5	Gretzky	Fuhr
May 16	Chicago	Edmonton 8, Chicago 2	Messier	Fuhr
(EDMONTON WON SERIES 4-2)				
May 21	Philadelphia	Philadelphia 4, Edmonton 1	Ron Sutter	Lindbergh
May 23	Philadelphia	Edmonton 3, Philadelphia 1	Lindstrom	Fuhr
May 25	Edmonton	Edmonton 4, Philadelphia 3	Krushelnyski	Fuhr
May 28	Edmonton	Edmonton 5, Philadelphia 3	Gretzky	Fuhr
May 30	Edmonton	Edmonton 8, Philadelphia 3	Coffey	Fuhr
(EDMONTON WON SERIES 4-1)				

## 1986 PLAYOFFS

DATE	CITY	RESULTS	WINNING GOAL	WINNING GOALTENDER
April 9	Edmonton	Edmonton 7, Vancouver 3	Krushelnyski	Fuhr
April 10	Edmonton	Edmonton 5, Vancouver 1	Gretzky	Moog
April 12	Vancouver	Edmonton 5, Vancouver 1	Krushelnyski	Fuhr
(EDMONTON WON SERIES 3-0)				

DATE	CITY	RESULTS	WINNING GOAL	WINNING GOALTENDER
April 18	Edmonton	Calgary 4, Edmonton 1	Suter	Vernon
April 20	Edmonton	Edmonton 6, Calgary 5*	Anderson	Fuhr
April 22	Calgary	Calgary 3, Edmonton 2	Otto	Vernon
April 24	Calgary	Edmonton 7, Calgary 4	Gretzky	Fuhr
April 26	Edmonton	Calgary 4, Edmonton 1	McDonald	Vernon
April 28	Calgary	Edmonton 5, Calgary 2	Anderson	Fuhr
April 30	Edmonton	Calgary 3, Edmonton 2	Berezan	Vernon

\* Glenn Anderson scored at 1:04 overtime  
(CALGARY WON SERIES 4-3)

## 1987 PLAYOFFS

DATE	CITY	RESULTS	WINNING GOAL	WINNING GOALTENDER
April 8	Edmonton	Los Angeles 5, Edmonton 2	Williams	Melanson
April 9	Edmonton	Edmonton 13, Los Angeles 3	Gregg	Moog
April 11	Los Angeles	Edmonton 6, Los Angeles 5	Kurri	Moog
April 12	Los Angeles	Edmonton 6, Los Angeles 3	Tikkanen	Fuhr
April 14	Edmonton (EDMONTON WON SERIES 4-1)	Edmonton 5, Los Angeles 4	Anderson	Fuhr
April 21	Edmonton	Edmonton 3, Winnipeg 2*	Anderson	Fuhr
April 23	Edmonton	Edmonton 5, Winnipeg 3	Lemay	Fuhr
April 25	Winnipeg	Edmonton 5, Winnipeg 2	Kurri	Fuhr
April 27	Winnipeg	Edmonton 4, Winnipeg 2	Ruotsalainen	Fuhr

\* Glenn Anderson scored at 0:36 overtime  
(EDMONTON WON SERIES 4-0)

May 5	Edmonton	Detroit 3, Edmonton 1	Kocur	Stefan
May 7	Edmonton	Edmonton 4, Detroit 1	Kurri	Fuhr
May 9	Detroit	Edmonton 2, Detroit 1	McSorley	Fuhr
May 11	Detroit	Edmonton 3, Detroit 2	Krushelnyski	Fuhr
May 13	Edmonton (EDMONTON WON SERIES 4-1)	Edmonton 6, Detroit 3	Messier	Fuhr
May 17	Edmonton	Edmonton 4, Philadelphia 2	Coffey	Fuhr
May 20	Edmonton	Edmonton 3, Philadelphia 2*	Kurri	Fuhr
May 22	Philadelphia	Philadelphia 5, Edmonton 3	McCrimmon	Hextall
May 24	Philadelphia	Edmonton 4, Philadelphia 1	Lowe	Fuhr
May 26	Edmonton	Philadelphia 4, Edmonton 3	Tocchet	Hextall
May 28	Philadelphia	Philadelphia 3, Edmonton 2	Daigneault	Hextall
May 31	Edmonton	Edmonton 3, Philadelphia 1	Kurri	Fuhr

\* Jari Kurri scored at 6:50 overtime  
(EDMONTON WON SERIES 4-3)

## 1988 PLAYOFFS

DATE	CITY	RESULTS	WINNING GOAL	WINNING GOALTENDER
April 6	Edmonton	Edmonton 7, Winnipeg 4	Simpson	Fuhr
April 7	Edmonton	Edmonton 3, Winnipeg 2	Simpson	Fuhr
April 9	Winnipeg	Winnipeg 6, Edmonton 4	Gilhen	Berthiaume
April 10	Winnipeg	Edmonton 5, Winnipeg 3	Lacombe	Fuhr
April 12	Edmonton (EDMONTON WON SERIES 4-1)	Edmonton 6, Winnipeg 2	Kurri	Fuhr
April 19	Calgary	Edmonton 3, Calgary 1	Kurri	Fuhr
April 21	Calgary	Edmonton 5, Calgary 4*	Gretzky	Fuhr
April 23	Edmonton	Edmonton 4, Calgary 2	Anderson	Fuhr
April 25	Edmonton	Edmonton 6, Calgary 4	Hannan	Fuhr

\* Wayne Gretzky scored at 7:54 of overtime.  
(EDMONTON WON SERIES 4-0)

May 3	Edmonton	Edmonton 4, Detroit 1	Gregg	Fuhr
May 5	Edmonton	Edmonton 5, Detroit 3	Simpson	Fuhr
May 7	Detroit	Detroit 5, Edmonton 2	Probert	Hanlon
May 9	Detroit	Edmonton 4, Detroit 3*	Kurri	Fuhr
May 11	Edmonton	Edmonton 8, Detroit 4	Acton	Fuhr

\* Jari Kurri scored at 11:02 of overtime.  
(EDMONTON WON SERIES 4-1)



DATE	CITY	RESULTS
May 18	Edmonton	Edmonton 2, Boston 1
May 20	Edmonton	Edmonton 4, Boston 2
May 22	Boston	Edmonton 6, Boston 3
May 24	Boston	Edmonton 3, Boston 3*
May 26	Edmonton	Edmonton 6, Boston 3

\* Game cancelled due to power failure.  
(EDMONTON WON SERIES 4-0)

WINNING GOAL
Acton
Gretzky
Tikkanen
—
Gretzky

WINNING GOALTENDER
Fuhr
Fuhr
Fuhr
—
Fuhr

## 1989 PLAYOFFS

DATE	CITY	RESULTS
April 5	Los Angeles	Edmonton 4, Los Angeles 3
April 6	Los Angeles	Los Angeles 5, Edmonton 2
April 8	Edmonton	Edmonton 4, Los Angeles 0
April 9	Edmonton	Edmonton 4, Los Angeles 3
April 11	Los Angeles	Los Angeles 4, Edmonton 2
April 13	Edmonton	Los Angeles 4, Edmonton 1
April 15	Los Angeles	Los Angeles 6, Edmonton 3

(LOS ANGELES WON SERIES 4-3)

WINNING GOAL
Simpson
Kontos
Carson
Smith
Robitaille
Wiemer
Nicholls

WINNING GOALTENDER
Fuhr
Hrudey
Fuhr
Fuhr
Hrudey
Hrudey
Hrudey

## 1990 PLAYOFFS

DATE	CITY	RESULTS
April 4	Edmonton	Winnipeg 7, Edmonton 5
April 6	Edmonton	Edmonton 3, Winnipeg 2*
April 8	Winnipeg	Winnipeg 2, Edmonton 1
April 10	Winnipeg	Winnipeg 4, Edmonton 3**
April 12	Edmonton	Edmonton 4, Winnipeg 3
April 14	Winnipeg	Edmonton 4, Winnipeg 3
April 16	Edmonton	Edmonton 4, Winnipeg 1

\* Mark Lamb scored at 4:21 of overtime.

\*\* Dave Ellett scored at 21:08 of overtime.

(EDMONTON WON SERIES 4-3)

DATE	CITY	RESULTS
April 18	Edmonton	Edmonton 7, Los Angeles 0
April 20	Edmonton	Edmonton 6, Los Angeles 1
April 22	Los Angeles	Edmonton 5, Los Angeles 4
April 24	Los Angeles	Edmonton 6, Los Angeles 5*

\* Joe Murphy scored at 4:42 of overtime.

(EDMONTON WON SERIES 4-0)

DATE	CITY	RESULTS
May 2	Edmonton	Edmonton 5, Chicago 2
May 4	Edmonton	Chicago 4, Edmonton 3
May 6	Chicago	Chicago 5, Edmonton 1
May 8	Chicago	Edmonton 4, Chicago 2
May 10	Edmonton	Edmonton 4, Chicago 3
May 12	Chicago	Edmonton 8, Chicago 4

(EDMONTON WON SERIES 4-2)

DATE	CITY	RESULTS
May 15	Boston	Edmonton 3, Boston 2*
May 18	Boston	Edmonton 7, Boston 2
May 20	Edmonton	Boston 2, Edmonton 1
May 22	Edmonton	Edmonton 5, Boston 1
May 24	Boston	Edmonton 4, Boston 1

\* Petr Klima scored at 55:13 of overtime.

(EDMONTON WON SERIES 4-1)

WINNING GOAL
Ashton
Lamb
Hawerchuk
Ellett
Messier
Kurri
Lamb

WINNING GOALTENDER
Essensa
Ranford
Essensa
Essensa
Ranford
Ranford
Ranford

Anderson
Simpson
Graves
Murphy

Ranford
Ranford
Ranford
Ranford

S. Smith
Wilson
Larmer
Simpson
Kurri
Murphy

Ranford
Millen
Millen
Ranford
Ranford
Ranford

Klima
Kurri
Johnston
Anderson
Simpson

Ranford
Ranford
Moog
Ranford
Ranford

## 1991 PLAYOFFS

DATE	CITY	RESULTS
April 4	Calgary	Edmonton 3, Calgary 1
April 6	Calgary	Calgary 3, Edmonton 1
April 8	Edmonton	Edmonton 4, Calgary 3
April 10	Edmonton	Edmonton 5, Calgary 2
April 12	Calgary	Calgary 5, Edmonton 3
April 14	Edmonton	Calgary 2, Edmonton 1*
April 16	Calgary	Edmonton 5, Calgary 4**

\* Theoren Fleury scored at 4:40 of overtime.

\*\* Esa Tikkanen scored at 6:58 of overtime.

(EDMONTON WON SERIES 4-3)

WINNING GOAL
Klima
Gilmour
Murphy
Tikkanen
Nattress
Fleury
Tikkanen

WINNING GOALTENDER
Fuhr
Vernon
Fuhr
Fuhr
Vernon
Vernon
Fuhr

DATE	CITY	RESULTS	WINNING GOAL	WINNING GOALTENDER
April 18	Los Angeles	Los Angeles 4, Edmonton 3*	Robitaille	Hrudey
April 20	Los Angeles	Edmonton 4, Los Angeles 3**	Klima	Fuhr
April 22	Edmonton	Edmonton 4, Los Angeles 3***	Tikkanen	Fuhr
April 24	Edmonton	Edmonton 4, Los Angeles 2	Gelinas	Fuhr
April 26	Los Angeles	Los Angeles 5, Edmonton 2	Robitaille	Hrudey
April 28	Edmonton	Edmonton 4, Los Angeles 3****	MacTavish	Ranford

\* Luc Robitaille scored at 2:13 of overtime.

\*\* Petr Klima scored at 24:48 of overtime.

\*\*\* Esa Tikkanen scored at 20:48 of overtime.

\*\*\*\* Craig MacTavish scored at 16:57 of overtime.

(EDMONTON WON SERIES 4-2)

May 2	Edmonton	Minnesota 3, Edmonton 1	Gagner	Casey
May 4	Edmonton	Edmonton 7, Minnesota 2	Klima	Fuhr
May 6	Minnesota	Minnesota 7, Edmonton 3	B. Smith	Casey
May 8	Minnesota	Minnesota 5, Edmonton 1	Modano	Casey
May 10	Edmonton	Minnesota 3, Edmonton 2	B. Smith	Casey

(MINNESOTA WON SERIES 4-1)

## 1992 PLAYOFFS

DATE	CITY	RESULTS	WINNING GOAL	WINNING GOALTENDER
April 18	Los Angeles	Edmonton 3, Los Angeles 1	Glynn	Ranford
April 20	Los Angeles	Los Angeles 8, Edmonton 5	Huddy	Hrudey
April 22	Edmonton	Edmonton 4, Los Angeles 3	Nicholls	Ranford
April 24	Edmonton	Los Angeles 4, Edmonton 3	Robitaille	Hrudey
April 26	Los Angeles	Edmonton 5, Los Angeles 2	Tikkanen	Ranford
April 28	Edmonton	Edmonton 3, Los Angeles 0	BeraneK	Ranford

(EDMONTON WON SERIES 4-2)

May 3	Vancouver	Edmonton 4, Vancouver 3*	Murphy	Ranford
May 4	Vancouver	Vancouver 4, Edmonton 0	CourtNall	McLean
May 6	Edmonton	Edmonton 5, Vancouver 2	Murphy	Ranford
May 8	Edmonton	Edmonton 3, Vancouver 2	Mellanby	Ranford
May 10	Vancouver	Vancouver 4, Edmonton 3	Ronning	McLean
May 12	Edmonton	Edmonton 3, Vancouver 0	MacTavish	Ranford

\* Joe Murphy scored at 8:36 of overtime.

(EDMONTON WON SERIES 4-2)

May 16	Chicago	Chicago 8, Edmonton 2	Peluso	Belfour
May 18	Chicago	Chicago 4, Edmonton 2	Goulet	Belfour
May 20	Edmonton	Chicago 4, Edmonton 3*	Roenick	Belfour
May 22	Edmonton	Chicago 5, Edmonton 1	Roenick	Belfour

\* Jeremy Roenick scored at 2:45 of overtime.

(CHICAGO WON SERIES 4-0)

## 1997 PLAYOFFS

DATE	CITY	RESULTS	WINNING GOAL	WINNING GOALTENDER
April 16	Dallas	Dallas 5, Edmonton 3	Modano	Moog
April 18	Dallas	Edmonton 4, Dallas 0	Grier	Joseph
April 20	Edmonton	Edmonton 4, Dallas 3*	Buchberger	Joseph
April 22	Edmonton	Dallas 4, Edmonton 3	Langenbrunner	Moog
April 25	Dallas	Edmonton 1, Dallas 0**	Smyth	Joseph
April 27	Edmonton	Dallas 3, Edmonton 2	Modano	Moog
April 29	Dallas	Edmonton 4, Dallas 3***	Marchant	Joseph

\*\*\* Kelly Buchberger scored at 9:15 of overtime.

\*\* Ryan Smyth scored at 20:22 of overtime.

\*\*\* Todd Marchant scored at 12:26 of overtime.

(EDMONTON WON SERIES 4-3)

May 2	Denver	Colorado 5, Edmonton 1	Lemieux	Roy
May 4	Denver	Colorado 4, Edmonton 1	Kamensky	Roy
May 7	Edmonton	Edmonton 4, Colorado 3	Smyth	Joseph
May 9	Edmonton	Colorado 3, Edmonton 2*	Lemieux	Roy
May 11	Denver	Colorado 4, Edmonton 3	Deadmarsh	Roy

\*\*\* Claude Lemieux scored at 8:35 of overtime.

(COLORADO WON SERIES 4-1)





## 1998 PLAYOFFS

DATE	CITY	RESULTS	WINNING GOAL	WINNING GOALTENDER
April 22	Denver	Edmonton 3, Colorado 2	Mironov	Joseph
April 24	Denver	Colorado 5, Edmonton 2	Sakic	Roy
April 26	Edmonton	Colorado 5, Edmonton 4*	Sakic	Roy
April 28	Edmonton	Colorado 3, Edmonton 1	Lemieux	Roy
April 30	Denver	Edmonton 3, Colorado 1	Grier	Joseph
May 2	Edmonton	Edmonton 2, Colorado 0	Berehowsky	Joseph
May 4	Denver	Edmonton 4, Colorado 0	Niinimaa	Joseph
***Joe Sakic scored at 15:25 of overtime. (EDMONTON WON SERIES 4-3)				
May 7	Dallas	Dallas 3, Edmonton 1	Zubov	Belfour
May 9	Dallas	Edmonton 2, Dallas 0	Weight	Joseph
May 11	Edmonton	Dallas 1, Edmonton 0*	Hogue	Belfour
May 13	Edmonton	Dallas 3, Edmonton 1	Hogue	Belfour
May 16	Dallas	Dallas 2, Edmonton 1	Adams	Belfour
***Benoit Hogue scored at 13:07 of overtime. (DALLAS WON SERIES 4-1)				

## 1999 PLAYOFFS

DATE	CITY	RESULTS	WINNING GOAL	WINNING GOALTENDER
April 21	Dallas	Dallas 2, Edmonton 1	Carbonneau	Belfour
April 23	Dallas	Dallas 3, Edmonton 2	Langenbrunner	Belfour
April 25	Edmonton	Dallas 3, Edmonton 2	Nieuwendyk	Belfour
April 27	Edmonton	Dallas 3, Edmonton 2*	Nieuwendyk	Belfour
***Joe Nieuwendyk scored at 57:34 of overtime. (DALLAS WON SERIES 4-0)				

## 2000 PLAYOFFS

DATE	CITY	RESULTS	WINNING GOAL	WINNING GOALTENDER
April 12	Dallas	Dallas 2, Edmonton 1	Lyashenko	Belfour
April 13	Dallas	Dallas 3, Edmonton 0	Muller	Belfour
April 16	Edmonton	Edmonton 5, Dallas 2	Weight	Salo
April 18	Edmonton	Dallas 4, Edmonton 3	Carbonneau	Belfour
April 21	Dallas	Dallas 3, Edmonton 2	Hull	Belfour
(DALLAS WON SERIES 4-1)				

## 2001 PLAYOFFS

DATE	CITY	RESULTS	WINNING GOAL	WINNING GOALTENDER
April 11	Dallas	Dallas 2, Edmonton 1*	Langenbrunner	Belfour
April 14	Dallas	Edmonton 4, Dallas 3	Carter	Salo
April 15	Edmonton	Dallas 3, Edmonton 2**	Hogue	Belfour
April 17	Edmonton	Edmonton 2, Dallas 1***	M. Comrie	Salo
April 19	Dallas	Dallas 4, Edmonton 3****	Muller	Belfour
April 21	Edmonton	Dallas 3, Edmonton 1	Nieuwendyk	Belfour
* Jamie Langenbrunner scored at 2:08 of overtime. ** Benoit Hogue scored at 19:48 of overtime. *** Mike Comrie scored at 17:19 of overtime. **** Kirk Muller scored at 8:01 of overtime. (DALLAS WON SERIES 4-2)				

## 2003 PLAYOFFS

DATE	CITY	RESULTS	WINNING GOAL	WINNING GOALTENDER
April 9	Dallas	Edmonton 2, Dallas 1	Horcoff	Salo
April 11	Dallas	Dallas 6, Edmonton 1	Young	Turco
April 13	Edmonton	Edmonton 3, Dallas 2	Dvorak	Salo
April 15	Edmonton	Dallas 3, Edmonton 1	Barnes	Turco
April 17	Dallas	Dallas 5, Edmonton 2	Modano	Turco
April 19	Edmonton	Dallas 3, Edmonton 2	Modano	Turco
(DALLAS WON SERIES 4-2)				

## 2006 PLAYOFFS

DATE	CITY	RESULTS	WINNING GOAL	WINNING GOALTENDER
April 21	Detroit	Detroit 3, Edmonton 2*	Maltby	Legace
April 23	Detroit	Edmonton 4, Detroit 2	Winchester	Roloson
April 25	Edmonton	Edmonton 4, Detroit 3**	Stoll	Roloson
April 27	Edmonton	Detroit 4, Edmonton 2	Lidstrom	Legace
April 29	Detroit	Edmonton 3, Detroit 2	Horcoff	Roloson
May 1	Edmonton	Edmonton 4, Detroit 3	Hemsky	Roloson
***Kirk Maltby scored at 22:39 of overtime.				
** Jarret Stoll scored at 28:44 of overtime.				
(EDMONTON WON SERIES 4-2)				
May 7	San Jose	San Jose 2, Edmonton 1	Ehrhoff	Toskala
May 8	San Jose	San Jose 2, Edmonton 1	J. Thornton	Toskala
May 10	Edmonton	Edmonton 3, San Jose 2*	Horcoff	Roloson
May 12	Edmonton	Edmonton 6, San Jose 3	J. Smith	Roloson
May 14	San Jose	Edmonton 6, San Jose 3	Pisani	Roloson
May 17	Edmonton	Edmonton 2, San Jose 0	Peca	Roloson
***Shawn Horcoff scored at 42:24 of overtime.				
(EDMONTON WON SERIES 4-2)				
May 19	Anaheim	Edmonton 3, Anaheim 1	Hemsky	Roloson
May 21	Anaheim	Edmonton 3, Anaheim 1	Pisani	Roloson
May 23	Edmonton	Edmonton 5, Anaheim 4	Pisani	Roloson
May 25	Edmonton	Anaheim 6, Edmonton 3	Salei	Giguere
May 27	Anaheim	Edmonton 2, Anaheim 1	Torres	Roloson
(EDMONTON WON SERIES 4-1)				
June 5	Raleigh	Carolina 5, Edmonton 4	Brind'Amour	Ward
June 7	Raleigh	Carolina 5, Edmonton 0	Ladd	Ward
June 10	Edmonton	Edmonton 2, Carolina 1	Smyth	Markkanen
June 12	Edmonton	Carolina 2, Edmonton 1	Recchi	Ward
June 14	Raleigh	Edmonton 4, Carolina 3*	Pisani	Markkanen
June 17	Edmonton	Edmonton 4, Carolina 0	Pisani	Markkanen
June 19	Raleigh	Carolina 3, Edmonton 1	Kaberle	Ward
***Fernando Pisani scored at 3:31 of overtime.				
(CAROLINA WON SERIES 4-3)* Ken Morrow scored at 5:41 overtime				
(NY ISLANDERS WON SERIES 4-2)				



## EDMONTON OILERS CAREER PLAYOFF SCORING 1979-80 TO 2011-12

PLAYER	GP	G	A	PTS	PIM	PP	SH	WG	OT	HT	ENG
1. Wayne Gretzky	120	81	171	252	56	22	9	16	2	7	6
2. Mark Messier	166	80	135	215	175	16	11	7	0	3	0
3. Jari Kurri	146	92	110	202	101	22	7	13	2	7	4
4. Glenn Anderson	164	81	102	183	314	22	0	12	3	2	2
5. Paul Coffey	94	36	67	103	167	11	3	6	0	0	0
6. Esa Tikkanen	114	51	46	97	171	12	2	6	2	3	3
7. Charlie Huddy	138	16	61	77	104	5	1	0	0	0	0
8. Craig Simpson	67	36	32	68	56	11	0	7	0	0	0
9. Kevin Lowe	172	9	43	52	156	0	2	1	0	0	0
10. Randy Gregg	130	13	37	50	121	2	1	4	1	0	0
11. Joe Murphy	53	16	29	45	42	5	0	5	2	1	0
12. Ryan Smyth	68	22	21	43	76	8	2	3	1	0	0
13. Dave Hunter	105	16	24	40	211	1	1	0	0	0	1
14. Mike Krushelnyksi	68	16	23	39	68	3	0	5	0	0	1
Steve Smith	87	10	29	39	216	2	1	2	0	0	0
16. Craig MacTavish	113	13	24	37	143	1	1	2	1	0	0
17. Doug Weight	39	10	23	33	58	4	0	2	0	0	0
18. Pat Hughes	55	7	23	30	52	0	0	1	0	0	0
19. Ken Linseman	37	16	13	29	87	4	1	5	0	0	0
Willy Lindstrom	53	12	27	29	22	4	0	1	0	0	0
21. Kevin McClelland	93	10	17	27	276	0	0	1	0	0	0
22. Mark Lamb	59	7	19	26	40	1	0	2	1	0	0
23. Kelly Buchberger	78	9	15	24	116	0	0	1	1	0	0
24. Petr Klima	60	13	10	23	36	2	0	4	2	1	0
SHAWN HORCOFF	35	10	13	23	18	1	1	3	1	0	0
26. Chris Pronger	24	5	16	21	26	3	0	0	0	0	0
27. Reijo Ruotsalainen	43	4	16	20	22	2	0	1	0	0	0
28. FERNANDO PISANI	30	15	4	19	12	3	1	5	1	0	0
Bernie Nicholls	16	8	11	19	25	4	0	1	0	0	1
Kent Nilsson	21	6	13	19	6	2	0	0	0	0	2
31. Martin Gelas	53	6	12	18	41	0	0	1	0	0	0
Lee Fogolin	78	5	13	18	115	0	1	1	1	0	0
33. Adam Graves	40	7	10	17	39	0	0	1	0	0	0
ALES HEMSKY	30	6	11	17	14	4	0	2	0	0	0
Rem Murray	62	5	12	17	18	1	0	0	0	0	1

## EDMONTON OILERS ALL-TIME PLAYOFF THREE-OR-MORE GOAL GAMES

TOTAL: 26 (20 3-Goal Games, 6 4-Goal Games)

NOTE: In the NO column, the first number indicates the number of hat tricks scored in that season and the second number indicates the player's career total.

PLAYER	NO	GOALS	DATE	OPPONENT	GOALTENDER(S)
<b>1979-80 (0; None)</b>					
<b>1980-81 (2; 2 3-Goal Games)</b>					
1. Wayne Gretzky	1-1	3	April 11, 1981	vs Montreal	Richard Sevigny
2. Wayne Gretzky	2-2	3	April 19, 1981	vs NY Islanders	Billy Smith
<b>1982 (0; None)</b>					
<b>1983 (6; 2 3-Goal Games, 4 4-Goal Games)</b>					
3. Wayne Gretzky	1-3	4	April 6, 1983	vs Winnipeg	Brian Hayward
4. Mark Messier	1-1	4	April 14, 1983	vs Calgary	Reggie Lemelin
5. Wayne Gretzky	2-4	4	April 17, 1983	at Calgary	Reggie Lemelin
6. Mark Messier	2-2	3	April 17, 1983	at Calgary	Reggie Lemelin (1), Don Edwards (2)
7. Glenn Anderson	1-1	4	April 26, 1983	vs Chicago	Murray Bannerman
8. Mark Messier	3-3	3	April 26, 1983	vs Chicago	Murray Bannerman
<b>1984 (1; 1 3-Goal Game)</b>					
9. Jari Kurri	1-1	3	April 4, 1984	vs Winnipeg	Doug Soetaert (1), Mike Veisor (2)
<b>1985 (6; 5 3-Goal Games, 1 4-Goal Games)</b>					
10. Wayne Gretzky	1-5	3	April 25, 1985	at Winnipeg	Brian Hayward (2), Marc Behrend (1)
11. Jari Kurri	1-2	3	April 25, 1985	at Winnipeg	Brian Hayward (2), Marc Behrend (1)
12. Jari Kurri	2-3	3	May 7, 1985	vs Chicago	Murray Bannerman
13. Jari Kurri	3-4	3	May 14, 1985	vs Chicago	Murray Bannerman
14. Jari Kurri	4-5	4	May 16, 1985	at Chicago	Murray Bannerman
15. Wayne Gretzky	2-6	3	May 25, 1985	vs Philadelphia	Pelle Lindbergh
<b>1986 (1; 1 3-Goal Game)</b>					
16. Wayne Gretzky	1-7	3	April 24, 1986	at Calgary	Mike Vernon
<b>1987 (1; 1 4-Goal Game)</b>					
17. Jari Kurri	1-6	4	April 9, 1987	vs Los Angeles	Rollie Melanson (2), ENG (2)
<b>1988 (2; 2 3-Goal Games)</b>					
18. Glenn Anderson	1-2	3	April 6, 1988	vs Winnipeg	Daniel Berthiaume
19. Esa Tikkanen	1-1	3	May 22, 1988	at Boston	Reggie Lemelin
<b>1989 (0; None)</b>					
<b>1990 (1; 1 3-Goal Game)</b>					
20. Jari Kurri	1-7	3	May 18, 1990	at Boston	Andy Moog (2), Reggie Lemelin (1)
<b>1991 (2; 2 3-Goal Games)</b>					
21. Esa Tikkanen	1-2	3	April 16, 1991	at Calgary	Mike Vernon
22. Petr Klima	1-1	3	May 4, 1991	vs Minnesota	Jon Casey
<b>1992 (2; 2 3-Goal Games)</b>					
23. Esa Tikkanen	1-3	3	April 26, 1992	at Los Angeles	Kelly Hruby
24. Joe Murphy	1-1	3	May 6, 1992	vs Vancouver	Kirk McLean
<b>1993 (0; Did not qualify for playoffs.)</b>					
<b>1994 (0; Did not qualify for playoffs.)</b>					
<b>1995 (0; Did not qualify for playoffs.)</b>					
<b>1996 (0; Did not qualify for playoffs.)</b>					
<b>1997 (0; None)</b>					
<b>1998 (0; None)</b>					
<b>1999 (0; None)</b>					
<b>2000 (2; 2 3-Goal Games)</b>					
25. Doug Weight	1-1	3	April 16, 2000	vs Dallas	Ed Belfour
26. Bill Guerin	1-1	3	April 18, 2000	vs Dallas	Ed Belfour
<b>2001 (0; None)</b>					
<b>2002 (0; Did not qualify for playoffs.)</b>					
<b>2003 (0; None)</b>					
<b>2004 (0; Did not qualify for playoffs.)</b>					
<b>2006 (0; None)</b>					
<b>2007 (0; Did not qualify for playoffs.)</b>					
<b>2008 (0; Did not qualify for playoffs.)</b>					
<b>2009 (0; Did not qualify for playoffs.)</b>					
<b>2010 (0; Did not qualify for playoffs.)</b>					
<b>2011 (0; Did not qualify for playoffs.)</b>					
<b>2012 (0; Did not qualify for playoffs.)</b>					



## ALL-TIME PLAYOFF GOAL SCORING BREAKDOWN

### POWERPLAY GOALS

Anderson, Gretzky, Kurri 22; Messier 16; Tikkanen 12; Coffey, Simpson 11; Smyth 8; Guerin, Huddy, Murphy, Pisani 5; Hemsy, Lidstrom, Linseman, Nicholls, Weight 4; Kovalenko, Krushelynski, Mironov, Pronger, Siltanen 3; Bergeron, Gregg, Jonsson, Klima, Nilsson, Ruotsalainen, S. Smith, Spacek, Stoll 2; Arnott, Beranek, Brewer, Callighen, Carson, Carter, Cleary, M. Comrie, Dampousse, Glynn, Grier, Horcoff, Hunter, Lamb, Lumley, MacTavish, Manson, Mellanby, Murray, Napier, Pouzar, Reasoner, Samsonov, Staios, Torres 1.

TOTAL: 220

### SHORTHANDED GOALS

Messier 11; Gretzky 9; Kurri 7; Coffey, Marchant 3; Lowe, Smyth, Tikkanen 2; Fogolin, Gregg, Horcoff, Huddy, Hunter, Linseman, MacTavish, Pisani, S. Smith 1.

TOTAL: 48

### GAME WINNING GOALS

Gretzky 16; Kurri 13; Anderson 12; Messier, Simpson 7; Coffey, Tikkanen 6; Krushelnyski, Linseman, Murphy 5; Gregg, Klima 4; Horcoff,

Smyth 3; Acton, Grier, Hagman, Hemsy, Lamb, MacTavish, Pouzar, S. Smith, Weight 2; Beranek, Berehowsky, Buchberger, Callighen, Carson, Carter, M. Comrie, Dvorak, Fogolin, Gelinas, Glynn, Graves, Hannan, P. Hughes, Lacombe, Lemay, Lindstrom, Lowe, Marchant, McClelland, McSorley, Mellanby, Mironov, Niinimaa, Nicholls, Peca, Ruotsalainen, Semenko, Siltanen, J. Smith, Stoll, Torres, Winchester 1.

TOTAL: 152

### OVERTIME GOALS

Anderson 3; Gretzky, Klima, Kurri, Murphy, Tikkanen 2; Buchberger, M. Comrie, Fogolin, Gregg, Horcoff, Lamb, MacTavish, Marchant, Pisani, Smyth, Stoll 1.

TOTAL: 24

### EMPTY NET GOALS

Gretzky 6; Kurri 4; Tikkanen 3; Anderson, Nilsson 2; Callighen, Glynn, Grier, Harvey, Hunter, Krushelnyski, Lumley, Murray, Nicholls, Peca, Pouzar, Stoll 1.

TOTAL: 29

## EDMONTON OILERS ALL-TIME PLAYOFF GOALTENDING RECORDS 1979-80 TO 2011-12

GOALTENDER	GP	MINS	GA	EN	SO	GAA	RECORD	PCT.
Eldon Reddick	1	2	0	0	0	0.00	0-0	—
Bob Essensa	1	27	1	0	0	2.22	0-0	—
Jussi Markkanen	7	374	14	1	1	2.25	3-3	.500
Dwayne Roloson	18	1160	45	1	1	2.33	12-5	.706
Curtis Joseph	24	1483	59	2	5	2.39	10-14	.417
Tommy Salo	21	1342	58	2	0	2.59	5-16	.238
Bill Ranford	41	2445	118	1	3	2.90	25-16	.610
Ron Tugnutt	2	60	3	0	0	3.00	0-0	—
Grant Fuhr	111	6258	330	9	2	3.03	74-32	.698
Andy Moog	37	1938	101	3	0	3.13	23-9	.719
Ron Low	3	212	12	0	0	3.40	0-3	.000
Gary Edwards	1	20	2	0	0	6.00	0-0	—
Ty Conklin	1	6	1	0	0	10.00	0-1	.000
<b>TOTALS</b>	<b>251</b>	<b>15596</b>	<b>760</b>	<b>19</b>	<b>12</b>	<b>2.92</b>	<b>152-99</b>	<b>.606</b>

**NOTE:** The team totals and individual totals do not coincide due to the cancelled game of May 24, 1988 at Boston. Individual statistics for that game were counted in the players' totals but not in team totals.

## EDMONTON OILERS NATIONAL HOCKEY LEAGUE PLAYOFF "FIRSTS"

### FIRST GOAL:

AWAY – Dave Lumley, 1st pd. 14:09,  
Apr. 8/80, at Philadelphia  
HOME – Wayne Gretzky, 1st pd. 15:55,  
Apr. 11/80, vs Philadelphia

### FIRST ASSISTS:

AWAY – Wayne Gretzky & Blair MacDonald,  
1st pd. 14:09, Apr. 8/80,  
at Philadelphia  
HOME – Brett Callighen & Blair MacDonald,  
1st pd. 15:55, Apr. 11/80,  
vs Philadelphia

### FIRST GAME WINNING GOAL:

AWAY – Brett Callighen, 3rd pd. 1:14,  
Apr. 8/81, at Montreal  
HOME – Wayne Gretzky, 2nd pd. 8:15,  
Apr. 11/81, vs Montreal

### FIRST OVERTIME GOAL:

HOME – Wayne Gretzky, 1st of pd. 6:20,  
Apr. 8/82, vs Los Angeles  
AWAY – Glenn Anderson, 1st of pd. 0:46,  
Apr. 13/85 vs Los Angeles

### FIRST MINOR PENALTY:

AWAY – Stan Weir, 1st pd. 16:18, hooking,  
Apr. 8/80  
HOME – Lee Fogolin, 1st pd. 16:42,  
crosschecking, Apr. 11/80,  
vs Philadelphia

### FIRST MAJOR PENALTY:

AWAY – Pat Price, 3rd pd. 13:01, fighting,  
Apr. 9/80  
HOME – Dave Hunter, fighting,  
Dave Lumley, slashing, fighting,  
2nd pd. 17:43, Apr. 11/80,  
vs Philadelphia

### FIRST TWO GOAL GAME:

AWAY – Jari Kurri, Apr. 8/81, at Montreal  
HOME – Wayne Gretzky, Apr. 11/81,  
vs Montreal

### FIRST THREE GOAL GAME:

HOME – Wayne Gretzky, Apr. 11/81,  
vs Montreal  
AWAY – Wayne Gretzky, Apr. 17/83,  
at Calgary

### FIRST POWERPLAY GOAL:

AWAY – Dave Lumley, 1st pd. 14:09,  
Apr. 8/80, at Philadelphia  
HOME – Wayne Gretzky, 2nd pd. 16:44,  
Apr. 19/81, vs NY Islanders

### FIRST SHORTHANDED GOAL:

HOME – Mark Messier, 1st pd. 17:16,  
Apr. 11/80, vs Philadelphia  
AWAY – Wayne Gretzky, 1st pd. 19:23,  
Apr. 10/82, at Los Angeles

### FIRST SHUTOUT:

HOME – Grant Fuhr, April 8/89, vs Los Angeles  
AWAY – Grant Fuhr, May 10/84, at NY Islanders

### FIRST OPPONENT GOAL:

AWAY – Paul Holmgren, 1st pd. 0:56,  
Apr. 8/80, at Philadelphia  
HOME – Behn Wilson, 2nd pd. 4:24,  
Apr. 11/80, vs Philadelphia

### FIRST OPPONENT ASSISTS:

AWAY – Ken Linseman & Bob Dailey, 1st pd.  
0:56, Apr. 8/80, at Philadelphia  
HOME – Bob Kelly & Paul Holmgren, 2nd pd.  
4:24, Apr. 11/80, vs Philadelphia

### FIRST OPPONENT GAME-WINNING GOAL:

AWAY – Bobby Clarke, 1st of pd. 8:06,  
Apr. 8/80, at Philadelphia  
HOME – Ken Linseman, 2nd of pd. 3:56,  
Apr. 11/80, vs Philadelphia

### FIRST OPPONENT OVERTIME GOAL:

AWAY – Bobby Clarke, 1st of pd. 8:06,  
Apr. 8/80, at Philadelphia  
HOME – Ken Linseman, 2nd of pd. 3:56,  
Apr. 11/80, vs Philadelphia

### FIRST OPPONENT GOAL MINOR PENALTY:

AWAY – Al Hill, 1st pd. 2 min. - fighting,  
5:37, Apr 8/80  
HOME – Behn Wilson, 1st pd. 4:27, hooking,  
Apr. 11/80, vs Philadelphia

### FIRST OPPONENT MAJOR PENALTY:

AWAY – Paul Holmgren, 3rd pd. 13:01,  
fighting, Apr. 9/80  
HOME – Mike Busniuk, Jim Watson,  
fighting, 2nd pd. 17:43, Apr. 11/80,  
vs Philadelphia

### FIRST OPPONENT TWO GOAL GAME:

AWAY – Clark Gillies, Apr. 16/81, at NY Islanders  
HOME – Marcel Dionne, Apr. 7/82, vs Los Angeles

### FIRST OPPONENT THREE GOAL GAME:

AWAY – Denis Potvin, Apr. 17/81, at NY Islanders  
HOME – Paul Reinhart, Apr. 14/83, vs Calgary

### FIRST OPPONENT POWERPLAY GOAL:

AWAY – Bobby Clarke, 2nd pd. 4:08,  
Apr. 9/80, at Philadelphia  
HOME – Mike Bossy, 2nd pd. 12:30,  
Apr. 19/81, vs NY Islanders

### FIRST OPPONENT SHORTHANDED GOAL:

AWAY – Denis Potvin, 3rd pd. 10:50,  
Apr. 16/81, at NY Islanders  
HOME – Paul Reinhart, 3rd pd. 13:01,  
Apr. 14/83, vs Calgary

### FIRST OPPONENT SHUTOUT:

HOME – Billy Smith, April 10/83,  
vs NY Islanders  
AWAY – Kirk McLean, May 4/92  
at Vancouver



## EDMONTON OILERS INDIVIDUAL PLAYOFF RECORDS

### GAMES

#### MOST GAMES:

172 – Kevin Lowe, 1980 through 1992 & 1997 through 1998

#### MOST GAMES APPEARED IN BY A GOALTENDER:

111 – Grant Fuhr 1982 through 1991

#### MOST CONSECUTIVE COMPLETE GAMES BY A GOALTENDER:

51 – Grant Fuhr April 12/86 through April 15/89

#### MOST CONSECUTIVE COMPLETE GAMES BY A GOALTENDER, ONE SEASON:

18 – Grant Fuhr, April 6/88 through May 26/88

17 – Dwayne Roloson, April 21 through May 27/06

### GOALS

#### MOST GOALS:

92 – Jari Kurri, in 146 games (NHL Record)

#### MOST GAMES SCORING THREE-OR-MORE GOALS:

7 – Wayne Gretzky, 5 three goal games, 2 four-goal games

– Jari Kurri, 5 three-goal games 2 four-goal games

#### MOST GAMES SCORING THREE OR-MORE GOALS, ONE PLAYOFF SEASON:

4 – Jari Kurri, 1985, 3 three-goal games 1 four-goal game (NHL record)

#### MOST GAMES SCORING THREE-OR-MORE GOALS, ONE PLAYOFF SERIES:

3 – Jari Kurri, 1985 Conference Finals vs Chicago (NHL record)

#### MOST GOALS, ONE PLAYOFF YEAR:

19 – Jari Kurri, 1985 through 18 games (NHL record)

#### MOST GOALS, ONE PLAYOFF YEAR, ROOKIE:

5 – Glenn Anderson, 1981  
5 – Jari Kurri, 1981

#### MOST GOALS, ONE PLAYOFF YEAR, DEFENCEMAN:

12 – Paul Coffey, 1985 through 18 games (NHL record)

#### MOST GOALS, IN FINAL SERIES:

7 – Wayne Gretzky, 1985 in six games (NHL record)

#### MOST GOALS IN SEMI-FINAL OR

#### QUARTER-FINAL SERIES:

8 – Mark Messier, 1983 Quarter-final vs Calgary

#### MOST GOALS IN ONE SERIES (OTHER THAN FINAL):

12 – Jari Kurri, 1985 vs Chicago in Conference Final (NHL record)

#### MOST GOALS, ONE GAME:

Edmonton: 4

– Wayne Gretzky, vs Winnipeg, April 6/83, Edmonton won 6-3

– Mark Messier, vs Calgary, April 14/83, Edmonton won 6-3

– Wayne Gretzky, at Calgary, April 17/83, Edmonton won 10-2

– Glenn Anderson, vs Chicago, April 26/83, Edmonton won 8-2

– Jari Kurri, at Chicago, May 16/85, Edmonton won 8-2

– Jari Kurri, vs Los Angeles, April 9/87, Edmonton won 13-3

Opposition: 3

– Denis Potvin, at NY Islanders, April 17/81, New York won 6-3

– Paul Reinhart, vs Calgary, April 14/83, Edmonton won 6-3

– Clark Gillies, at NY Islanders, May 12/84, New York won 6-1

– Chris Kontos, at Los Angeles, April 6/89, Los Angeles won 5-2

– Luc Robitaille, at Los Angeles, April 26/91, Los Angeles won 5-2

#### MOST GOALS, ONE ROAD GAME:

Edmonton: 4

– Wayne Gretzky, at Calgary, April 17/83, Edmonton won 10-2 (Ties NHL record)

– Jari Kurri, at Chicago, May 16/85, Edmonton won 8-2 (Ties NHL record)

Opposition: 3

– Paul Reinhart, vs Calgary, April 14/83, Edmonton won 6-3

#### MOST GOALS, ONE PERIOD:

Edmonton: 3

– Wayne Gretzky, vs Winnipeg, April 6/83, 2nd period, Edmonton won 6-3

– Wayne Gretzky, vs Philadelphia, May 25/85, 1st period, Edmonton won 4-3

– Glenn Anderson, vs Winnipeg, April 6/88, 3rd period, Edmonton won 7-4

– Petr Klima, vs Minnesota, May 4/91, 1st period, Edmonton won 7-2

Opposition: 2

– has occurred 24 times in Oilers playoff history. Most recent, Ray Whitney, at Carolina, June 5/06, 3rd period. Carolina won 5-4

#### MOST GAME-WINNING GOALS:

16 – Wayne Gretzky, in 120 games

#### MOST GAME-WINNING GOALS, ONE PLAYOFF YEAR:

5 – Jari Kurri, 1987  
Fernando Pisani, 2006

#### MOST OVERTIME GOALS:

3 – Glenn Anderson, in 164 games

#### MOST OVERTIME GOALS, ONE PLAYOFF YEAR:

2 – Esa Tikkanen, 1991

**MOST OVERTIME GOALS, ONE PLAYOFF SERIES:**

- 1 – Wayne Gretzky, 1982 Division Semi-finals vs Los Angeles
- Randy Gregg, 1984 Division Semi-finals vs Winnipeg
- Glenn Anderson, 1985 Division Semi-finals vs Los Angeles
- Lee Fogolin, 1985 Division Semi-finals vs Los Angeles
- Glenn Anderson, 1986 Division Finals vs Calgary
- Glenn Anderson, 1987 Division Finals vs Winnipeg
- Jari Kurri, 1987 Stanley Cup Finals vs Philadelphia
- Wayne Gretzky, 1988 Division Finals vs Calgary
- Jari Kurri, 1988 Conference Final vs Detroit
- Mark Lamb, 1990 Division Semi-Finals vs Winnipeg
- Joe Murphy, 1990 Division Finals vs Los Angeles
- Petr Klima, 1990 Stanley Cup Final vs Boston
- Esa Tikkanen, 1991 Division Semi-Final vs Calgary
- Petr Klima, 1991 Division Final vs Los Angeles
- Esa Tikkanen, 1991 Division Final vs Los Angeles
- Craig MacTavish, 1991 Division Final vs Los Angeles
- Joe Murphy, 1992 Division Final vs Vancouver
- Kelly Buchberger, 1997 Conference Quarter-Final vs Dallas
- Ryan Smyth, 1997 Conference Quarter-Final vs Dallas
- Todd Marchant, 1997 Conference Quarter-Final vs Dallas
- Mike Comrie, 2001 Conference Quarter-Final vs Dallas
- Jarret Stoll, 2006 Conference Quarter-Final vs Detroit
- Shawn Horcoff, 2006 Conference Semi-Final vs San Jose
- Fernando Pisani, 2006 Stanley Cup Final vs Carolina

**ASSISTS****MOST ASSISTS:**

- 171 – Wayne Gretzky, in 120 games (NHL record)

**MOST ASSISTS, ONE PLAYOFF YEAR:**

- 31 – Wayne Gretzky, 1988 (NHL record)

**MOST ASSISTS, ONE PLAYOFF YEAR, DEFENCEMAN:**

- 25 – Paul Coffey, 1985 (NHL record)

**MOST ASSISTS, IN FINAL SERIES:**

- 10 – Wayne Gretzky, 1988 vs Boston (NHL record)

**MOST ASSISTS, IN SEMI-FINAL OR QUARTER-FINAL SERIES:**

- 10 – Wayne Gretzky, 1983 Semi-final vs Chicago (Ties NHL record)

**MOST ASSISTS IN ONE SERIES (OTHER THAN FINAL):**

- 14 – Wayne Gretzky, 1985 Conference Final vs Chicago (NHL record)

**MOST ASSISTS, ONE GAME:**

- Edmonton: 6
- Wayne Gretzky, vs Los Angeles, April 9/87, Edmonton won 13-3 (Ties NHL record)

**Opposition: 4**

- Duane Sutter, vs NY Islanders, May 12/83, New York won 6-3
- Wayne Gretzky, at Los Angeles, April 20/92, Los Angeles won 8-5
- Sandis Ozolinsh, vs Colorado, April 26/98, Colorado won 5-4 (OT)

**MOST ASSISTS, ONE PERIOD:**

- Edmonton: 3
- Wayne Gretzky, at Montreal, April 8/81, 1st period, Edmonton won 6-3 (Ties NHL record)
- Wayne Gretzky, vs Chicago, April 24/83, 3rd period, Edmonton won 8-4 (Ties NHL record)
- Paul Coffey, vs Chicago, May 4/85, 2nd period, Edmonton won 11-2 (Ties NHL record)
- Randy Gregg, vs Chicago, May 4/85, 3rd period, Edmonton won 11-2 (Ties NHL record)
- Paul Coffey, vs Chicago, May 14/85, 2nd period, Edmonton won 10-5 (Ties NHL record)
- Wayne Gretzky, vs Los Angeles, April 9/87, first period, Edmonton won 13-3 (Ties NHL record)
- Wayne Gretzky, vs Los Angeles, April 12/87, third period, Edmonton won 6-3 (Ties NHL record)
- Glenn Anderson, vs Detroit, May 13/87, third period, Edmonton won 6-3 (Ties NHL record)
- Mark Messier, vs Winnipeg, April 6/88, third period, Edmonton won 7-4. (Ties NHL Record)
- Esa Tikkanen, vs Minnesota, May 4/91, first period, Edmonton won 7-2. (Ties NHL Record)
- Chris Pronger, at Detroit, April 29/06, second period, Edmonton won 3-1. (Ties NHL Record)
- Opposition: 3
- Steve Payne, vs Minnesota, April 26/84, 2nd period, Edmonton won 4-3
- Chris Chelios, at Chicago, May 18/92, 3rd period, Chicago won 4-2





**MOST ASSISTS, ONE ROAD GAME:**

Edmonton: 5

- Wayne Gretzky, at Montreal, April 8/81, Edmonton won 6-3 (NHL record)

Opposition: 4

- Duane Sutter, vs NY Islanders, May 12/83, New York won 6-3
- Sandis Ozolinsh, vs Colorado, April 26/98, Colorado won 5-4 (OT)

**POINTS****MOST POINTS:**

252 – Wayne Gretzky, in 120 games  
(81 goals - 171 assists)  
(NHL record)

**MOST POINTS, ONE PLAYOFF YEAR**

47 – Wayne Gretzky, 1985  
(17 goals - 30 assists)  
(NHL record)

**MOST POINTS, ONE PLAYOFF YEAR, ROOKIE:**

12 – Glenn Anderson, 1981  
(5 goals - 7 assists)  
– Jari Kurri, 1981 (5 goals - 7 assists)

**MOST POINTS, ONE PLAYOFF YEAR, DEFENCEMAN:**

37 – Paul Coffey, 1985 (12 goals - 25 assists)  
(NHL record)

**MOST POINTS IN ONE SERIES (OTHER THAN FINAL):**

18 – Wayne Gretzky in 1985 through 6 games  
vs Chicago in Conference Final.  
(4 goals, 14 assists)  
Edmonton won series 4-2

**MOST POINTS, IN FINAL SERIES:**

13 – Wayne Gretzky, 1988 (3 goals, 10 assists)  
vs Boston. (NHL Record)

**MOST POINTS, IN SEMI FINAL OR****QUARTER-FINAL SERIES:**

14 – Wayne Gretzky, 1983 Quarter-Final vs  
Calgary (6 goals - 8 assists)

**MOST POINTS, ONE GAME:**

Edmonton: 7

- Wayne Gretzky, at Calgary, April 17/83, 4 goals, 3 assists, Edmonton won 10-2 (NHL record)
- Wayne Gretzky, at Winnipeg, April 25/85, 3 goals, 4 assists, Edmonton won 8-3 (Ties NHL record)
- Wayne Gretzky, vs Los Angeles, April 9/87, 1 goal, 6 assists, Edmonton won 13-3 (Ties NHL record)

Opposition: 5

- Denis Potvin, at NY Islanders, April 17/81, 3 goals, 2 assists, New York won 6-3
- Peter Forsberg, at Colorado, April 24/98, 2 goals, 3 assists, Colorado won 5-2

**MOST POINTS, ONE ROAD GAME:**

Edmonton: 7

- Wayne Gretzky, at Calgary, April 17/83, 4 goals, 3 assists, Edmonton won 10-2 (NHL record)

- Wayne Gretzky, at Winnipeg, April 25/85, 3 goals, 4 assists, Edmonton won 8-3 (Ties NHL record)

Opposition: 4

- Daryl Evans, vs Los Angeles, April 7/82, 2 goals, 2 assists, Los Angeles won 10-8
- Duane Sutter, vs NY Islanders, May 12/83, 4 assists, New York won 6-3

**MOST POINTS, ONE GAME, DEFENCEMAN:**

Edmonton: 6

- Paul Coffey, vs Chicago, May 14/85, 1 goal, 5 assists, Edmonton won 10-5 (NHL record)

Opposition: 5

- Denis Potvin, at NY Islanders, April 17/81, 3 goals, 2 assists, New York won 6-3 (Ties NHL record)

**MOST POINTS, ONE PERIOD:**

Edmonton: 4

- Wayne Gretzky, vs Los Angeles, April 12/87, 3rd period, 1 goal, 3 assists, Edmonton won 6-3 (Ties NHL record)
- Glenn Anderson, vs Winnipeg, April 6/88, 3rd period, 3 goals, 1 assist, Edmonton won 7-4 (Ties NHL record)

Opposition: 3

- Denis Potvin, at NY Islanders, April 17/81, 2nd period, 2 goals, 1 assist, New York won 6-3
- Daryl Evans, vs Los Angeles, April 7/82, 2nd period, 2 goals, 1 assist, Los Angeles won 10-8
- Steve Payne, vs Minnesota, April 26/84, 2nd period, 3 assists, Edmonton won 4-3
- Brad Maxwell, at Minnesota, April 28/84, 2nd period, 1 goal, 2 assists, Edmonton won 8-5
- Luc Robitaille, at Los Angeles, April 24/90, 2nd period, 1 goal, 2 assists, Edmonton won 6-5 in overtime
- Theoren Fleury, at Calgary, April 16/91, 1st period, 1 goal, 2 assists, Edmonton won 5-4 in overtime
- Chris Chelios, at Chicago, May 18/92, 3rd period, 3 assists, Chicago won 4-2

**PENALTIES****MOST PENALTIES, ONE GAME:**

Edmonton: 7

- Lee Fogolin, at Calgary, April 18/83, 4 minors, 2 majors, and 1 game misconduct
- Opposition: 6
- Marty McSorley, at Los Angeles, April 26/91, 3 minors, 2 majors and 1 game misconduct

**MOST PENALTIES, ONE PERIOD:**

Edmonton: 4

- Dave Semenko, at Calgary, April 17/83, 1st period, 1 major, 1 match penalty, 1 10-minute misconduct, 1 game misconduct

- Lee Fogolin, at Calgary, April 18/83, 1st period, 3 minors, 1 major
  - Ethan Moreau, at Dallas, April 11/03, 3rd period, 4 minors
- Opposition: 5
- Marty McSorley, at Los Angeles, April 26/91, 3rd period, 2 minors, 2 majors, 1 game misconduct

## PENALTY MINUTES

### MOST PENALTY MINUTES:

- 314 – Glenn Anderson in 164 games

### MOST PENALTY MINUTES, ONE PLAYOFF YEAR:

- 75 – Kevin McClelland, 1985

### MOST PENALTY MINUTES, BY A GOALTENDER, CAREER:

- 14 – Grant Fuhr in 111 games
- 14 – Dwayne Roloson in 18 games

### MOST PENALTY MINUTES, BY A GOALTENDER, ONE PLAYOFF YEAR:

- 14 – Dwayne Roloson, 2006

### MOST PENALTY MINUTES, ONE GAME:

- Edmonton: 30
- Dave Semenko, at Calgary, April 17/83, 1 major, 1 match penalty, 1 10 minute misconduct, 1 game misconduct

### Opposition: 29

- Tim Hunter, at Calgary, April 18/83, 2 minors, 1 major, 2 10-minute misconducts

### MOST PENALTY MINUTES, ONE PERIOD:

- Edmonton: 30
- Dave Semenko, at Calgary, April 17/83, 1st period, 1 major, 1 match penalty, 1 10-minute misconduct, 1 game misconduct

### Opposition: 25

- Jim Peplinski, at Calgary, April 17/83, 1st period, 1 major, 2 game misconducts

## POWERPLAY GOALS

### MOST POWERPLAY GOALS:

- 22 – Wayne Gretzky, in 120 games
- Jari Kurri, in 146 games
- Glenn Anderson, in 164 games

### MOST POWERPLAY GOALS, ONE PLAYOFF YEAR:

- 7 – Mark Messier, 1988

### MOST POWERPLAY GOALS, ONE PLAYOFF SERIES:

- 4 – Bernie Nicholls, 1992 Division Semi-finals vs Los Angeles
- Bill Guerin, 1998 Conference Quarter-finals vs Colorado

### MOST POWERPLAY GOALS, ONE GAME:

- Edmonton: 3
- Jari Kurri, vs Los Angeles, April 9/87, Edmonton won 13-3 (Ties NHL record)

### Opposition: 3

- Denis Potvin, at NY Islanders, April 17/81, New York won 6-3 (Ties NHL record)

### MOST POWERPLAY GOALS, ONE PERIOD:

- Edmonton: 2
  - Jari Kurri, vs Los Angeles, April 9/87, third period, Edmonton won 13-3
- Opposition: 2
- Denis Potvin, at NY Islanders, April 17/81, 2nd period, New York won 6-3
  - Paul Coffey, vs Los Angeles, April 20/92, 1st period, Los Angeles won 8-5

## SHORTHANDED GOALS

### MOST SHORTHANDED GOALS:

- 11 – Mark Messier in 166 games

### MOST SHORTHANDED GOALS, ONE PLAYOFF YEAR:

- 3 – Wayne Gretzky, 1983

### MOST SHORTHANDED GOALS, ONE PLAYOFF SERIES:

- 2 – Mark Messier, 1983 Division Finals vs Calgary
- Jari Kurri, 1983 Conference Finals vs Chicago
- Wayne Gretzky, 1983 Division Semi-finals vs Winnipeg
- Wayne Gretzky, 1985 Division Final vs Winnipeg
- Kevin Lowe, 1987 Stanley Cup Final vs Philadelphia
- Todd Marchant, 1997 Conference Semi-Final vs Colorado

### MOST SHORTHANDED GOALS, ONE GAME:

- Edmonton: 2
  - Wayne Gretzky, vs Winnipeg, April 6/83, Edmonton won 6-3 (Ties NHL record)
  - Jari Kurri, vs Chicago, April 24/83, Edmonton won 8-4 (Ties NHL record)
  - Wayne Gretzky vs Winnipeg, April 25/85, Edmonton won 8-3 (Ties NHL record)
- Opposition: 1

### MOST SHORTHANDED GOALS, ONE PERIOD:

- Edmonton: 2
  - Jari Kurri, vs Chicago, April 24/83, 3rd period, Edmonton won 8-4 (Ties NHL record)
- Opposition: 1

## STREAKS AND GOALTENDER RECORDS

### MOST WINS BY A GOALTENDER, ONE PLAYOFF YEAR:

- 16 – Grant Fuhr, 1988, in 18 games (NHL record)
- Bill Ranford, 1990, in 22 games (NHL record)

### MOST CONSECUTIVE WINS BY A GOALTENDER, ONE PLAYOFF YEAR:

- 9 – Grant Fuhr, April 10/85 through May 7/85

### MOST MINUTES PLAYED BY A GOALTENDER:

- 6528 – Grant Fuhr, 1982 through 1991

### MOST MINUTES PLAYED BY A GOALTENDER, ONE PLAYOFF YEAR:

- 1401 – Bill Ranford, 1990



**MOST CAREER PLAYOFF SHUTOUTS:**

5 – Curtis Joseph, in 24 games,  
1997 through 1998

**MOST SHUTOUTS, ONE PLAYOFF YEAR:**

3 – Curtis Joseph, 1997-98

**MOST SHUTOUTS, ONE PLAYOFF SERIES:**

2 – Curtis Joseph, 1997 Conference Quarter-Final  
vs Dallas

2 – Curtis Joseph, 1998 Conference Quarter-Final  
vs Colorado

**LONGEST SHUTOUT SEQUENCE:**

166 Minutes, 54 Seconds

– Curtis Joseph shutout Colorado for final  
43:40 on April 30/98, for 60:00 on both  
May 2/98 and May 4/98 and Dallas for  
initial 3:14 on May 7/98.

**MOST SHOTS FACED, ONE GAME**

57 – Dwayne Roloson, at Detroit,  
April 21/06. Detroit won 3-2 (OT).

**MOST SAVES, ONE GAME**

54 – Dwayne Roloson, at Detroit,  
April 21/06. Detroit won 3-2 (OT).

**MOST ASSISTS BY A GOALTENDER, CAREER**

12 – Grant Fuhr in 111 games.

**MOST ASSISTS BY A GOALTENDER,  
ONE PLAYOFF YEAR:**

3 – Grant Fuhr, 1984 & 1985

2 – Grant Fuhr, 1991

2 – Bill Ranford, 1990

2 – Dwayne Roloson, 2006

**MOST PENALTY SHOTS FACED,  
ONE PLAYOFF YEAR AND SERIES:**

2 – Grant Fuhr, 1985 Stanley Cup Final  
Series vs Philadelphia, May 28,  
May 30, 1985 (NHL record)

**MOST PENALTY SHOTS STOPPED,  
ONE PLAYOFF YEAR AND SERIES:**

2 – Grant Fuhr, 1985 Stanley Cup Final  
Series vs Philadelphia, May 28,  
May 30, 1985 (NHL record)

**LONGEST CONSECUTIVE GOAL-SCORING STREAK:**

6 games

– Esa Tikkanen, April 10/90 through  
April 20/90, 7 goals

**LONGEST CONSECUTIVE GOAL-SCORING STREAK,  
ONE PLAYOFF YEAR:**

6 games

– Esa Tikkanen, April 10/90 through  
April 20/90, 7 goals

**LONGEST CONSECUTIVE ASSIST-SCORING STREAK:**

9 games

– Glenn Anderson, April 20/85 through  
May 16/85, 13 assists

**LONGEST CONSECUTIVE ASSIST-SCORING STREAK,  
ONE PLAYOFF YEAR:**

9 games

– Glenn Anderson, April 20/85 through  
May 16/85, 13 assists

**LONGEST CONSECUTIVE POINT-SCORING STREAK:**

18 games

– Wayne Gretzky, April 11/80 through  
April 9/83, 17 goals, 25 assists,  
42 points

**LONGEST CONSECUTIVE POINT-SCORING STREAK,  
ONE PLAYOFF YEAR:**

17 games

– Wayne Gretzky, April 9/88 through  
May 26/88, 12 goals, 29 assists, 41 points

**FASTEST GOALS****FASTEST OPENING GOAL:**

Edmonton: 10 Seconds

– Glenn Anderson, at Boston, May 24/88.

Score tied at 3-3 when game was cancelled  
due to power failure at Boston Garden

Opposition: 10 Seconds

– John Byce, Boston at Edmonton,  
May 20/90. Boston won 2-1

**FASTEST GOAL FROM THE START OF A PERIOD:**

Edmonton: 9 Seconds

– Wayne Gretzky, vs Winnipeg, April 6/83,

2nd period, Edmonton won 6-3  
(Ties NHL record)

– Mark Messier, at Calgary, April 16/84,  
3rd period, Edmonton won 5-3  
(Ties NHL record)

Opposition: 11 Seconds

– Neal Broten, vs Minnesota, April 26/84,  
2nd period, Edmonton won 4-3

**FASTEST TWO GOALS:**

Edmonton: 15 Seconds

– Wayne Gretzky, vs Philadelphia,  
May 25/85. Goals: 1st period – 1:10, 1:25,  
Edmonton won 4-3

Opposition: 22 Seconds

– Pat LaFontaine, vs NY Islanders,  
May 19/84. Goals: 3rd period – 0:13, 0:35,  
Edmonton won 5-2

**FASTEST THREE GOALS:**

Edmonton: 5 Minutes, 13 Seconds

– Petr Klima, vs Minnesota, May 4/91.

Goals: 1st period – 6:14, 8:23, 11:27,  
Edmonton won 7-2

Opposition: 18 Minutes, 34 Seconds

– Luc Robitaille, at Los Angeles,  
April 26/91. Goals: 1st period  
15:08, 19:03, 2nd period – 13:42,  
Los Angeles won 5-2

**FASTEST FOUR GOALS:**

Edmonton: 16 Minutes, 50 Seconds

– Wayne Gretzky, vs Winnipeg, April 6/83.

Goals: 1st period – 15:58,  
2nd period – 0:09, 5:52, 12:48,  
Edmonton won 6-3

Opposition:

– has not occurred in Oilers playoff history

## FASTEST ASSISTS

### FASTEST TWO ASSISTS:

Edmonton: 15 Seconds

– Paul Coffey, vs Philadelphia, May 25/85.

Goals: Wayne Gretzky, 1st period -1:10,  
1:25, Edmonton won 4-3

Opposition: 22 Seconds

– Clark Gillies, vs NY Islanders, May 19/84.

Goals: Pat LaFontaine, 3rd period - 0:13,  
0:35, Edmonton won 5-2

### FASTEST THREE ASSISTS:

Edmonton: 7 Minutes, 24 Seconds

– Wayne Gretzky, at Winnipeg, April 25/85.

Goals: 2nd period - Jari Kurri 0:54, 1:18,  
Glenn Anderson 8:18, Edmonton won 8-3

Opposition: 9 Minutes, 19 Seconds

– Steve Payne, vs Minnesota, April 26/84.

Goals: 2nd period - Neal Broten 0:11,  
Willi Plett 2:37, Brian Bellows 10:30,  
Edmonton won 4-3

### FASTEST FOUR ASSISTS:

Edmonton: 21 Minutes, 18 Seconds

– Glenn Anderson, vs Detroit, May 13/87.

Goals: 2nd period - Mark Messier 18:23,  
3rd period - Mark Messier 4:48,  
Kent Nilsson 19:11 and 19:41.

Edmonton won 6-3

Opposition: 39 Minutes, 50 Seconds

– Duane Sutter, vs NY Islanders,

May 12/83 Goals: 1st period –  
Tomas Jonsson 14:21, 2nd period –  
Bob Bourne 8:03, Brent Sutter 8:41  
3rd period - Brent Sutter 14:11,  
New York won 6-3

### FASTEST FIVE ASSISTS:

Edmonton: 51 Minutes, 15 Seconds

– Wayne Gretzky, vs Los Angeles,

April 9/87. Goals: 1st period - Jari Kurri  
6:26, Esa Tikkanen 14:09, 2nd period –  
Kent Nilsson 14:05, 3rd period –  
Jari Kurri 7:30 and 17:41.

Edmonton won 13-3

Opposition:

– has not occurred in Oilers playoff history

## EDMONTON OILERS TEAM PLAYOFF RECORDS

### GAMES, WINS, AND LOSSES

#### MOST CONSECUTIVE PLAYOFF APPEARANCES:

13 – 1980 through 1992

#### MOST GAMES PLAYED, ONE PLAYOFF YEAR:

24 – 2006

#### MOST WINS, ONE PLAYOFF YEAR:

16 – 1987, 1988, 1990

#### MOST HOME WINS, ONE PLAYOFF YEAR:

11 – 1988

#### MOST ROAD WINS, ONE PLAYOFF YEAR:

8 – 1990

#### MOST CONSECUTIVE PLAYOFF GAME VICTORIES:

12 – May 15/84 through May 7/85  
(NHL record)

#### MOST CONSECUTIVE VICTORIES,

#### ONE PLAYOFF YEAR:

9 – April 10/85 through May 7/85

#### MOST CONSECUTIVE PLAYOFF GAME LOSSES:

7 – May 11/98 through April 27/99

#### MOST CONSECUTIVE PLAYOFF GAME LOSSES,

#### ONE PLAYOFF YEAR

4 – May 10/83 to May 17/83

May 16/92 to May 22/92

April 21/99 to April 27/99

### OVERTIME

#### MOST OVERTIME GAMES, ONE PLAYOFF YEAR:

6 – 1991

#### MOST CONSECUTIVE OVERTIME GAMES, ONE

#### PLAYOFF YEAR:

5 – April 14/91 through April 22/91

(3 wins, 2 losses)

#### MOST OVERTIME GAMES, ONE PLAYOFF SERIES:

4 – Oilers vs Los Angeles, 1991 Smythe Division  
Final. Edmonton won series 4-2.

– Oilers vs Dallas, 2001 Western Conference  
Quarter Final. Dallas won series 4-2

#### MOST CONSECUTIVE OVERTIME GAMES, ONE

#### PLAYOFF SERIES:

3 – Oilers vs Los Angeles, 1991 Smythe Division  
Final, Games 1-3. Edmonton won series 4-2.

3 – Oilers vs Dallas, 2001 Western Conference  
Quarter Final, Games 3-5. Dallas won series  
4-2.

#### MOST OVERTIME VICTORIES, ONE PLAYOFF SERIES:

3 – Oilers vs Los Angeles, 1991 Smythe Division  
Final. Edmonton won series 4-2.

3 – Oilers vs Dallas, 1997 Western Conference  
Quarter Final. Edmonton won series 4-3.



**MOST OVERTIME LOSSES, ONE PLAYOFF SERIES:**  
3 – Oilers vs Dallas, 2001 Western Conference Quarter Final. Dallas won series 4-2.

**LONGEST OVERTIME:**

55 Minutes, 13 Seconds  
– Oilers at Boston, May 15/90,  
Edmonton won 3-2. Winning goal:  
Petr Klima (Jari Kurri, Craig MacTavish)  
at 15:13 of 3rd overtime period

**SHORTEST OVERTIME:**

21 Seconds  
– Oilers vs Winnipeg, April 5/84,  
Edmonton won 5-4. Winning goal:  
Randy Gregg (Mark Messier,  
Glenn Anderson) 0:21 of the  
1st overtime period

**GOALS**

**MOST GOALS, BOTH TEAMS, THREE-GAME SERIES:**  
25 – Oilers vs Winnipeg, 1984 Division Semi-final, Edmonton won series 3-0 outscoring Winnipeg 18-7

**MOST GOALS, ONE TEAM, THREE-GAME SERIES:**

Edmonton: 18  
– Oilers vs Winnipeg, 1984 Division Semi-final, Edmonton won series 3-0 outscored Winnipeg 18-7  
Opposition: 12  
– Oilers vs Philadelphia, 1980 Preliminary Round, Philadelphia won series 3-0 and outscored Edmonton 12-6

**MOST GOALS, BOTH TEAMS, FOUR-GAME SERIES:**

36 – Oilers vs Chicago, 1983 Conference Finals, Edmonton won series 4-0 and outscored Chicago 25-11

**MOST GOALS, ONE TEAM, FOUR-GAME SERIES:**

Edmonton: 25  
– Oilers vs Chicago, 1983 Conference Finals, Edmonton won series 4-0 and outscored Chicago 25-11  
Opposition: 21  
– Oilers vs Chicago, 1992 Conference Finals, Chicago won series 4-0 and outscored Edmonton 21-8

**MOST GOALS, BOTH TEAMS, FIVE-GAME SERIES:**

52 – Oilers vs Los Angeles, 1987 Division Semi-Finals, Edmonton won series 4-1 and outscored Los Angeles 32-20 (NHL record)

**MOST GOALS, ONE TEAM, FIVE-GAME SERIES:**

Edmonton: 35  
– Oilers vs Calgary, 1983 Division Finals, Edmonton won series 4-1 and outscored Calgary 35-13 (NHL record)

**Opposition: 27**

– Oilers vs Los Angeles, 1982 Division Semi-finals, Los Angeles won series 3-2 and outscored Edmonton 27-23

**MOST GOALS, BOTH TEAMS, SIX-GAME SERIES:**

69 – Oilers vs Chicago, 1985 Conference Finals, Edmonton won best of seven series 4-2 outscoring Chicago 44-25 (NHL record)

**MOST GOALS, ONE TEAM, SIX-GAME SERIES:**

Edmonton: 44  
– Oilers vs Chicago, 1985 Conference Finals, Edmonton won series 4-2 and outscored Chicago 44-25 (NHL record)  
Opposition: 29  
– Oilers vs NY Islanders, 1981 Quarter-finals, New York won series 4-2 and outscored Edmonton 29-20

**MOST GOALS, BOTH TEAMS, SEVEN-GAME SERIES:**

60 – Oilers vs Calgary, 1984 Division Final, Edmonton won series 4-3 outscoring Calgary 33-27

**MOST GOALS, ONE TEAM, SEVEN-GAME SERIES:**

Edmonton: 33  
– Oilers vs Calgary, 1984 Division Final, Edmonton won series 4-3 outscoring Calgary 33-27  
Opposition: 27  
– Oilers vs Calgary, 1984 Division Final, Edmonton won series 4-3 outscoring Calgary 33-27

**FEWEST GOALS, BOTH TEAMS,**

**THREE-GAME SERIES:**

18 – Oilers vs Philadelphia, 1980 Preliminary Round, Philadelphia won series 3-0 and outscored Edmonton 12-6  
– Oilers vs Los Angeles, 1985 Smythe Division Semi-final, Edmonton won series 3-0 and outscored Los Angeles 11-7

**FEWEST GOALS, ONE TEAM, THREE-GAME SERIES:**

Edmonton: 6  
– Oilers vs Philadelphia, 1980 Preliminary Round, Philadelphia won series 3-0 and outscored Edmonton 12-6  
Opposition: 5  
– Oilers vs Vancouver, 1986 Preliminary Round, Edmonton won series 3-0 and outscored Vancouver 17-5

**FEWEST GOALS, BOTH TEAMS, FOUR-GAME SERIES:**

18 – Oilers vs Dallas Stars, 1999 Western Conference Quarter-Final. Dallas won series 4-0 and outscored Edmonton 11-7

**FEWEST GOALS, ONE TEAM, FOUR-GAME SERIES:**

Edmonton: 6

- Oilers vs NY Islanders, 1983 Stanley Cup Finals, New York won series 4-0 and outscored Edmonton 17-6

Opposition: 9

- Oilers vs Winnipeg, 1987 Division Finals, Edmonton won series 4-0 and outscored Winnipeg 17-9

- Oilers vs Boston, 1988 Stanley Cup Final, Edmonton won series 4-0 and outscored Boston 18-9

**FEWEST GOALS, BOTH TEAMS, FIVE-GAME SERIES:**

14 – Oilers vs Dallas, 1998 Conference Semi-Finals, Dallas won series 4-1 and outscored Edmonton 9-5

**FEWEST GOALS, ONE TEAM, FIVE-GAME SERIES:**

Edmonton: 5

- Oilers vs Dallas, 1998 Conference Semi-Finals, Dallas won series 4-1 and outscored Edmonton 9-5

Opposition: 8

- Oilers vs Boston, 1990 Stanley Cup Final, Edmonton won series 4-1 and outscored Boston 20-8

**FEWEST GOALS, BOTH TEAMS, SIX-GAME SERIES:**

29 – Oilers vs Dallas, 2001 Western Conference Quarter Final. Dallas won series 4-2 and outscored Edmonton 16-13.

**FEWEST GOALS, ONE TEAM, SIX GAME SERIES:**

Edmonton: 11

- Oilers vs Dallas, 2003 Western Conference Quarter Final. Dallas won series 4-2 and outscored Edmonton 20-11.

Opposition: 12

- Oilers vs San Jose, 2006 Conference Semi-Final, Edmonton won series 4-2 and outscored San Jose 19-12

**FEWEST GOALS, BOTH TEAMS,****SEVEN-GAME SERIES:**

35 – Oilers vs Colorado, 1998 Conference Quarter-Finals, Edmonton won series 4-3 and outscored Colorado 19-16

35 – Oilers vs Carolina, 2006 Stanley Cup Final, Carolina won series 4-3 and outscored Edmonton 19-16

**FEWEST GOALS, ONE TEAM, SEVEN-GAME SERIES:**

Edmonton: 16

- Oilers vs Carolina, 2006 Stanley Cup Final. Carolina won series 4-3 and outscored Edmonton 19-16

Opposition: 16

- Oilers vs Colorado, 1998 Conference Quarter-Finals, Edmonton won series 4-3 and outscored Colorado 19-16

**MOST GOALS, BOTH TEAMS, ONE GAME:**

18 – Oilers vs Los Angeles, April 8/82, Los Angeles won 10-8 (NHL record)

**MOST GOALS, ONE TEAM, ONE GAME:**

Edmonton: 13

- Oilers vs Los Angeles, April 9/87, Edmonton won 13-3 (NHL record)

Opposition: 10

- Oilers vs Los Angeles, April 8/82, Los Angeles won 10-8

**MOST CONSECUTIVE GOALS, ONE TEAM, ONE GAME:**

Edmonton: 9

- Oilers vs Chicago, May 4/85, Edmonton won 11-2

Opposition: 6

- Oilers at Los Angeles, April 10/82, Los Angeles won 6-5

- Oilers at Chicago, May 16/92, Chicago won 8-2

**MOST GOALS, BOTH TEAMS, ONE PERIOD:**

8 – Oilers at Chicago, May 12/85, 1st period, Chicago won 8-6 and had 5 goals, Edmonton had 3 goals

- Oilers vs Winnipeg, April 6/88, 3rd period, Oilers won 7-4 and scored 6 goals, Winnipeg scored 2

- Oilers vs Anaheim, May 23/06, 3rd period of Game 3 of Conference Final. Oilers won 5-4 and had 4 goals, Anaheim scored 4 goals.

**MOST GOALS, ONE TEAM, ONE PERIOD:**

Edmonton: 6

- Oilers vs Los Angeles, April 9/87, 1st period, Edmonton won 13-3

- Oilers vs Winnipeg, April 6/88, 3rd period, Edmonton won 7-4

Opposition: 5

- Oilers vs Los Angeles, April 7/82, 2nd period, Los Angeles won 10-8

- Oilers at Los Angeles, April 10/82, 3rd period, Los Angeles won 6-5

- Oilers at Minnesota, April 28/84, 2nd period, Edmonton won 8-5

- Oilers at Chicago, May 12/85, 1st period, Chicago won 8-6

**POINTS****MOST POINTS, BOTH TEAMS, ONE GAME:**

46 – Oilers vs Los Angeles, April 7/82, Los Angeles won 10-8 and had 15 assists, Edmonton had 13 assists

**MOST POINTS, ONE TEAM, ONE GAME:**

Edmonton: 33

- Oilers vs Los Angeles, April 9/87, Edmonton won 13-3 and had 20 assists

Opposition: 25

- Oilers vs Los Angeles, April 7/82, Los Angeles won 10-8 and had 15 assists



**MOST POINTS, BOTH TEAMS, ONE PERIOD:**

- 23 – Oilers vs Winnipeg, April 6/88, 3rd period, Edmonton won 7-4 and scored 6 goals, 12 assists, Winnipeg scored 2 goals, 3 assists

**MOST POINTS, ONE TEAM, ONE PERIOD:**

- Edmonton: 18
  - Oilers vs Winnipeg, April 6/88, 3rd period, Edmonton won 7-4 and had 6 goals, 12 assists
- Opposition: 14
  - Oilers at Los Angeles, April 10/82, 3rd period, Los Angeles won 6-5 and had 5 goals, 9 assists
  - Oilers at Minnesota, April 28/84, 2nd period, Edmonton won 8-5, Minnesota had 5 goals, 9 assists
  - Oilers at Chicago, May 12/85, 1st period, Chicago won 8-6, Chicago had 5 goals and 9 assists

**SHOTS****MOST SHOTS, BOTH TEAMS, ONE GAME:**

- 97 – Oilers vs Calgary, April 13/84, Calgary won 6-5 and had 50 shots, Edmonton had 47 shots

**MOST SHOTS, ONE TEAM, ONE GAME:**

- Edmonton: 58
  - Oilers vs San Jose, May 10/06, Edmonton won 3-2 in triple overtime
- Opposition: 57
  - Oilers at Detroit, April 21/06, Detroit won 3-2 in double overtime

**MOST SHOTS, BOTH TEAMS, ONE PERIOD:**

- 35 – Oilers vs Winnipeg, April 4/84, 1st period, Edmonton won 9-2 and had 19 shots, Winnipeg had 16 shots

**MOST SHOTS, ONE TEAM, ONE PERIOD:**

- Edmonton: 22
  - Oilers vs Dallas, April 16/2000, 1st period, Edmonton won 5-2
- Opposition: 25
  - Oilers vs Anaheim, May 25/06, 2nd period, Anaheim won 6-3

**FEWEST SHOTS, BOTH TEAMS, ONE GAME:**

- 36 – Oilers vs Boston, May 18/88
  - Edmonton won 2-1 and had 22 shots.
  - Boston had 14 shots
- 36 – Oilers at Dallas, May 9/98
  - Edmonton won 2-0 and had 21 shots.
  - Dallas had 15 shots

**FEWEST SHOTS, ONE TEAM, ONE GAME:**

- Edmonton: 13
  - Oilers at Dallas, April 21/99, Dallas won 2-1.
  - Oilers at Dallas, April 11/03, Dallas won 6-1.
- Opposition: 12
  - Oilers vs Boston, May 20/88, Edmonton won 4-2.

**FEWEST SHOTS, BOTH TEAMS, ONE PERIOD:**

- 7 – Oilers at Dallas, April 21/99, 1st period, Dallas won 2-1 and had 3 shots. Edmonton had 4 shots.

**FEWEST SHOTS, ONE TEAM, ONE PERIOD:**

- Edmonton: 1
  - Oilers at Los Angeles, April 22/90, 1st period, Edmonton won 5-4
  - Oilers at Vancouver, May 4/92, 1st period, Vancouver won 4-0
- Opposition: 0
  - Oilers at Dallas, May 9/98, 1st period, Edmonton won 2-0

**PENALTIES****MOST PENALTIES, BOTH TEAMS, ONE SERIES:**

- 155 – Oilers vs Calgary, 1986 Divisional Final. Calgary won series 4-3 and received 59 minors, 7 majors, 4 misconducts, and 1 game misconduct. Edmonton received 66 minors, 10 majors, 6 misconducts and 2 game misconducts

**MOST PENALTIES, ONE TEAM, ONE SERIES:**

- Edmonton: 84
  - Oilers vs Calgary, 1986 Division Finals. Calgary won series 4-3. Edmonton received 66 minors, 10 majors, 6 10-minute misconducts and 2 game misconducts
- Opposition: 75
  - Oilers vs Winnipeg, 1988 Division Semi-Final. Edmonton won series 4-1. Winnipeg received 64 minors, 5 majors, and 6 10-minute misconducts

**MOST PENALTIES, BOTH TEAMS, ONE GAME:**

- 54 – Oilers at Los Angeles, April 10/82, Edmonton received 17 minors, 3 majors, and 7 10-minute misconducts, Los Angeles received 18 minors, 2 majors, 6 10-minute misconducts, and 1 game misconduct

**MOST PENALTIES, ONE TEAM, ONE GAME:**

- Edmonton: 29
  - Oilers at Calgary, April 24/86, Edmonton received 20 minors, 4 majors, 4 misconducts and 1 game misconduct
- Opposition: 27
  - Oilers at Los Angeles, April 10/82, Los Angeles received 18 minors, 2 majors, 6 misconducts and 1 game misconduct

**MOST PENALTIES, BOTH TEAMS, ONE PERIOD:**

- 28 – Oilers at Los Angeles, April 20/92, 3rd period, Edmonton received 9 minors, 1 major, 4 misconducts. Los Angeles received 9 minors, 1 major and 4 misconducts

**MOST PENALTIES, ONE TEAM, ONE PERIOD:**

Edmonton: 15

- Oilers at Calgary, April 24/86, 3rd period, Edmonton received 6 minors, 4 majors, 4 misconducts and 1 game misconduct

- Oilers at Dallas, April 11/03, 3rd period, Edmonton received 11 minors, 1 major, 2 misconducts and 1 match

Opposition: 14

- Oilers at Los Angeles, April 10/82, 3rd period, Los Angeles received 5 minors, 2 majors, 6 10-minute misconducts, and 1 game misconduct

- Oilers at Los Angeles, April 20/92, 3rd period, Los Angeles received 9 minors, 1 major and 4 misconducts

**PENALTY MINUTES****MOST PENALTY MINUTES, BOTH TEAMS, ONE SERIES:**

465 – Oilers vs Calgary, 1986 Division Finals. Calgary won series 4-3 and had 203 penalty minutes. Edmonton had 262 penalty minutes

**MOST PENALTY MINUTES, ONE TEAM, ONE SERIES:**

Edmonton: 262

- Oilers vs Calgary, 1986 Division Finals.

- Calgary won series 4-3, Edmonton received 66 minors, 10 majors, 6 misconducts and 2 game misconducts

Opposition: 213

- Oilers vs Winnipeg, 1988 Division Semi-Final.

- Edmonton won series 4-1. Winnipeg received 64 minors, 5 majors and 6 10-minute misconducts

**MOST PENALTY MINUTES, BOTH TEAMS, ONE GAME:**

227 – Oilers at Los Angeles, April 10/82, Edmonton received 18 minors, 3 majors and 6 10-minute misconducts for 111 minutes, Los Angeles received 18 minors, 2 majors, 6 10 minute misconducts and 1 game misconduct for 116 minutes

**MOST PENALTY MINUTES, ONE TEAM, ONE GAME:**

Edmonton: 111

- Oilers at Los Angeles, April 10/82,

- Edmonton received 18 minors, 3 majors and 6 10-minute misconducts for 111 minutes

Opposition: 116

- Oilers at Los Angeles, April 10/82,

- Los Angeles received 18 minors, 2 majors, 6 10-minute misconducts and 1 game misconduct for 116 minutes

**MOST PENALTY MINUTES, BOTH TEAMS, ONE PERIOD:**

161 – Oilers at Los Angeles, April 10/82, 3rd period, Edmonton received 3 minors, 3 majors and 5 10-minute misconducts for 71 minutes, Los Angeles received 5 minors, 2 majors, 6 10-minute misconducts and 1 game misconduct for 90 minutes

**MOST PENALTY MINUTES, ONE TEAM, ONE PERIOD:**

Edmonton: 82

- Oilers at Calgary, April 24/86, 3rd period, Edmonton received 6 minors, 4 majors, 4 misconducts and 1 game misconduct

Opposition: 90

- Oilers at Los Angeles, April 10/82,

- 3rd period, Los Angeles received 5 minors, 2 majors, 6 10-minute misconducts and 1 game misconduct for 90 minutes

**POWERPLAY GOALS****MOST POWERPLAY GOALS,****ONE PLAYOFF YEAR:**

30 – 1988

**MOST POWERPLAY GOALS, BOTH TEAMS, ONE SERIES:**

21 – Oilers vs NY Islanders, 1981 Quarter Finals, New York won series 4-2 and had 13 powerplay goals, Edmonton had 8 powerplay goals (Ties NHL record)

**MOST POWERPLAY GOALS, ONE TEAM, ONE SERIES:**

Edmonton: 10

- Oilers vs Winnipeg, 1988 Division Semi-Final.

- Edmonton won series 4-1

- Oilers vs Los Angeles, 1992 Division Semi-Final. Edmonton won series 4-2

Opposition: 13

- Oilers vs NY Islanders, 1981 Quarter Finals, New York won series 4-2

**MOST POWERPLAY GOALS, BOTH TEAMS, ONE GAME:**

7 – Oilers at Minnesota, April 28/84, Edmonton won 8-5 and had 3 powerplay goals, Minnesota had 4 powerplay goals (NHL record)

- Oilers vs Chicago, May 14/85, Edmonton won 10-5 and had 3 powerplay goals, Chicago had 4 powerplay goals (Ties NHL record)

- Oilers vs Los Angeles, April 9/87, Edmonton won 13-3 and had 5 powerplay goals, Los Angeles had 2 powerplay goals (Ties NHL record)





**MOST POWERPLAY GOALS, ONE TEAM, ONE GAME:**

- Edmonton: 5
- Oilers vs Los Angeles, April 9/87, Edmonton won 13-3
- Opposition: 4
- Oilers at NY Islanders, April 17/81, New York won 6-3
  - Oilers vs Los Angeles, April 7/82, Los Angeles won 10-8
  - Oilers at Minnesota, April 28/84, Edmonton won 8-5
  - Oilers vs Chicago, May 14/85, Edmonton won 10-5

**MOST POWERPLAY GOALS, BOTH TEAMS, ONE PERIOD:**

- 5 - Oilers at Minnesota, April 28/84, 2nd period, Edmonton won 8-5 and had 1 powerplay goal, Minnesota had 4 powerplay goals (NHL record)

**MOST POWERPLAY GOALS, ONE TEAM, ONE PERIOD:**

- Edmonton: 2
- Oilers vs Los Angeles, April 13/82, 1st period, Los Angeles won 7-4
  - Oilers vs Calgary, April 15/83, 3rd period, Edmonton won 5-1
  - Oilers vs NY Islanders, May 19/84, 2nd period, Edmonton won 5-2
  - Oilers vs Philadelphia, May 28/85, 1st period, Edmonton won 5-3
  - Oilers vs Los Angeles, April 9/87, 1st period, Edmonton won 13-3
  - Oilers vs Los Angeles, April 9/87, 3rd period, Edmonton won 13-3
  - Oilers vs Winnipeg, April 6/88, 3rd period, Edmonton won 7-4
  - Oilers at Winnipeg, April 10/88, 2nd period, Edmonton won 5-3
  - Oilers vs Winnipeg, April 12/88, 1st period, Edmonton won 6-2
  - Oilers vs Winnipeg, April 12/88, 2nd period, Edmonton won 6-2
  - Oilers vs Boston, May 20/88, 1st period, Edmonton won 4-2
  - Oilers vs Winnipeg, April 4/90, 1st period, Winnipeg won 7-5
  - Oilers vs Los Angeles, April 20/90, 3rd period, Edmonton won 6-1
  - Oilers vs Calgary, April 10/91, 2nd period, Edmonton won 5-2
  - Oilers vs Minnesota, May 4/91, 1st period, Edmonton won 7-2
  - Oilers vs Los Angeles, April 22/92, 3rd period, Edmonton won 4-3
  - Oilers at Vancouver, May 10/92, 2nd period, Vancouver won 4-3
  - Oilers at Dallas, April 14/01, 1st period, Edmonton won 4-3
  - Oilers vs Detroit, May 1/06, 3rd period, Edmonton won 4-3
  - Oilers at San Jose, May 14/06, 3rd period, Edmonton won 6-3
  - Oilers vs Anaheim, May 23/06, 3rd period, Edmonton won 5-4

- Oilers vs Carolina, June 17/06, 3rd period, Edmonton won 4-0
- Opposition: 4
- Oilers at Minnesota, April 28/84, 2nd period, Edmonton won 8-5 (NHL record)

**SHORTHANDED GOALS****SHORTHANDED GOALS, ONE PLAYOFF YEAR:**

- 10 - 1983 (NHL record)

**SHORTHANDED GOALS, BOTH TEAMS, ONE SERIES:**

- 7 - Oilers vs Calgary, 1983 Division Finals, Edmonton won series 4-1 and had 5 shorthanded goals, Calgary had 2 shorthanded goals (Ties NHL record)

**MOST SHORTHANDED GOALS, ONE TEAM, ONE SERIES:**

- Edmonton: 5
- Oilers vs Calgary, 1983 Division Finals, Edmonton won series 4-1 (Ties NHL record)

**Opposition: 2**

- Oilers vs NY Islanders, 1981 Quarter Finals, New York won series 4-2
- Oilers vs Calgary, 1983 Division Finals, Edmonton won series 4-1
- Oilers vs Calgary, 1984 Division Finals, Edmonton won series 4-3
- Oilers vs Winnipeg, 1985 Division Finals, Edmonton won series 4-0
- Oilers vs Winnipeg, 1988 Division Semi-Final, Edmonton won series 4-1

**MOST SHORTHANDED GOALS, BOTH TEAMS, ONE GAME:**

- 3 - Oilers at Calgary, April 17/83, Edmonton won 10-2 and had 3 shorthanded goals
- Oilers at Winnipeg, April 9/88, Winnipeg won 6-4 and scored 2 shorthanded goals. Edmonton scored 1 shorthanded goal.

**MOST SHORTHANDED GOALS, ONE TEAM, ONE GAME:**

- Edmonton: 3
- Oilers at Calgary, April 17/83, Edmonton won 10-2 (Ties NHL record)

**Opposition: 2**

- Oilers at Winnipeg, April 9/88, Winnipeg won 6-4.

**MOST SHORTHANDED GOALS, BOTH TEAMS, ONE PERIOD**

- 2 - Oilers vs Calgary, April 14/83, 3rd period, Edmonton won 6-3 and had 1 shorthanded goal, Calgary had 1 shorthanded goal
- Oilers vs Chicago, April 24/83, 3rd period, Edmonton won 8-4 and had 2 shorthanded goals, Chicago had 0 shorthanded goals
  - Oilers at Winnipeg, April 9/88, 2nd period, Winnipeg won 6-4 and scored 1 shorthanded goal. Edmonton scored 1 shorthanded goal.

**MOST SHORTHANDED GOALS, ONE TEAM,  
ONE PERIOD:**

Edmonton: 2

– Oilers vs Chicago, April 24/83,  
3rd period, Edmonton won 8-4  
(Ties NHL record)

Opposition: 1

**FASTEST GOALS**

**FASTEST FIVE GOALS, BOTH TEAMS:**

5 Minutes, 12 Seconds

– Oilers at Minnesota, April 28/84,  
2nd period. Scorers Mark Napier,  
North Stars, 8:48, Mark Napier,  
North Stars, 10:22, Neal Broten  
North Stars, 12:04, Neal Broten,  
North Stars, 12:36; Paul Coffey, Oilers,  
14:00, Edmonton won 8-5

**FASTEST FIVE GOALS, ONE TEAM:**

Edmonton: 5 Minutes, 44 Seconds

– Oilers at Minnesota, April 28/84,  
3rd period. Scorers: Jari Kurri 4:58;  
Glenn Anderson 6:06; Ken Linseman 7:05;  
Mark Messier 10:10; Wayne Gretzky  
10:42, Edmonton won 8-5

Opposition: 8 Minutes, 27 Seconds

– Oilers at Minnesota, April 28/84,  
2nd period. Scorers: Brad Maxwell 4:09;  
Mark Napier 8:48, Mark Napier 10:22;  
Neal Broten 12:04; Neal Broten 12:36,  
Edmonton won 8-5

**FASTEST FOUR GOALS, BOTH TEAMS:**

2 Minutes, 30 Seconds

– Oilers at Chicago, May 12/85, 1st period.  
Scorers: Denis Savard, Chicago, 17:05;  
Jaroslav Pouzar, Edmonton, 17:20;  
Curt Fraser, Chicago, 18:17; Al Secord,  
Chicago, 19:35, Chicago won 8-6

**FASTEST FOUR GOALS, ONE TEAM:**

Edmonton: 4 Minutes, 25 Seconds

– Oilers vs Los Angeles, April 20/90,  
3rd period. Scorers: Jari Kurri 13:14;  
Mark Lamb 14:29, Esa Tikkanen 16:38;  
Craig MacTavish 17:39, Edmonton won 6-1

Opposition: 3 Minutes, 48 Seconds

– Oilers at Minnesota, April 28/84,  
2nd period. Scorers: Mark Napier 8:48;  
Mark Napier 10:22; Neal Broten 12:04;  
Neal Broten 12:36, Edmonton won 8-5

**FASTEST THREE GOALS, BOTH TEAMS:**

31 Seconds

– Oilers vs Philadelphia, May 25/85,  
1st period. Scorers: Wayne Gretzky,  
Edmonton, 1:10, 1:25; Derrick Smith,  
Philadelphia, 1:41; Edmonton won 4-3  
(NHL record)

**FASTEST THREE GOALS, ONE TEAM:**

Edmonton: 1 Minute, 48 Seconds

– Oilers vs Winnipeg, April 6/83,  
1st period. Scorers: Ken Linseman 14:10;  
Dave Hunter 14:17; Wayne Gretzky 15:58,  
Edmonton won 6-3

Opposition: 1 Minute, 26 Seconds

– Oilers at Chicago, May 16/92,  
2nd period. Scorers: Mike Peluso 2:51;  
Jeremy Roenick 3:20; Steve Smith 4:17,  
Chicago won 8-2

**FASTEST TWO GOALS, BOTH TEAMS:**

11 Seconds

– Oilers vs Calgary, April 8/91, 1st period.  
Scorers: Joe Nieuwendyk, Calgary,  
2:03; Esa Tikkanen, Edmonton, 2:14;  
Edmonton won 4-3

**FASTEST TWO GOALS, ONE TEAM:**

Edmonton: 7 Seconds

– Oilers vs Winnipeg, April 6/83,  
1st period. Scorers: Ken Linseman 14:10;  
Dave Hunter 14:17, Edmonton won 6-3  
– Oilers vs Chicago, May 7/85, 3rd period.  
Scorers: Jari Kurri 19:36; Glenn Anderson  
19:43 (both ENG), Edmonton won 7-3

Opposition: 11 Seconds

– Oilers at Los Angeles, April 22/90,  
1st period. Scorers: Larry Robinson 19:20;  
Todd Elik 19:31, Edmonton won 5-4

**FASTEST THREE GOALS FROM THE START OF A  
GAME, BOTH TEAMS:**

1 Minute, 41 Seconds

– Oilers vs Philadelphia, May 25/85.  
Scorers: Wayne Gretzky, Oilers, 1:10;  
Wayne Gretzky, Oilers 1:25;  
Derrick Smith, Philadelphia, 1:41;  
Edmonton won 4-3

**FASTEST THREE GOALS FROM THE START OF A  
GAME, ONE TEAM:**

Edmonton: 6 Minutes, 26 Seconds

– Oilers vs Los Angeles, April 9/87.  
Scorers: Jari Kurri 2:51; Glenn Anderson  
5:17; Jari Kurri 6:26, Oilers won 13-3  
Opposition: 12 Minutes, 4 Seconds  
– Oilers at Winnipeg, April 10/90.  
Scorers: Mark Kumpel 4:55;  
Pat Elynuik 11:42; Doug Evans 12:04,  
Winnipeg won 4-3 in double overtime

**FASTEST THREE GOALS FROM THE START OF A  
PERIOD, BOTH TEAMS:**

1 Minute, 41 Seconds

– Oilers vs Philadelphia, May 25/85,  
1st period. Scorers: Wayne Gretzky,  
Oilers, 1:10; Wayne Gretzky, Oilers, 1:25;  
Derrick Smith, Philadelphia, 1:41;  
Edmonton won 4-3



**FASTEST THREE GOALS FROM THE START OF A PERIOD, ONE TEAM:**

Edmonton: 5 Minutes, 1 Second  
– Oilers vs Detroit, May 5/88,  
3rd period. Scorers: Mark Messier 0:48;  
Jari Kurri 1:18; Craig Simpson 5:01,  
Edmonton won 5-3

Opposition: 4 Minutes, 30 Seconds  
– Oilers at NY Islanders, April 16/81,  
2nd period. Scorers: John Tonelli 2:46;  
Hector Marini 3:33; Denis Potvin 4:30,  
New York won 8-2

**FASTEST TWO GOALS FROM THE START OF A GAME, BOTH TEAMS:**

4 Minutes, 19 Seconds  
– Oilers vs Detroit, May 11/88.  
Scorers: Craig Simpson, Edmonton, 0:47;  
Brent Ashton, Detroit, 4:19, Edmonton  
won 8-4

**FASTEST TWO GOALS FROM THE START OF A GAME, ONE TEAM:**

Edmonton: 1 Minute, 25 Seconds  
– Oilers vs Philadelphia, May 25/85.  
Scorers: Wayne Gretzky 1:10;  
Wayne Gretzky 1:25; Edmonton won 4-3  
Opposition: 5 Minutes, 48 Seconds  
– Oilers at NY Islanders, May 12/84.  
Scorers: Bryan Trottier 0:53; Greg Gilbert  
5:48, New York won 6-1

**FASTEST TWO GOALS FROM THE START OF A PERIOD, BOTH TEAMS:**

2 Minutes, 4 Seconds  
– Oilers vs Winnipeg, April 4/90,  
2nd period. Scorers: Mark Messier,  
Oilers, 0:35; Moe Mantha, Jets, 2:04,  
Winnipeg won 7-5

**FASTEST TWO GOALS FROM THE START OF A PERIOD, ONE TEAM:**

Edmonton: 1 Minute, 18 Seconds  
– Oilers vs Detroit, May 5/88,  
3rd period. Scorers: Mark Messier 0:48;  
Jari Kurri 1:18; Edmonton won 5-3  
Opposition: 35 Seconds  
– Oilers at NY Islanders, May 19/84,  
3rd period. Scorers: Pat LaFontaine 0:13;  
Pat LaFontaine 0:35, Edmonton won 5-2

# OKLAHOMA CITY BARONS

Member of the American Hockey League



## TEAM ADDRESS:

501 N. Walker, Suite 140  
Oklahoma City, OK 73102  
Phone: 405-232-4625 • Fax: 405-232-4622  
Website: www.okcbarons.com  
Box Office: 1-800-745-3000  
Box Office Website: www.ticketmaster.com  
Facebook: facebook.com/okcbarons  
Twitter: @okcbaronshockey & @okc\_barons

## ARENA ADDRESS:

Cox Convention Center  
1 Myriad Gardens  
Oklahoma City, OK 73102  
Phone: 405-602-8500  
Fax: 405-602-8505  
Facebook: facebook.com/coxconventioncenter  
Twitter: @coxconvcenter

## TEAM INFORMATION

Club Colors: navy blue, white, tan, red  
Website: www.okcbarons.com  
Home Arena: Cox Convention Center  
Seating Capacity: 7,500  
Dimensions of Ice Surface: 200' X 85'  
Ticket Prices: \$38, \$28, \$23, \$16 (tickets \$2 more day of game)  
Press Box Locations: Bottom of Sections 409 and 411  
Flagship Radio Station: 96.1 KKY  
Time Zone: Central

Owner and President of Prodigal LLC .....	Bob Funk Jr
General Manager .....	Bill Scott
Head Coach .....	Todd Nelson
Assistant Coaches .....	Gerry Fleming, Rocky Thompson
Hockey Operations Manager .....	Chris Dashney
Athletic Trainer .....	Brandon Dionne, ATC
Head Equipment Manager .....	Matt Mitchell
Senior Executive Vice President, Operations .....	Mindy Lummus
Senior Executive Vice President, Development .....	John Allgood
Executive Vice President, Marketing .....	Brenda Bennett
Executive Vice President, Sales .....	Jon Beilstein
Director of Partnership Sales .....	Mark Pritchard
Partnership Account Executive .....	Mike Storzyszyn
Partnership Account Executive .....	Chris Maxon
Director of Communications & Public Relations .....	Josh Evans
Digital Media Coordinator .....	Chris Wescott
Director of Creativity & Entertainment .....	Darren Ransley
Director Community Outreach .....	Brian Chandler
Production Manager .....	Tyler Cunningham
Ticket Operations Manager .....	Jeff Kretchmar
Ticket Operations Assistant .....	Kirsten Cramer
Senior Account Executive, Ticket Sales .....	Stacie Rathbun, Cole Butcher
Account Executives .....	Chris Halley, Amber Morrow, Ben Veazey, Mark Lechner, Daniel Ebbert
Administrative Assistant .....	Jordan Fralick



**Bill Scott**  
General Manager



**Todd Nelson**  
Head Coach



**Gerry Fleming**  
Assistant Coach



**Rocky Thompson**  
Assistant Coach

## STOCKTON THUNDER 2012-13 SCHEDULE

(HOME GAMES IN BOLD)

DATE	LOCATION	TIME	OPPONENT	TIME	LOCATION	OPPONENT	TIME
<b>OCTOBER</b>							
Fri. Oct. 12	at Lake Erie	6:30 PM	Houston	5:05 PM	<b>Tue. Feb. 26</b>	Texas	7:00 PM
Sat. Oct. 13	at Lake Erie	12:00 PM	Texas	7:00 PM	Sat. March 2	Texas	7:00 PM
Fri. Oct. 19	San Antonio	7:00 PM	Texas	7:30 PM	Sun. March 3	Charlotte	5:00 PM
Sat. Oct. 20	Lake Erie	7:00 PM	San Antonio	7:00 PM	Mon. March 4	Charlotte	6:00 PM
Tue. Oct. 23	Lake Erie	7:00 PM	Texas	6:00 PM	Fri. March 8	Rockford	7:00 PM
Fri. Oct. 26	Houston	7:00 PM	Houston	5:05 PM	Sat. March 9	Rockford	7:00 PM
Sun. Oct. 28	Texas	4:00 PM	Tue. Jan. 1	6:00 PM	Sun. March 10	San Antonio	4:30 PM
Fri. Nov. 2	Houston	7:00 PM	Fri. Jan. 4	7:00 PM	Wed. March 13	San Antonio	7:00 PM
Sat. Nov. 3	Houston	7:00 PM	Sat. Jan. 5	7:00 PM	<b>Tue. March 19</b>	Rochester	7:00 PM
Sun. Nov. 4	San Antonio	4:30 PM	Sun. Jan. 6	4:00 PM	Fri. March 22	Houston	7:00 PM
Fri. Nov. 9	Abbotsford	9:00 PM	Fri. Jan. 11	7:00 PM	Sat. March 23	San Antonio	7:00 PM
Sat. Nov. 10	Abbotsford	9:00 PM	Sat. Jan. 12	7:00 PM	Wed. March 27	Chicago	7:00 PM
Tue. Nov. 13	Toronto	10:35 AM	Sun. Jan. 13	4:00 PM	Fri. March 29	Peoria	7:05 PM
Fri. Nov. 16	Milwaukee	7:00 PM	Fri. Jan. 18	7:00 PM	Sat. March 30	Rockford	7:05 PM
Sat. Nov. 17	Milwaukee	7:00 PM	Sat. Jan. 19	7:00 PM	<b>Tue. April 2</b>	Hamilton	7:00 PM
Wed. Nov. 21	Texas	7:30 PM	Wed. Jan. 23	6:00 PM	Fri. April 5	Texas	7:30 PM
Sat. Nov. 24	Charlotte	6:00 PM	Fri. Jan. 25	7:00 PM	<b>Sat. April 6</b>	Chicago	7:00 PM
Sun. Nov. 25	Charlotte	2:00 PM	Sat. Jan. 26	7:05 PM	<b>Sun. April 7</b>	Chicago	4:00 PM
Thu. Nov. 29	Houston	7:05 PM	Thu. Jan 31	7:00 PM	Wed. April 10	Houston	7:05 PM
Fri. Nov. 30	Houston	7:05 PM	Fri. Feb. 1	7:00 PM	Fri. April 12	Rochester	6:05 PM
Sat. Dec. 8	San Antonio	7:00 PM	Fri. Feb. 8	7:00 PM	Sun. April 14	Hamilton	4:00 PM
Sun. Dec. 9	San Antonio	4:30 PM	Sat. Feb. 9	7:00 PM	Tue. April 16	Toronto	6:00 PM
Tue. Dec. 11	Peoria	7:00 PM	Fri. Feb. 15	7:00 PM	Fri. April 19	Abbotsford	7:00 PM
Fri. Dec. 14	San Antonio	7:00 PM	Sat. Feb. 16	7:00 PM	Sat. April 20	Abbotsford	7:00 PM
Sat. Dec. 15	San Antonio	7:00 PM	Fri. Feb. 22	7:05 PM	Sun. April 21	Houston	4:00 PM
			Sat. Feb. 23	Houston			



## OKLAHOMA CITY BARONS 2011-12 INDIVIDUAL STATS

#	PLAYER	GP	G	A	PTS	+/-	PIM	PP	SHG	SOG	SH%
28	Ryan Keller	71	21	28	49	22	38	3	0	195	10.8
26	Mark Arcobello	73	17	26	43	16	28	3	0	185	9.2
15	Philippe Cornet	67	24	13	37	-3	26	11	0	135	17.8
12	Josh Green	51	16	21	37	19	39	4	0	116	13.8
10	Teemu Hartikainen	51	14	18	32	1	19	5	0	119	11.8
36	Hunter Tremblay	68	16	15	31	14	47	0	5	103	15.5
19	Bryan Rodney (total)	67	6	24	30	-2	28	3	0	114	5.3
	SYR	41	5	15	20	-11	10	2	0	75	6.7
	OKC	26	1	9	10	9	18	1	0	39	2.6
16	Magnus Paajarvi	34	7	18	25	8	4	0	0	100	7.0
4	Taylor Chorney	50	6	18	24	15	29	1	0	66	9.1
20	Bryan Helmer	69	3	21	24	13	45	2	0	90	3.3
9	Tyler Pitlick	62	7	16	23	-1	28	3	0	130	5.4
29	Chris VandeVelde	68	7	16	23	-4	33	1	1	86	8.1
21	Tanner House	68	8	12	20	14	31	0	0	82	9.8
14	Antti Tyrvainen	55	6	13	19	9	71	0	1	86	7.0
7	Gilbert Brule (X)	27	8	10	18	-4	31	5	0	59	13.6
18	Ryan O'Marra	40	8	9	17	15	58	0	1	75	10.7
30	Linus Omark (X)	18	6	10	16	4	8	1	0	35	17.1
23	Triston Grant	53	11	4	15	15	163	0	0	69	15.9
34	Alex Plante	41	1	13	14	16	84	1	0	43	2.3
5	Dylan Yeo	48	5	8	13	5	37	1	0	72	6.9
13	Curtis Hamilton	41	5	6	11	2	8	1	0	54	9.3
33	Colten Teubert	46	2	8	10	7	60	0	0	49	4.1
27	Kevin Montgomery	48	2	7	9	9	28	1	0	26	7.7
8	Kirill Tulupov	33	1	7	8	2	71	0	0	18	5.6
24	Ryan Lowery	28	1	6	7	0	16	0	0	17	5.9
6	Dan Ringwald	31	1	6	7	8	9	1	0	29	3.4
37	Anton Lander	14	1	4	5	-1	10	0	0	29	3.4
32	Lennart Petrell (X)	9	2	2	4	0	4	0	0	25	8.0
19	Milan Kytnar (X)	13	1	2	3	0	4	0	0	18	5.6
6	Johan Motin (X)	10	0	2	2	4	8	0	0	5	0.0
22	Ryan Martindale	16	0	2	2	-2	4	0	0	11	0.0
5	Jeff Petry (X)	2	0	1	1	1	2	0	0	5	0.0
2	Martin Marincin	6	0	1	1	4	2	0	0	5	0.0
37	Andrew Martens	12	0	1	1	-3	2	0	0	18	0.0
35	Yann Danis	43	0	1	1	0	2	0	0	0	0.0
39	Sean Erickson (X)	1	0	0	0	1	2	0	0	0	0.0
39	Mike Marcou (X)	2	0	0	0	0	0	0	0	1	0.0
31	Olivier Roy (X)	3	0	0	0	0	0	0	0	0	0.0
3	Darcy Campbell (total) (X)	5	0	0	0	-2	4	0	0	3	0.0
	SPR	3	0	0	0	0	2	0	0	2	0.0
	OKC	2	0	0	0	-2	2	0	0	1	0.0
40	Cameron Abney	14	0	0	0	-1	24	0	0	8	0.0
1	David LeNeveu	34	0	0	0	0	4	0	0	0	0.0
	BENCH	76	5				22			5	
	TOTALS	76	213	354	562	212	1121	45	8	2209	0.094
#	GOALIES	GP	MINS	W	L	SL	SO	GA	GAA	SVS	SV%
35	Yann Danis	43	2544:46	26	14	2	5	88	2.07	1077	0.924
1	David LeNeveu	34	1927:24	18	12	3	2	72	2.24	810	0.918
31	Olivier Roy (X)	3	128:18	1	0	0	0	5	2.34	74	0.937
	TOTALS	76	4624:44	45	26	5	7	171	2.22	1961	0.920

## OKLAHOMA CITY BARONS 2012 PLAYOFFS INDIVIDUAL STATS

#	PLAYER	GP	G	A	PTS	+/-	PIM	PP	SHG	SOG	SH%
26	Mark Arcobello	14	5	8	13	-2	6	3	0	36	13.9
16	Magnus Paajarvi	14	2	9	11	4	2	1	0	46	4.3
28	Ryan Keller	14	5	5	10	0	14	2	0	35	14.3
19	Bryan Rodney	14	2	8	10	-2	12	2	0	18	11.1
10	Teemu Hartikainen	14	4	4	8	1	4	1	0	30	13.3
5	Dylan Yeo	14	1	7	8	6	37	0	0	28	3.6
9	Tyler Pitlick	13	2	5	7	2	2	0	0	19	10.5
15	Philippe Cornet	14	2	5	7	-6	2	0	0	31	6.5
29	Chris VandeVelde	14	6	0	6	8	10	0	0	32	18.8
36	Hunter Tremblay	8	4	2	6	8	2	0	1	18	22.2
12	Josh Green	9	4	2	6	1	4	0	0	24	16.7
37	Anton Lander	14	2	2	4	0	4	0	0	25	8.0
6	Dan Ringwald	14	0	4	4	2	8	0	0	10	0.0
21	Tanner House	14	1	2	3	2	7	0	0	20	5.0
20	Bryan Helmer	14	0	3	3	4	6	0	0	18	0.0
4	Taylor Chorney	10	0	1	1	-4	6	0	0	12	0.0
34	Alex Plante	14	0	1	1	5	26	0	0	6	0.0
14	Antti Tyrvainen	14	0	1	1	-1	20	0	0	24	0.0
1	David LeNeveu	1	0	0	0	0	0	0	0	0	0.0
13	Curtis Hamilton	2	0	0	0	-1	2	0	0	2	0.0
40	Cameron Abney	3	0	0	0	-1	12	0	0	2	0.0
33	Colten Teubert	4	0	0	0	0	2	0	0	4	0.0
23	Triston Grant	7	0	0	0	-1	29	0	0	10	0.0
35	Yann Danis	14	0	0	0	0	0	0	0	0	0.0
	BENCH	14	0				2			0	
	TOTALS	14	40	69	109	25	219	9	1	450	0.089
#	GOALIES	GP	MINS	W	L	SL	SO	GA	GAA	SVS	SV%
1	David LeNeveu	1	19:31	0	0	0	0	0	0.00	3	1.000
35	Yann Danis	14	842:21	8	6	0	1	33	2.35	302	0.901
	TOTALS	14	868:35	8	6	0	1	36	2.49	305	0.894



# STOCKTON THUNDER MANAGEMENT DIRECTORY

Member of the ECHL

**PHYSICAL ADDRESS:**

Stockton Thunder Professional Hockey  
248 W. Fremont Street  
Stockton, CA. 95203  
Tel: (209) 373-1500  
Fax: (209) 373-1525  
Website: www.stocktonthunder.com

**NHL affiliate:**  
Edmonton Oilers  
**AHL affiliate:**  
Oklahoma City Barons

**Arena:** Stockton Arena  
Opened: 2005  
Capacity: 9,737  
Ticket office: (209) 373-1700



Owner: ..... Brad Rowbotham  
President/Alt. Governor: ..... Dan Chapman  
Vice President of Sales: ..... Dave Piecuch  
Manager of Group Sales: ..... Robert Norton  
Director of Corporate Partnerships: ..... Debra Bachle  
Senior Account Executive: ..... Vincent Munguia  
Account Executive: ..... Ben Faulner  
Account Executive: ..... Jessica Garcia  
Account Executive: ..... Tim Biehl  
Account Executive: ..... Justin Ellison  
Account Executive: ..... Michael Ravotti  
Outside Account Executive: ..... Kirk Goodman  
Bookkeeper: ..... Tess Jaurigue  
Director of Operations: ..... Bryan Boyes  
Director of Broadcasting and Media Relations: ..... Mike Benton  
Manager of Marketing & Business Development: ..... Melissa Piffero  
Internet Marketing Manager & Graphic Designer: ..... Mark Misiewicz  
Manager of Administration & Community Relations: ..... Linda Vasquez  
Video Production Supervisor: ..... Jay Lizotte  
Head Coach: ..... Matt Thomas  
Assistant Coach: ..... TBD  
Head Athletic Trainer: ..... Kevin Anderson  
Equipment Manager: ..... Brennan Cody  
Strength and Conditioning Coach: ..... Brandon Taylor



**Brad Rowbotham**  
Owner



**Dan Chapman**  
President



**Matt Thomas**  
Head Coach

## STOCKTON THUNDER 2012-13 SCHEDULE

### 2012-13 PRE-SEASON SCHEDULE

Wed. Oct. 3 @ SAN FRANCISCO 7:00 p.m.  
Fri. Oct. 5 @ BAKERSFIELD 7:00 p.m.  
Sat. Oct. 6 BAKERSFIELD 7:30 p.m.

### OCTOBER

Fri. Oct. 12 Ontario 7:30 p.m.  
Sat. Oct. 13 at Ontario 6:00 p.m.  
Fri. Oct. 19 at Las Vegas 7:05 p.m.  
Sat. Oct. 20 at Las Vegas 7:05 p.m.  
Sat. Oct. 27 at Bakersfield 7:00 p.m.  
Sun. Oct. 28 Bakersfield 4:00 p.m.

### NOVEMBER

Fri. Nov. 2 Bakersfield 7:30 p.m.  
Sat. Nov. 3 Alaska 7:30 p.m.  
Sun. Nov. 4 Alaska 4:00 p.m.  
Fri. Nov. 9 at San Francisco 7:15 p.m.  
Mon. Nov. 12 at Utah 6:05 p.m.  
Wed. Nov. 14 at Idaho 6:10 p.m.  
Fri. Nov. 16 Utah 7:30 p.m.  
Sun. Nov. 18 Idaho 4:00 p.m.  
Fri. Nov. 23 Bakersfield 7:30 p.m.  
Sat. Nov. 24 at San Francisco 7:15 p.m.  
Wed. Nov. 28 Alaska 7:00 p.m.  
Fri. Nov. 30 at Ontario 7:00 p.m.

### DECEMBER

Sat. Dec. 1 Bakersfield 7:30 p.m.  
Tue. Dec. 4 Las Vegas 7:00 p.m.  
Wed. Dec. 5 Las Vegas 7:00 p.m.

Sat. Dec. 8 at Las Vegas 7:05 p.m.  
Sun. Dec. 9 at Bakersfield 5:00 p.m.  
Thur. Dec. 13 at San Francisco 7:15 p.m.  
Fri. Dec. 14 Colorado 7:30 p.m.  
Sat. Dec. 15 Colorado 7:30 p.m.  
Wed. Dec. 19 at Alaska 8:15 p.m.  
Fri. Dec. 21 at Alaska 8:15 p.m.  
Sat. Dec. 22 at Alaska 8:15 p.m.  
Thur. Dec. 27 at Bakersfield 7:00 p.m.  
Fri. Dec. 28 at Bakersfield 7:00 p.m.  
Sat. Dec. 29 Las Vegas 7:30 p.m.  
Mon. Dec. 31 at Utah 5:05 p.m.

### JANUARY

Wed. Jan. 2 at Utah 6:05 p.m.  
Fri. Jan. 4 Alaska 7:30 p.m.  
Sat. Jan. 5 Colorado 7:30 p.m.  
Wed. Jan. 9 at Colorado 6:05 p.m.  
Fri. Jan. 11 at Colorado 6:05 p.m.  
Sat. Jan. 12 at Colorado 6:05 p.m.  
Wed. Jan. 16 at San Francisco 7:15 p.m.  
Fri. Jan. 18 San Francisco 7:30 p.m.  
Sat. Jan. 19 at San Francisco 7:15 p.m.  
Sun. Jan. 20 San Francisco 4:00 p.m.  
Fri. Jan. 25 Utah 7:30 p.m.  
Sat. Jan. 26 Utah 7:30 p.m.  
Sun. Jan. 27 Utah 4:00 p.m.  
Wed. Jan. 30 San Francisco 7:00 p.m.

### (HOME GAMES IN BOLD)

### FEBRUARY

Fri. Feb. 1 Idaho 7:30 p.m.  
Sat. Feb. 2 Idaho 7:30 p.m.  
Tue. Feb. 5 at Bakersfield 7:00 p.m.  
Fri. Feb. 8 at Alaska 8:15 p.m.  
Sat. Feb. 9 at Alaska 8:15 p.m.  
Sun. Feb. 10 at Alaska 4:05 p.m.  
Fri. Feb. 15 Ontario 7:30 p.m.  
Sat. Feb. 16 San Francisco 7:30 p.m.  
Sun. Feb. 17 at San Francisco 2:15 p.m.  
Wed. Feb. 20 at Ontario 7:00 p.m.  
Thur. Feb. 21 at Bakersfield 7:00 p.m.  
Fri. Feb. 22 at Bakersfield 7:00 p.m.  
Sun. Feb. 24 Ontario 4:00 p.m.

### MARCH

Sat. Mar. 2 at Ontario 6:00 p.m.  
Sun. Mar. 3 Ontario 4:00 p.m.  
Fri. Mar. 8 Las Vegas 7:30 p.m.  
Sat. Mar. 9 Las Vegas 7:30 p.m.  
Sun. Mar. 10 Ontario 4:00 p.m.  
Wed. Mar. 13 San Francisco 7:00 p.m.  
Fri. Mar. 15 at Ontario 7:00 p.m.  
Sat. Mar. 16 Ontario 7:30 p.m.  
Sun. Mar. 17 Bakersfield 4:00 p.m.  
Fri. Mar. 22 at San Francisco 7:15 p.m.  
Sat. Mar. 23 at San Francisco 7:15 p.m.  
Sat. Mar. 30 Idaho 7:30 p.m.

2013 ECHL ALL-STAR GAME - Wed. Jan. 23 (Colorado)

## STOCKTON THUNDER 2011-12 INDIVIDUAL STATS

#	NAME	POS	GP	G	A	PTS	+/-	PIM	PPG	SHG	PT/G	PIMPG	SOG
71	Kevin Baker	RW	68	27	29	56	-9	46	10	0	0.82	0.68	293
83	Matt Foy	RW	67	16	36	52	-4	71	3	1	0.78	1.06	175
18	Jordan Fulton	LW	70	17	29	46	+16	111	1	1	0.66	1.59	157
* 5	Mike Little	D	70	10	31	41	+22	36	2	0	0.59	0.51	119
* 28	Matt Reber (total)	RW	66	11	25	36	-11	18	3	1	0.55	0.27	144
	Utah Grizzlies	F	33	6	14	20	-14	12	2	1	0.61	0.36	90
	Stockton Thunder	RW	33	5	11	16	+3	6	1	0	0.48	0.18	54
* 13	Jesse Fratkin	RW	56	11	19	30	-4	29	3	0	0.54	0.52	99
* 9	Max Campbell (total)	C	50	14	15	29	-5	10	2	1	0.58	0.20	130
	Greenville Road Warriors	F	17	2	2	4	-5	4	0	0	0.24	0.24	46
	Stockton Thunder	C	33	12	13	25	0	6	2	1	0.76	0.18	107
23	Rob Kwiet (total)	D	60	5	24	29	-3	54	4	0	0.48	0.90	101
	Reading Royals	D	48	5	16	21	-6	42	4	0	0.44	0.88	74
	Stockton Thunder	D	12	0	8	8	+3	12	0	0	0.67	1.00	27
26	Ian O'Connor	LW	49	15	11	26	-9	47	2	1	0.53	0.96	137
* 8	Nathan Deck	D	60	7	19	26	+9	37	1	1	0.43	0.62	93
* 12	Gabriel Levesque	C	26	9	14	23	+8	10	1	0	0.88	0.38	43
27	Colten Hayes	D	39	3	18	21	+2	69	1	0	0.54	1.77	50
10	Chris D'Alvise	C	22	11	9	20	+6	27	2	0	0.91	1.23	84
24	Garet Hunt	LW	69	7	12	19	-4	255	0	0	0.28	3.70	140
23	Chris Doyle	C	19	12	5	17	+5	12	4	0	0.89	0.63	52
9	Bretton Cameron	RW	34	6	9	15	-5	69	2	1	0.44	2.03	58
* 7	Ryan Martindale	C	34	6	9	15	-13	10	4	0	0.44	0.29	108
16	Jordan Foreman	C	30	5	9	14	-4	80	2	0	0.47	2.67	47
19	Milan Kytnar	C	17	7	5	12	+8	14	2	0	0.71	0.82	50
* 2	Tony DeHart	D	46	4	8	12	+1	22	1	0	0.26	0.48	55
17	Jason Morgan	C	29	2	8	10	-19	26	1	0	0.34	0.90	60
6	Dan Ringwald	D	12	2	6	8	-5	8	2	0	0.67	0.67	23
4	Jody Pederson	D	54	1	7	8	-23	16	0	0	0.15	0.30	62
* 50	Sebastian Owuya	D	35	0	8	8	-3	41	0	0	0.23	1.17	23
16	Ryan Lowery	D	22	1	6	7	-5	2	1	0	0.32	0.09	40
3	Cameron Brodie	D	52	0	7	7	-8	68	0	0	0.13	1.31	60
* 36	Cameron Abney	RW	29	2	3	5	-2	132	0	0	0.17	4.55	28
* 11	Brock Matheson	D	45	0	2	2	-7	27	0	0	0.04	0.60	25
* 29	Thomas Heemskerk	G	25	0	1	1	0	2	0	0	0.04	0.08	0
* 31	Olivier Roy	G	40	0	1	1	0	0	0	0	0.03	0.00	0
* 1	Jody O'Neill	G	1	0	0	0	0	0	0	0	0.00	0.00	0
1	Shane Madolora	G	2	0	0	0	0	0	0	0	0.00	0.00	0
23	Tyler Shelast	F	2	0	0	0	-4	0	0	0	0.00	0.00	6
* 26	Greg Squires	RW	2	0	0	0	-1	0	0	0	0.00	0.00	4
* 26	Matthew Clune	D	3	0	0	0	+3	9	0	0	0.00	3.00	6
35	Alex Stalock	G	6	0	0	0	0	0	0	0	0.00	0.00	0

\* indicates Rookie, X indicates no longer on team





## STOCKTON THUNDER 2012 PLAYOFFS INDIVIDUAL STATS

#	NAME	POS	GP	G	A	PTS	+/-	PIM	PPG	SHG	PT/G	PIMPG	SOG
9	Max Campbell	C	8	5	5	10	+1	0	1	0	1.25	0.00	22
10	Chris D'Alvise	C	8	3	5	8	+3	39	2	0	1.00	4.88	33
71	Kevin Baker	RW	8	1	5	6	-3	2	0	0	0.75	0.25	27
83	Matt Foy	RW	6	1	3	4	-4	6	0	0	0.67	1.00	9
* 26	Greg Squires	RW	7	2	1	3	+2	6	0	0	0.43	0.86	12
* 13	Jesse Fratkin	RW	8	2	0	2	-5	4	0	1	0.25	0.50	25
* 12	Gabriel Levesque	C	8	1	1	2	-2	0	1	0	0.25	0.00	10
* 8	Nathan Deck	D	8	0	2	2	0	2	0	0	0.25	0.25	3
* 2	Tony DeHart	D	8	0	2	2	+2	0	0	0	0.25	0.00	9
* 5	Mike Little	D	8	0	2	2	-3	2	0	0	0.25	0.25	10
17	Jason Morgan	C	8	0	2	2	+2	7	0	0	0.25	0.88	6
18	Jordan Fulton	LW	8	1	0	1	-6	12	0	1	0.12	1.50	22
24	Garet Hunt	LW	8	1	0	1	0	14	0	0	0.12	1.75	9
16	Ryan Lowery	D	6	0	1	1	+1	6	0	0	0.17	1.00	3
3	Cameron Brodie	D	8	0	1	1	-1	8	0	0	0.12	1.00	11
* 31	Olivier Roy	G	8	0	1	1	0	0	0	0	0.12	0.00	0
* 50	Sebastian Owuya	D	2	0	0	0	-1	0	0	0	0.00	0.00	1
* 28	Matt Reber	RW	3	0	0	0	-1	2	0	0	0.00	0.67	6
23	Rob Kwiet	D	8	0	0	0	-3	26	0	0	0.00	3.25	9

\* indicates Rookie, X indicates no longer on team

## 2010 - 11 AMERICAN HOCKEY LEAGUE FINAL STANDINGS

### EASTERN CONFERENCE

#### ATLANTIC DIVISION

GP	W	L	OTL	SL	PTS	PCT	GF	GA	
y St. John's IceCaps	76	43	25	5	3	94	0.618	240	216
x Manchester Monarchs	76	39	32	2	3	83	0.546	207	208
Portland Pirates	76	36	31	4	5	81	0.533	223	254
Providence Bruins	76	35	34	3	4	77	0.507	193	214
Worcester Sharks	76	31	33	4	8	74	0.487	199	218

#### NORTHEAST DIVISION

GP	W	L	OTL	SL	PTS	PCT	GF	GA	
y Bridgeport Sound Tigers	76	41	26	3	6	91	0.599	233	219
x Connecticut Whale	76	36	26	7	7	86	0.566	210	208
Adirondack Phantoms	76	37	35	2	2	78	0.513	204	217
Springfield Falcons	76	36	34	3	3	78	0.513	217	231
Albany Devils	76	31	34	6	5	73	0.480	190	226

#### EAST DIVISION

GP	W	L	OTL	SL	PTS	PCT	GF	GA	
y Norfolk Admirals	76	55	18	1	2	113	0.743	273	180
x Wilkes-Barre/Scranton Penguins	76	44	25	2	5	95	0.625	235	215
x Hershey Bears	76	38	26	4	8	88	0.579	244	225
x Syracuse Crunch	76	37	29	5	5	84	0.553	238	234
Binghamton Senators	76	29	40	5	2	65	0.428	201	243

### 2012 CALDER CUP PLAYOFFS FINALS

NORFOLK vs. TORONTO  
Norfolk wins series 4 - 0

#### CONFERENCE FINALS

##### Eastern Conference Finals

NORFOLK vs. ST. JOHNS  
Norfolk wins series 4 - 0

##### Western Conference Finals

OKLAHOMA CITY vs. TORONTO  
Toronto wins series 4 - 1

### EASTERN CONFERENCE SEMI FINALS

#### NORFOLK vs. CONNECTICUT

Norfolk wins series 4 - 2

#### ST. JOHNS vs. WILKES-BARRE/ SCRANTON

St. Johns wins series 4 - 3

#### WESTERN CONFERENCE SEMI FINALS

##### OKLAHOMA CITY vs. SAN ANTONIO

OKlahoma City wins series 4 - 1

##### TORONTO vs. ABBOTSFORD

Toronto wins series 4 - 1

### WESTERN CONFERENCE

#### NORTH DIVISION

GP	W	L	OTL	SL	PTS	PCT	GF	GAA	
y Toronto Marlies	76	44	24	5	3	96	0.632	217	175
x Rochester Americans	76	36	26	10	4	86	0.566	224	221
Lake Erie Monsters	76	37	29	3	7	84	0.553	189	210
Grand Rapids Griffins	76	33	32	7	4	77	0.507	245	249
Hamilton Bulldogs	76	34	35	2	5	75	0.493	185	226

#### MIDWEST DIVISION

GP	W	L	OTL	SL	PTS	PCT	GF	GA	
y Chicago Wolves	76	42	27	4	3	91	0.599	213	193
x Milwaukee Admirals	76	40	29	2	5	87	0.572	210	190
Charlotte Checkers	76	38	29	3	6	85	0.559	209	214
Peoria Rivermen	76	39	33	2	2	82	0.539	217	207
Rockford IceHogs	76	35	32	2	7	79	0.520	207	228

#### WEST DIVISION

GP	W	L	OTL	SL	PTS	PCT	GF	GA	
y Oklahoma City Barons	76	45	22	4	5	99	0.651	213	176
x Abbotsford Heat	76	42	26	3	5	92	0.605	200	201
x San Antonio Rampage	76	41	30	2	2	87	0.572	197	204
x Houston Aeros	76	35	25	5	11	86	0.566	202	206
Texas Stars	76	31	40	3	2	67	0.441	224	251

### EASTERN CONFERENCE QUARTER FINALS

#### NORFOLK vs. MANCHESTER

Norfolk wins series 3 - 1

#### ST. JOHNS vs. SYRACUSE

St. Johns wins series 3 - 1

#### BRIDGEPORT vs. CONNECTICUT

Connecticut wins series 3 - 0

#### WILKES-BARRE/SCRANTON vs. HERSHEY

Wilkes-Barre/Scranton wins  
series 3 - 2

### WESTERN CONFERENCE QUARTER FINALS

#### HOUSTON vs. OKLAHOMA CITY

Oklahoma City wins series 3 - 2

#### TORONTO vs. ROCHESTER

Toronto wins series 3 - 0

#### CHICAGO vs. SAN ANTONIO

San Antonio wins series 3 - 2

#### ABBOTSFORD vs. MILWAUKEE

Abbotsford wins series 3 - 0

## 2011 - 12 ECHL FINAL STANDINGS

### EASTERN CONFERENCE

#### ATLANTIC DIVISION

GP	W	L	OTL	SL	PTS	PCT	GF	GA	
z Elmira Jackals	72	45	22	2	3	95	0.660	228	204
x Wheeling Nailers	72	37	26	4	5	83	0.576	219	202
x Reading Royals	72	36	28	4	4	80	0.556	229	235
Trenton Titans	72	21	41	4	6	52	0.361	211	271

#### NORTH DIVISION

GP	W	L	OTL	SL	PTS	PCT	GF	GA	
y Kalamazoo Wings	72	38	26	2	6	84	0.583	264	237
Chicago Express	72	34	26	8	4	80	0.556	216	234
x Cincinnati Cyclones	72	35	28	2	7	79	0.549	228	227
Toledo Walleye	72	28	38	2	4	62	0.431	189	258

#### SOUTH DIVISION

GP	W	L	OTL	SL	PTS	PCT	GF	GA	
y Gwinnett Gladiators	72	41	20	7	4	93	0.646	214	200
x Greenville Road Warriors	72	41	25	2	4	88	0.611	232	215
x Florida Everblades	72	39	26	2	5	85	0.590	260	218
x South Carolina Stingrays	72	37	28	4	3	81	0.562	191	180

### WESTERN CONFERENCE

#### MOUNTAIN DIVISION

GP	W	L	OTL	SL	PTS	PCT	GF	GA	
z Alaska Aces	72	43	18	3	8	97	0.674	224	172
x Colorado Eagles	72	38	28	1	5	82	0.569	250	252
x Utah Grizzlies	72	33	33	0	6	72	0.500	183	223
x Idaho Steelheads	72	31	32	2	7	71	0.493	194	236

#### PACIFIC DIVISION

GP	W	L	OTL	SL	PTS	PCT	GF	GA	
y Ontario Reign	72	43	21	5	3	94	0.653	242	193
x Las Vegas Wranglers	72	42	22	1	7	92	0.639	235	198
x Stockton Thunder	72	34	33	1	4	73	0.507	204	216
Bakersfield Condors	72	24	41	4	3	55	0.382	199	241

### KELLY CUP FINALS

(3) Las Vegas Wranglers vs.

(5) Florida Everblades

Florida wins Kelly Cup 4-1

### CONFERENCE FINALS

#### Eastern Conference Finals

(3) Kalamazoo Wings vs.

(5) Florida Everblades

Florida wins series 4-1

#### Western Conference Finals

(1) Alaska Aces vs.

(3) Las Vegas Wranglers

Las Vegas wins series 4-1

### CONFERENCE SEMIFINALS

#### Eastern Conference Semifinals

(1) Elmira Jackals vs.

(5) Florida Everblades

Florida wins series 4-1

#### Eastern Conference Semifinals

(3) Kalamazoo Wings vs.

(7) South Carolina Stingrays

Kalamazoo wins series 4-1

#### Western Conference Semifinals

(1) Alaska Aces vs.

(5) Stockton Thunder

Alaska wins series 4-1

#### Western Conference Semifinals

(3) Las Vegas Wranglers vs.

(7) Idaho Steelheads

Las Vegas wins series 4-1

### CONFERENCE QUARTERFINALS

#### Eastern Conference Quarterfinals

(1) Elmira Jackals vs.

(8) Reading Royals

Elmira wins series 3-2

#### Eastern Conference Quarterfinals

(2) Gwinnett Gladiators vs.

(7) South Carolina Stingrays

South Carolina wins series 3-1

#### Eastern Conference Quarterfinals

(3) Kalamazoo Wings vs.

(6) Wheeling Nailers

Kalamazoo wins series 3-1

#### Eastern Conference Quarterfinals

(4) Greenville Road Warriors vs.

(5) Florida Everblades

Kalamazoo wins series 3-0

#### Western Conference Quarterfinals

(2) Ontario Reign vs.

(7) Idaho Steelheads

Idaho wins series 3-2

#### Western Conference Quarterfinals

(3) Las Vegas Wranglers vs.

(6) Utah Grizzlies

Las Vegas wins series 3-0

#### Western Conference Quarterfinals

(4) Colorado Eagles vs.

(5) Stockton Thunder

Stockton wins series 3-0



## EDMONTON OILERS YEARLY AFFILIATES

SEASON	TEAM	LEAGUE	GENERAL MANAGER	COACH
1979-80	Houston Apollos	CHL	Al Rollins	Al Rollins
1980-81	Wichita Wind	CHL	Larry Gordon	Ace Bailey
1981-82	Wichita Wind	CHL	Larry Gordon	John Muckler
1982-83	Moncton Alpines	AHL	Doug Messier	Doug Messier
1983-84	Moncton Alpines	AHL	Doug Messier	Doug Messier
1984-85	Nova Scotia Oilers	AHL	Larry Kish	Larry Kish
1985-86	Nova Scotia Oilers	AHL	Larry Kish	Larry Kish
1986-87	Nova Scotia Oilers	AHL	Larry Kish	Larry Kish
1987-88	Nova Scotia Oilers	AHL	Dave Andrews	Ron Low
1988-89	Cape Breton Oilers	AHL	Dave Andrews	Ron Low
1989-90	Cape Breton Oilers	AHL	Dave Andrews	Don MacAdam
1990-91	Cape Breton Oilers	AHL	Dave Andrews	Don MacAdam
1991-92	Cape Breton Oilers	AHL	Dave Andrews	Don MacAdam
1992-93*	Cape Breton Oilers	AHL	Dave Andrews	George Burnett
1993-94	Cape Breton Oilers	AHL	Dave Andrews	George Burnett
1994-95	Cape Breton Oilers	AHL	Scott Howson	Peter Mahovich
1995-96	Cape Breton Oilers	AHL	Scott Howson	Lorne Molleken
1996-97	Hamilton Bulldogs	AHL	Scott Howson	Lorne Molleken
1997-98	Hamilton Bulldogs	AHL	Scott Howson	Lorne Molleken
1998-99	Hamilton Bulldogs	AHL	Scott Howson	Walt Kyle
1999-00	Hamilton Bulldogs	AHL	Scott Howson	Walt Kyle
2000-01	Hamilton Bulldogs	AHL	Scott Howson	Claude Julien
2001-02	Hamilton Bulldogs	AHL	Scott Howson	Claude Julien
2002-03	Hamilton Bulldogs	AHL	Scott Howson	Claude Julien/ Geoff Ward
2003-04	Toronto Roadrunners	AHL	Scott Howson	Geoff Ward
2004-05	Edmonton Road Runners	AHL	Scott Howson	Geoff Ward
2005-06	Hamilton Bulldogs+ Iowa Stars#	AHL	Andre Savard	Don Lever
2006-07	Grand Rapids Griffins^	AHL	Scott White	Dave Allison
	Hamilton Bulldogs*+ Iowa Stars#	AHL	Bob McNamara	Greg Ireland
	Milwaukee Admirals%	AHL	Brian Lewis	Don Lever
	Wilkes-Barre/ Scranton Penguins&	AHL	Scott White	Dave Allison
		AHL	Jon Greenberg	Claude Noel
2007-08	Springfield Falcons	AHL	Ray Shero	Todd Richards
2008-09	Springfield Falcons	AHL	Bruce Landon	Kelly Buchberger
			Bruce Landon	Jeff Truitt / Rob Daum
2009-10	Springfield Falcons	AHL	Bruce Landon	Rob Daum
2010-11	Oklahoma City Barons	AHL	Bill Scott	Todd Nelson
2011-12	Oklahoma City Barons	AHL	Bill Scott	Todd Nelson

\* AHL Calder Cup Champions

+ Shared affiliation with Montreal Canadiens.

^ Shared affiliation with Detroit Red Wings.

& Shared affiliation with Pittsburgh Penguins.

CHL – Central Hockey League

AHL – American Hockey League

# Shared affiliation with Dallas Stars.

% Shared affiliation with Nashville Predators.

## EDMONTON OILERS AFFILIATES YEARLY RECORDS

SEASON	TEAM	GP	W	L	T	OTL	GF	GA	PTS	PCT.	STANDING
1979-80	Houston	80	32	38	10		300	319	74	.463	6th
1980-81	Wichita	80	32	45	3		307	345	67	.419	6th
1981-82	Wichita	80	44	33	3		343	289	91	.569	1st - Southern Div.
1982-83	Moncton	80	34	39	7		304	315	75	.469	5th - Northern Div.
1983-84	Moncton	80	32	40	8		251	278	72	.450	5th - Northern Div.
1984-85	Nova Scotia	80	36	37	7		292	295	79	.494	4th - Northern Div.
1985-86	Nova Scotia	80	29	43	8		314	353	66	.413	6th - Northern Div.
1986-87	Nova Scotia	80	38	39	3 ^		318	315	79	.494	4th - Northern Div.
1987-88	Nova Scotia	80	35	36(2)	9		323	343	81	.506	4th - Northern Div.
1988-89	Cape Breton	80	27	47	6		308	388	60	.375	7th - Northern Div.
1989-90	Cape Breton	80	39	34	7		317	306	85	.531	2nd - Northern Div.
1990-91	Cape Breton	80	41	31	8		306	301	90	.563	2nd - Northern Div.
1991-92	Cape Breton	80	36	34	10		336	330	82	.513	3rd - Atlantic Div.
1992-93*	Cape Breton	80	36	32	12		356	336	84	.525	3rd - Atlantic Div.
1993-94	Cape Breton	80	32	35	13		316	339	77	.481	4th - Atlantic Div.
1994-95	Cape Breton	80	27	44	9		298	342	63	.394	5th - Atlantic Div.
1995-96	Cape Breton	80	33	44(4)	3		290	323	73	.431	5th - Atlantic Div.
1996-97	Hamilton	80	28	39(4)	9		220	276	69	.406	3rd - Canadian Div.
1997-98	Hamilton	80	36	22(5)	17		264	242	94	.588	2nd - Empire Div.
1998-99	Hamilton	80	40	29(4)	7		229	206	91	.569	3rd - Empire Div.
1999-00	Hamilton	80	27	34(6)	13		225	262	73	.456	3rd - Empire Div.
2000-01	Hamilton	80	28	41(5)	6		227	281	67	.419	4th - Canadian Div.
2001-02	Hamilton	80	37	30(3)	10		247	206	87	.544	2nd - Canadian Div.
2002-03	Hamilton	80	49	19	8	4	279	191	110	.688	1st - Canadian Div.
2003-04	Toronto	80	35	34	8	3	219	224	81	.505	5th - North Div.
2004-05	Edmonton	80	32	33	4	11	201	223	79	.494	6th - North Div.
2005-06	Hamilton+	80	35	41	0	4	225	251	74	.463	6th - North Div.
	Iowa#	80	41	31	1	7	238	228	90	.563	4th - West Div.
2006-07	Grand Rapids^	80	37	32	-	11	226	244	85	.531	4th - North Div.
	Hamilton*+	80	43	28	-	9	243	208	95	.594	3rd - North Div.
	Iowa#	80	42	34	-	4	221	231	88	.550	4th - West Div.
	Milwaukee%	80	41	25	-	14	227	230	96	.600	3rd - West Div.
	Wilkes-Barre&	80	51	23	-	6	276	221	108	.675	2nd - East Div.
2007-08	Springfield	80	35	35	-	10	214	257	80	.500	5th - Atlantic Div.
2008-09	Springfield	80	24	44	-	12	188	258	60	.375	7th - Atlantic Div.
2009-10	Springfield	80	25	39	-	16	207	296	66	.413	8th - Atlantic Div.
2010-11	Oklahoma	80	40	29	-	11	245	234	91	.569	5th - Western Div.
2011-12	Oklahoma	76	45	22	-	9	213	176	99	.651	1st - Western Div.

\* AHL Calder Cup Champions

+ Shared affiliation with Montreal Canadiens.

^ Shared affiliation with Detroit Red Wings.

& Shared affiliation with Pittsburgh Penguins.

@ Shootout losses worth one point.

() Number of overtime losses worth one point.

# Shared affiliation with Dallas Stars.

% Shared affiliation with Nashville Predators.



## EDMONTON OILERS AFFILIATES YEARLY SCORING LEADERS

SEASON	PLAYER	TEAM	GP	G	A	PTS	PIM
1979-80	Mike Toal	Houston	76	31	45	76	47
1980-81	Tom Roulston	Wichita	69	63	44	107	93
1981-82	Walt Poddubny	Wichita	60	35	46	81	79
1982-83	Ray Cote	Moncton	80	28	63	91	35
1983-84	Ray Cote	Moncton	66	26	36	62	99
1984-85	Ray Cote	Nova Scotia	79	36	43	79	63
1985-86	Mike Rogers	Nova Scotia	53	24	43	67	44
1986-87	Bruce Boudreau	Nova Scotia	78	35	47	82	40
1987-88	Mark Lamb	Nova Scotia	69	27	61	88	45
1988-89	Mark Lamb	Cape Breton	54	33	49	82	29
1989-90	John LeBlanc	Cape Breton	77	54	34	88	50
1990-91	Shaun Van Allen	Cape Breton	76	25	75	100	182
1991-92	Shaun Van Allen	Cape Breton	77	29	84	113	80
1992-93	Dan Currie	Cape Breton	75	57	41	98	73
1993-94	Peter White	Cape Breton	45	21	49	70	12
1994-95	Peter White	Cape Breton	65	36	69	105	30
1995-96	Rem Murray	Cape Breton	79	31	59	90	40
1996-97	Ralph Intrantuovo	Hamilton	68	36	40	76	88
1997-98	Jeff Daw	Hamilton	79	28	35	63	20
1998-99	Chris Ferraro	Hamilton	72	35	41	76	104
1999-00	Daniel Cleary	Hamilton	58	22	52	74	108
2000-01	Paul Healey	Hamilton	79	39	32	71	34
2001-02	Jason Chimera	Hamilton	77	26	51	77	158
2002-03	Jarret Stoll	Hamilton	76	21	33	54	86
2003-04	Jamie Wright	Toronto	78	25	30	55	101
2004-05	Tony Salmelainen	Edmonton	76	22	24	46	26
	Raffi Torres	Edmonton	67	21	25	46	165
2005-06	Marc-Antoine Pouliot	Hamilton+	65	15	31	46	63
	Toby Petersen	Iowa#	79	26	47	73	48
2006-07	Kyle Brodziak	Wilkes-Barre/Scranton&	62	24	32	56	44
	Danny Svyret	Grand Rapids^	57	4	16	20	16
	Mathieu Roy	Hamilton+	31	6	12	18	40
2007-08	Rob Schremp	Springfield	78	23	53	76	64
2008-09	Ryan Potulny	Springfield	69	37	23	60	44
2009-10	Charles Linglet	Springfield	75	19	55	74	36
2010-11	Alexandre Giroux	Oklahoma	70	32	46	78	63
2011-12	Ryan Keller	Oklahoma	71	21	28	49	38

+ Shared affiliation with Montreal Canadiens.

^ Shared affiliation with Detroit Red Wings.

# Shared affiliation with Dallas Stars.

& Shared affiliation with Pittsburgh Penguins.

## FOR YOUR INFORMATION

### Accreditation

All media and photographers' passes issued by the Edmonton Oilers are valid only for the date(s) noted and are non-transferable. Passes may not be used to gain access to Rexall Place or practice facilities for the purpose of obtaining autographs or memorabilia from members of the Edmonton Oilers Hockey Club. The Edmonton Oilers reserve the right to revoke passes at any time. **ALL PASSES MUST BE VISIBLE AT ALL TIMES.**

The Bill Tuele Press Box at Rexall Place is divided into four working areas. On the west side, you will find the general media area for all newspaper reporters and electronic journalists not involved in play-by-play. Most seats are specifically allocated with appropriate signage, but if there is any confusion, please direct any queries to the Edmonton Oilers communications staff at position one. The east side of the press box is divided into ten separate booths, in which you will find on-air radio and television broadcasts, home and visiting team officials and a video tape crew. The north side and south ends, which do not have working benches, are designed for overflow media as well as reporters who do not cover the NHL full-time.

To gain access to the press box, there are four entrance stairways, any one of which will lead you to the area in which your seat is located, however, it should be pointed out that unless you have an Edmonton Oilers press pass, you will not be able to enter the main working areas. Single game passes may be obtained by contacting the Edmonton Oilers communications staff at least one day prior to the game.

All media should enter Rexall Place through the Oilers Game Day Pass Gate, located on the north side of the building.

### Photographers

Photography passes are issued by Andy Devlin, Edmonton Oilers Team Photographer ([lamedia@telus.net](mailto:lamedia@telus.net)) and those accredited as photo journalists are asked to report to the media lounge at least one hour before the game for individual seat allocation. Andy Devlin will have the final say in terms of seat allocation.

### Communications

Telephones are provided in the press box and media work room. All calls must be billed to your credit card or charges must be reversed. Wireless internet access is available in both the press box and media work room.

### Media Services

The media lounge will be open an hour and a half before each game. It will be closed during and after the game. Game notes, programs and lineups will be available in the lounge. Hot coffee, soft drinks and ice water are offered in the press box during the game.

A press box announcing service is in effect throughout the game.

Closed circuit television monitors are located for your convenience on the west side of the press box.

Game statistics will be distributed after each period in the press box, while final game sheets will be distributed in the Edmonton Oilers dressing room and the ice level media work room 15 minutes after the game.

## EDMONTON OILERS MEDIA GUIDELINES 2012-13

With the growing number of media and the expanding need to include video, audio and still photos on the Internet, the Edmonton Oilers have revised their media guidelines to align themselves with the NHL's internet guidelines, as well as those from other clubs – specifically Canadian franchises.

### GENERAL GUIDELINES:

- Cell phones, or personal digital assistants (PDAs) with cell phone capabilities, cannot be used for any purpose\* in the Oilers dressing and workout rooms at any time. \*Exception is for e-mails specific to BlackBerry-like units.
- Photographers will only be granted access to the dressing room post-game or post-practice for specific still image opportunities upon advance specific request from the sports editor (e.g. milestones, new goaltender mask (with player's permission), or player's first goal etc.).
- Stock and general still and video images are not permitted to be shot in the dressing and workout rooms, e.g., photographers/cameramen will not be allowed to stand at the entrance and pan the room, take stock and general images of players/room, or of players undressing out of their equipment.
- Reporters and photographers using a still camera or mini-cam for video purposes must inform the player or coach and inform the Oilers communications staff beforehand.
- All video must adhere to the NHL's broadcast policies. Material may only be used for editorial purposes.
- The Oilers do not allow photographers in their dressing room while on the road.

### Guidelines for use of Oilers video- and audio-related content\* on Internet platforms:

- No game action (video or audio) may be captured by any means or method.
  - Video and audio content recorded at pre- or post-game news conferences, or media availabilities involving the team's coach, players and club executives may not be streamed live without prior written permission from the Oilers.
  - Reasonable amounts of audio or video content gathered pursuant to the credential may be posted on the Internet. Content, up to 120 seconds per day, can be posted and archived for up to 72 hours.
  - The website page that features audio/video must provide links to NHL.com and the Oilers website using the following wording: "Find out more on [www.NHL.com](http://www.NHL.com) and [www.edmontonoilers.com](http://www.edmontonoilers.com)". As well, [edmontonoilers.com](http://edmontonoilers.com) is permitted to link to such posted material.
  - All video and audio content is restricted to use on media websites and may not be "pushed" to other platforms (including but not limited to cell phones).
  - Video and audio content cannot be marketed or sold on a subscription basis.
  - Video and audio content may be used only in editorial.
  - Video and audio content must adhere to the NHL's broadcast policies.
  - There is to be no sponsorship or advertising around the content. Footage may appear with banners and contextual ads, but the ads may not be specifically related to Oilers content.
  - There are no limitations on "talking head" video or audio of reporters at Oilers facilities that do not include team/interview/press conference content.
- \* Oilers video- and audio-related content is defined as, but not limited to interviews, news conferences, practices and community-related events. Games fall under the NHL's broadcast policies.
- \* Content does not extend to the use of editorial text on the Internet or text alerts sent to PDAs or cell phones.

The Edmonton Oilers reserve the right to enforce and amend these guidelines at any time and to restrict and/or deny access, as necessary to ensure fair application and that all interests are preserved.

## NHL PUBLIC RELATIONS DIRECTORY

### ANAHEIM DUCKS

Alex Gilchrist  
Honda Center  
2695 E. Katella Avenue  
Anaheim, CA 92806  
Telephone: (714) 940-2900

### BOSTON BRUINS

Matthew Chmura  
TD Garden  
100 Legends Way  
Boston, MA 02114  
Telephone: (617) 624-2327

### BUFFALO SABRES

Michael Gilbert  
HSBC Arena  
One Seymour H. Knox III Plaza  
Buffalo, NY 14203  
Telephone: (716) 855-4100

### CALGARY FLAMES

Peter Hanlon  
Pengrowth Saddledome  
PO Box 1540, Station M  
Calgary, Alberta T2P 3B9  
Telephone: (403) 777-2177

### CAROLINA HURRICANES

Mike Sundheim  
RBC Center  
1400 Edwards Mill Road  
Raleigh, NC 27607  
Telephone: (919) 467-7825

### CHICAGO BLACKHAWKS

Brandon Faber  
United Center  
1901 West Madison Street  
Chicago, IL 60612  
Telephone: (312) 455-7000

### COLORADO AVALANCHE

Jean Martineau  
Pepsi Center  
1000 Chopper Place  
Denver, CO 80204  
Telephone: (303) 405-1100

### COLUMBUS BLUE JACKETS

Todd Sharrock  
Nationwide Arena  
200 W. Nationwide Blvd.  
Columbus, OH 43215  
(614) 246-4625

### DALLAS STARS

Jason Rademan  
American Airlines Center  
2601 Avenue of the Stars  
Frisco, TX 75034  
Telephone: (214) 387-5500

### DETROIT RED WINGS

John Hahn  
Joe Louis Arena  
19 Steve Yzerman Drive  
Detroit, MI 48226  
Telephone: (313) 394-7000

### EDMONTON OILERS

J.J. Hebert  
Rexall Place  
11230 - 110 Street  
Edmonton, Alberta T5G 3H7  
Telephone: (780) 414-4000

### FLORIDA PANTHERS

Justin Copertino  
BankAtlantic Center  
One Panther Parkway  
Sunrise, FL 33323  
Telephone: (954) 835-7000

### LOS ANGELES KINGS

Michael Altieri  
555 North Nash Street  
El Segundo, CA 90245  
Telephone: (310) 535-4500

### MINNESOTA WILD

Bill Robertson  
Xcel Energy Center  
317 Washington Street  
Saint Paul, MN 55102  
Telephone: (651) 602-6000

### MONTREAL CANADIENS

Donald Beauchamp  
Bell Centre  
1260 de La Gauchetiere Ouest  
Montreal, Quebec H3B 5E8  
Telephone: (514) 932-2582

### NASHVILLE PREDATORS

Tim Darling  
Bridgestone Arena  
501 Broadway  
Nashville, TN 37203  
Telephone: (615) 770-2300

### NEW JERSEY DEVILS

Mike Levine  
Prudential Center  
165 Mulberry Street  
Newark, NJ 07102  
Telephone: (973) 757-6100

### NEW YORK ISLANDERS

Kimber Auerbach  
1535 Old Country Road  
Plainview, NY 11803  
Telephone: (516) 501-6700

### NEW YORK RANGERS

John Rosasco  
Madison Square Garden  
Two Pennsylvania Plaza, 14th Floor  
New York, NY 10121  
Telephone: (212) 465-6486

### OTTAWA SENATORS

Phil Legault  
Scotiabank Place  
1000 Palladium Drive  
Ottawa, ON K2V 1A5  
Telephone: (613) 599-0250

### PHILADELPHIA FLYERS

Zack Hill  
Wells Fargo Center  
3601 South Broad Street  
Philadelphia, PA 19148  
Telephone: (215) 465-4500

### PHOENIX COYOTES

Sergey Kocharov  
Jobing.com Arena  
#200, 6751 N. Sunset Blvd.  
Glendale, AZ 85305  
Telephone: (623) 772-3200

### PITTSBURGH PENGUINS

Tom McMillan  
CONCOL Energy Center  
1001 Fifth Avenue  
Pittsburgh, PA 15219  
Telephone: (412) 642-1300

### SAN JOSE SHARKS

Scott Emmert  
HP Pavilion at San Jose  
525 West Santa Clara Street  
San Jose, CA 95113  
Telephone: (408) 287-7070

### ST. LOUIS BLUES

Mike Caruso  
Scottrade Center  
1401 Clark Avenue  
St. Louis, MO 63103  
Telephone: (314) 622-2500

### TAMPA BAY LIGHTNING

Brian Breseman  
St. Pete Times Forum  
401 Channelside Drive  
Tampa, FL 33602  
Telephone: (813) 301-6500

### TORONTO MAPLE LEAFS

Pat Park  
Air Canada Centre  
40 Bay Street, Suite 400  
Toronto, Ontario M5J 2X2  
Telephone: (416) 815-5700

### VANCOUVER CANUCKS

T.C. Carling  
General Motors Place  
800 Griffiths Way  
Vancouver, BC V6B 6G1  
Telephone: (604) 899-4600

### WASHINGTON CAPITALS

Nate Ewell  
627 N. Glebe Road  
Suite 850  
Arlington, VA 22203  
Telephone: (202) 266-2200

### WINNIPEG JETS

Scott Brown  
345 Graham Avenue  
Winnipeg, MB R3C 5S6  
sbrown@truenorth.mb.ca  
Telephone: (204) 987-7825

### NHL - TORONTO

Gary Meagher  
50 Bay Street, 11th Floor  
Toronto, Ontario M5J 2X8  
Telephone: (416) 359-7900

### NHL - NEW YORK

Frank Brown  
1185 Avenue of the Americas  
New York, NY 10036  
Telephone: (212) 789-2000





## 2012-13 NATIONAL HOCKEY LEAGUE DIRECTORY

### New York

1185 Avenue of the Americas, New York, NY 10036  
212-789-2000, Fax: 212-789-2020

### Montréal

1800 McGill College Avenue, Suite 2600, Montréal, Québec, H3A 3J6  
514-841-9220, Fax: 514-841-1070

### Toronto

50 Bay Street, 11th Floor, Toronto, Ontario, M5J 2X8  
416-359-7900, 416-359-7900, Fax: 416-981-2769



**Gary B. Bettman**  
Commissioner



**William Daly**  
Deputy Commissioner

### EXECUTIVE

Commissioner .....	Gary B. Bettman
Deputy Commissioner.....	William Daly
Chief Operating Officer.....	John Collins
Senior Executive Vice President of Hockey Operations .....	Colin Campbell

### NHL COMMUNICATIONS

Executive Vice President, Communications (Toronto) .....	Gary Meagher
Group Vice President, Media Relations .....	Frank Brown
Vice President, Player Development & Event Communications .....	Jamey Horan
Vice President, Communications .....	John Dellapina
Statistician and Information Officer (Toronto) .....	Benny Ercolani
Senior Director, News Services.....	Greg Inglis
Director, Communications .....	Nirva Milord
Director, Communications (Toronto) .....	Julie Young
Senior Manager, Player Development & Event Communications.....	Schuyler Baehman
Senior Manager, Communications (Toronto) .....	David Keon
Senior Manager, Corporate Communications .....	Kerry McGovern
Senior Manager, Communications (Toronto) .....	Jennifer Moad
Manager, Social Media (Toronto) .....	Trevor Bjergso
Coordinator, Communications .....	Josh Bernstein
Coordinator, Player Development & Event Communications .....	Nicole Buckley
Coordinator, Corporate Communications.....	Erica Yakobzon
Assistant, Player Development & Event Communications .....	Kirstin Mende

## 2012-13 NHL ON-ICE OFFICIALS



### REFEREES

NAME	SWEATER #
* BURCHELL, Darcy	42
CHARRON, Francis	6
DEVORSKI, Paul	10
DWYER, Gord	19
FURLATT, Eric	27
* HANSON, Trevor	47
HASENFRATZ, Mike	2
HEBERT, Ghislain	22
* HEBERT, Jean	43
JACKSON, Dave	8
JOANNETTE, Marc	25
KIMMERLY, Greg	18
* KNORR, Trent	44
KOWAL, Tom	32
KOZARI, Steve	40
L'ECUYER, Frederick	17
LARUE, Dennis	14
LEE, Chris	28
LEGGO, Mike	3
* LEMELIN, Mark	41
* LEWIS, Dave	46
* LUXMORE, Thomas John	49
MARTELL, Rob	26
MCCAULEY, Wes	4
* MCISAAC, Jon	45
MEIER, Brad	34
MORTON, Dean	36
O'HALLORAN, Dan	13
O'ROURKE, Dan	9
PEEL, Tim	20
POCHMARA, Brian	16
POLLOCK, Kevin	33
REHMAN, Kyle	37
ROONEY, Chris	5
* SKILLITER, Graham	48
ST-LAURENT, Francois	38
ST. PIERRE, Justin	12
SUTHERLAND, Kelly	11
VAN MASSENHOVEN, Don	21
WALKOM, Stephen	24
WALSH, Ian	29
WATSON, Brad	23

### LINESMEN

NAME	SWEATER #
AMELL, Derek	75
BARTON, Steve	59
BRISEBOIS, David	96
CAMERON, Lonnie	74
CHAMPOUX, Pierre	67
CHERREY, Scott	50
CORMIER, Michel	76
CVIK, Mike	88
DEVORSKI, Greg	54
DRISCOLL, Scott	68
GALLOWAY, Ryan	82
GIBBS, Darren	66
* GRANDT, John	98
HENDERSON, Don	91
HEYER, Shane	55
KOVACHIK, Brad	71
LAZAROWICH, Brad	86
MACH, Brian	78
MACPHERSON, Matt	83
MCELMAN, Andy	90
MILLER, Steve	89
MORIN, Jean	97
* MURCHISON, Kiel	79
MURPHY, Brian	93
MURRAY, Jonny	95
NANSEN, Derek	70
NELSON, Thor	80
NOWAK, Tim	77
PANCICH, Bryan	94
RACICOT, Pierre	65
RODY, Vaughan	73
SERICOLO, Anthony	84
SHARRERS, Jay	57
SHEWCHYK, Mark	92
WHEELER, Mark	56

\* minor league official



## NHL HOW TO FIGURE



**\*\* NOTE: No individual skater/goaltender statistics apply for the shootout**

<b>Assist</b>	An assist is awarded to the player or players (maximum of two) who touched to the goal, provided no defender plays or possesses the puck in between.
<b>Game Played</b>	A player receives credit for playing in a game if: i) he steps on the ice during time played or; ii) serves any penalty.
<b>Game-Winning Goal</b>	After the final score has been determined, the goal which leaves the winning Club one goal ahead of its opponent is the game-winning goal (example: if Team A beats Team B 8-3, the player scoring the fourth goal for Team A receives credit for the game-winning goal).
<b>Goal</b>	A goal is awarded to the last player on the scoring Club to touch the puck prior to the puck entering the net.
<b>Goals-Against Average</b>	Multiply goals allowed (GA) by 60 and divide by minutes played (MINS).
<b>Goaltender</b>	A goaltender receives a "W" for a win in regulation, overtime or shootout; an "L" for a loss in regulation; or an "OT" for a loss in overtime or shootout.
<b>Penalty-Killing Pct.</b>	Subtract total number of power-play goals allowed from total number of shorthanded situations to get total number of power-plays killed. Divide the total number of power-plays killed by the total number of shorthanded situations.
<b>Plus-Minus</b>	A player receives a "plus" if he is on the ice when his Club scores an even-strength or shorthanded goal. He receives a "minus" if he is on the ice for an even-strength or shorthanded goal scored by the opposing Club. The difference in these numbers is considered the player's plus-minus statistic.
<b>Power-Play Goal</b>	<p>A goal scored by a Club while it has a manpower advantage due to an opponent's penalty. Following are some examples of what is and is not considered a power-play goal:</p> <ul style="list-style-type: none"><li>• if a Club has an advantage on a minor penalty starting at 2:02 of the period and it scores at 4:02, the goal is not a power-play goal.</li><li>• if a Club scores on a delayed penalty, the goal is not a power-play goal.</li><li>• if a Club has an advantage due to a five-minute major or match penalty, that Club is always credited with having one more advantage than the number of power-play goals it scores during that advantage, because the penalty does not expire. A new advantage begins after each power-play goal. For example, if Team A scores three goals during a major penalty, it is credited with four advantages.</li><li>• if a Club is on a power-play for any length of time, it is considered to have had an advantage.</li><li>• if a minor penalty is incurred by a Club on a power-play due to a major penalty, a new advantage is given to that Club when its minor penalty expires, provided the opponent's major penalty is still in effect.</li></ul>
<b>Power-Play Percentage</b>	Total number of power-play goals divided by total number of power-play opportunities.
<b>Save Percentage</b>	Subtract goals allowed (GA) from shots against (SA) to determine saves. Then divide saves by shots-against.
<b>Shooting Percentage</b>	Divide the number of goals scored by the number of shots taken.
<b>Shorthand Goal</b>	A goal scored by a Club while it is at a manpower disadvantage. The same cases apply for shorthand as for power-play goals, but in the opposite manner.
<b>Shot on Goal</b>	If a player shoots the puck with the intention of scoring and if that shot would have gone in the net had the goaltender not stopped it, the shot is recorded as a "shot on goal".
<b>Shutout</b>	If two goaltenders combine for a shutout, neither receives credit for the shutout. Instead it is recorded as a Club shutout.
<b>Tenths of a Second</b>	If a penalty or goal occurs in the last minute, the time is rounded off to the previous second (ex: if a penalty is called with 12.4 seconds left in a period, the time is indicated as 19:47 and not 19:48.)
<b>Coaches Record</b>	A coach receives a "W" for a win in regulation, overtime or shootout; an "L" for a loss in regulation; or an "OT" for a loss in overtime or shootout.

# OFFICIAL 2012-13 EDMONTON OILERS SCHEDULE

JANUARY 2013	SUN	MON	TUES	WED	THURS	FRI	SAT
			1	2	3	4	5
	6	7	8	9	10	11	12
	13	14	15	16	17	18	19
	20 <b>SW</b>	21	22 <b>T</b>	23	24 <b>T</b>	25	26 <b>C</b>
	VAN 7:00 pm		SJ 8:00 pm		LA 7:30 pm		CGY 8:00 pm
	27	28 <b>SW</b>	29	30 <b>SW</b>	31 <b>SO</b>		
	COL 7:30 pm			PHX 7:30 pm	SJ 8:30 pm		

FEBRUARY 2013	SUN	MON	TUES	WED	THURS	FRI	SAT
						1	2 <b>SW</b>
							COL 1:00 pm
	3	4 <b>SW</b>	5	6 <b>T</b>	7	8	9 <b>C</b>
		VAN 7:30 pm		DAL 7:30 pm			DET 12:00 pm
	10 <b>SW</b>	11	12 <b>SW</b>	13	14	15	16 <b>C</b>
	CBJ 4:00 pm		DAL 7:30 pm				COL 8:00 pm
	17	18	19 <b>T</b>	20	21 <b>SW</b>	22	23 <b>SW</b>
		LA 8:00 pm		MIN 7:30 pm		PHX 1:30 pm	
24	25 <b>SW</b>	26	27	28 <b>SW</b>			
	CHI 6:30 pm			DAL 6:30 pm			

MARCH 2013	SUN	MON	TUES	WED	THURS	FRI	SAT
						1 <b>SW</b>	2
						STL 6:00 pm	
	3 <b>SO</b>	4	5 <b>SW</b>	6	7	8 <b>SW</b>	9
	MIN 6:00 pm		CBJ 5:00 pm		DET 5:30 pm	NSH 6:00 pm	
	10 <b>SW</b>	11	12 <b>SW</b>	13	14	15 <b>SO</b>	16
	CHI 5:00 pm		COL 7:00 pm			DET 7:30 pm	
	17 <b>SW</b>	18	19	20 <b>T</b>	21	22	23 <b>C</b>
NSH 6:00 pm			SJ 7:30 pm			STL 8:00 pm	
24	25 <b>SW</b>	26 <b>SO</b>	27	28 <b>SW</b>	29	30 <b>C</b>	
	NSH 6:00 pm	STL 6:00 pm		CBJ 7:30 pm		VAN 8:00 pm	
	31						

APRIL 2013	SUN	MON	TUES	WED	THURS	FRI	SAT
		1 <b>SW</b>	2	3 <b>SW</b>	4 <b>SW</b>	5	6 <b>SW</b>
		CGY 7:30 pm		CGY 8:00 pm	VAN 8:00 pm		LA 2:00 pm
	7	8 <b>SO</b>	9	10 <b>SW</b>	11	12	13 <b>C</b>
		ANA 8:00 pm		PHX 7:30 pm			CGY 8:00 pm
	14	15	16 <b>SW</b>	17	18	19 <b>SW</b>	20
			MIN 7:30 pm			COL 7:00 pm	
	21 <b>SW</b>	22 <b>SW</b>	23	24 <b>T</b>	25	26 <b>SW</b>	27 <b>C</b>
ANA 6:30 pm	ANA 7:30 pm		CHI 7:30 pm		MIN 6:00 pm	VAN 8:00 pm	
28	29	30					

## ABBREVIATIONS

- ANA - Anaheim
- CBJ - Columbus
- CGY - Calgary
- CHI - Chicago
- COL - Colorado
- DAL - Dallas
- DET - Detroit
- LA - Los Angeles
- MIN - Minnesota
- NSH - Nashville
- PHX - Phoenix
- SJ - San Jose
- STL - St. Louis
- VAN - Vancouver

"Copyright (c) 2012 by the National Hockey League. All right reserved. Reproduction in whole or in part without permission of the National Hockey League is strictly prohibited. Publication of this schedule is permitted for the sole purpose of informing members of the public who wish to attend or view on television National Hockey League games. Any other publication or use of any portion of this schedule, including for the purpose of lottery or other form of gambling, whether such gambling is legal or illegal, is strictly prohibited."

**AWAY**

**HOME**

SW - Televised on Sportsnet West  
 SO - Televised on Sportsnet Oilers, available to Sportnet ONE subscribers  
 C - Televised on CBC  
 T - Televised on TSN  
 All games heard on the Oilers Radio Network



PROUD SPONSOR  
OF THE



